

**NEW BRUNSWICK FOREST
PRODUCTS COMMISSION**

TIMBER UTILIZATION REPORT

2023-24

July 2024



New Brunswick
Forest Products Commission

Commission des produits forestiers
du Nouveau Brunswick

HIGHLIGHTS

NB Mill Consumption Year over Year

	Overall Source					Grand Total
	Crown Land	Federal Land	Import	Industrial Freehold	Marketing Board	
2023	5,394,132	10,407	401,364	1,992,641	2,059,432	9,857,976
2022	5,082,286	1,279	349,173	2,108,207	1,982,362	9,523,307
% Change	6.14%	713.68%	14.95%	-5.48%	3.89%	3.51%

Total NB Roundwood Production Year over Year

	Overall Source				Grand Total
	Crown Land	Federal Land	Industrial Freehold	Marketing Board	
2023	5,436,250	10,407	2,357,923	2,330,489	10,135,069
2022	5,164,790	1,279	2,800,509	2,310,637	10,277,215
% Change	5.26%	713.68%	-15.80%	0.86%	-1.38%

Total NB Roundwood Softwood Production Year over Year

	Overall Source				Grand Total
	Crown Land	Federal Land	Industrial Freehold	Marketing Board	
2023	3,808,752	9,470	1,556,330	1,228,248	6,602,800
2022	3,607,506	1,279	1,865,042	1,174,125	6,647,952
% Change	5.58%	640.42%	-16.55%	4.61%	-0.68%

Total NB Roundwood Hardwood Production Year over Year

	Overall Source				Grand Total
	Crown Land	Federal Land	Industrial Freehold	Marketing Board	
2023	1,627,498	937	801,593	1,102,241	3,532,269
2022	1,557,284	0	935,467	1,136,512	3,629,263
% Change	4.51%		-14.31%	-3.02%	-2.67%

Total NB Crown Production by License Year over Year

	Overall Source / Wood_Source						
	Crown Land						
	01 - Upsalq uitch	03 - Nepisiquit..	05 - Kent	07 - Queens - ..	08 - York	09 - Carleton -..	Total
2023	878,652	1,536,108	100,252	1,619,102	424,498	877,638	5,436,250
2022	789,113	1,593,900	96,381	1,441,321	310,702	933,373	5,164,790
% Change	11.35%	-3.63%	4.02%	12.33%	36.63%	-5.97%	5.26%

Total NB Roundwood Exports Year over Year

	Overall Source			Grand Total
	Crown Land	Industrial Freehold	Marketing Board	
2023	42,118	365,282	271,057	678,457
2022	82,504	692,302	328,275	1,103,081
% Change	-48.95%	-47.24%	-17.43%	-38.49%

Total NB Private Production by Marketing Board Year over Year

	Overall Source / Wood_Source							
	Marketing Board							
	CVC - Carleton Victoria	MAD - Madawaska	NSH - North Shore	NTH - Northu mberland	SENB - South East New Bru..	SNB - Southern Ne..	YSC - York Sunbury Charl..	Total
2023	228,344	292,143	264,090	216,340	342,285	613,356	373,931	2,330,489
2022	231,069	207,421	276,843	312,274	388,822	545,617	348,591	2,310,637
% Change	-1.18%	40.85%	-4.61%	-30.72%	-11.97%	12.42%	7.27%	0.86%

* NOTE - Marketing Board hardwood roundwood production volumes include fuelwood volume estimates provided by Department of Natural Resources and Energy Development.

Figure 1. New Brunswick Roundwood Consumption

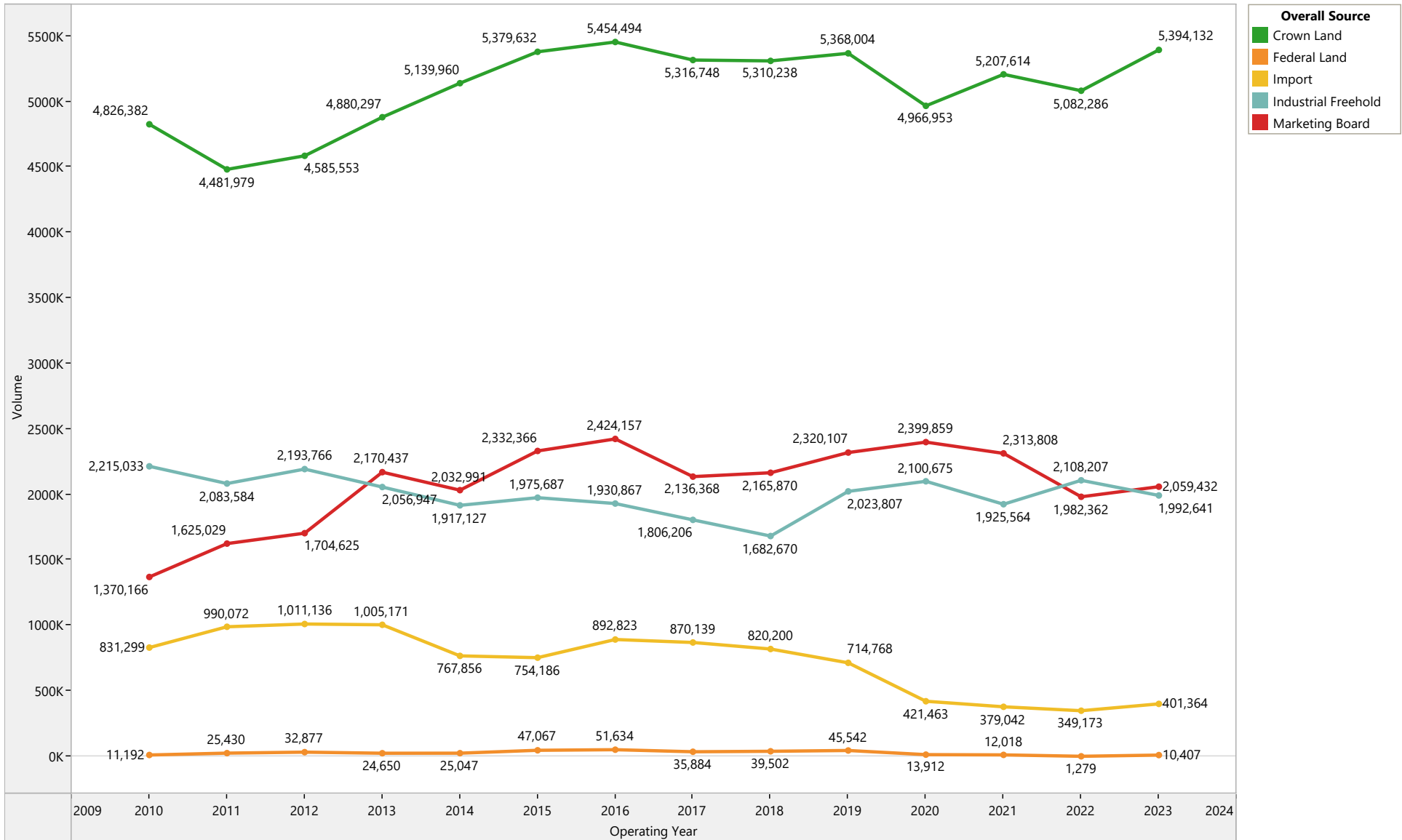


Figure 2. 2023-24 Total Roundwood Harvest in NB

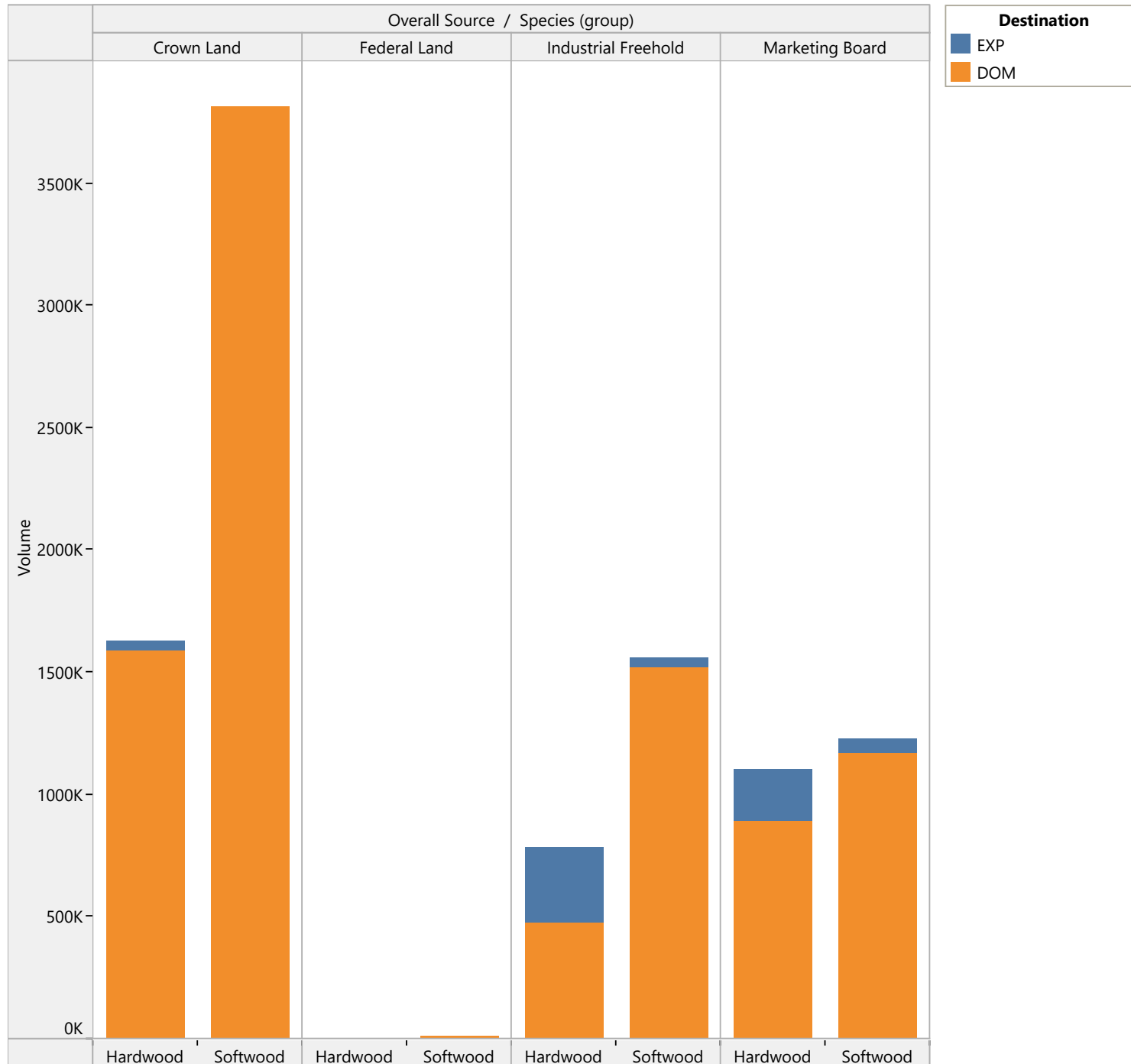


Table 1. 2023-24 Total Roundwood Harvest (m3) in NB

Destination	Overall Source / Species (group)								Grand Total
	Crown Land		Federal Land		Industrial Freehold		Marketing Board		
	Hardwood	Softwood	Hardwood	Softwood	Hardwood	Softwood	Hardwood	Softwood	
EXP	42,118				310,919	36,067	210,609	60,435	660,148
DOM	1,585,380	3,808,752	937	9,470	472,378	1,520,263	891,632	1,167,800	9,456,612
Grand Total	1,627,498	3,808,752	937	9,470	783,297	1,556,330	1,102,241	1,228,235	10,116,760

Table 2. Total Roundwood (m3) by Overall Source Domestic & Export

Destination	Overall Source	Species	Product	Operating Year				
				2023	2022	2021	2020	2019
DOM	Crown Land	Birch (Yellow and White)	Full Tree Chips		71,189			
			Pulpwood		61,298	41,897	64,104	42,252
			Tree Length					3,956
			Total		132,487	41,897	64,104	46,208
		Cedar	Logs		2,535	10,507	4,270	7,378
			Shinglewood	12,785	4,264	23,516	20,707	23,392
			Studwood	23,650	18,961	20,336	23,499	31,234
			Tree Length		1,455	1,507	2,967	9,196
			Total	36,435	27,215	55,866	51,443	71,200
		Hemlock	Logs	1,239	2,429	3,049	8,867	2,114
			Total	1,239	2,429	3,049	8,867	2,114
		Mixed Hardwood	Fuelwood	1,260	1,260	2,000	1,260	1,250
			Full Tree Chips	107,803	155,510	189,847	287,814	396,986
			Logs	88,899	98,410	164,242	127,573	141,496
			Pulpwood	846,019	699,023	721,729	825,582	826,148
			Roundwood Biomass			249	1,384	
			Studwood				2,711	
			Tree Length			3,555		10,848
		Total	1,043,981	954,203	1,081,622	1,246,324	1,376,728	
		Mixed Softwood	Logs	3,500	7,000	56,021	819	
			Poles	1,348				
			Pulpwood	108,424	107,693	88,427	74,684	116,746
			Roundwood Biomass	2,383	2,064	3,004	4,859	
			Studwood				5,261	
			Total	115,655	116,757	147,452	85,623	116,746
		Mixed Species	Roundwood Biomass	71				
			Total	71				
		Other Hardwood	Full Tree Chips	8,093				
			Pulpwood	21				
			Total	8,114				
Other	Other	Roundwood Biomass					8,865	

Table 2. Total Roundwood (m3) by Overall Source Domestic & Export

Destination	Overall Source	Species	Product	Operating Year					
				2023	2022	2021	2020	2019	
DOM	Crown Land	Softwood	Total					8,865	
		Poplar	Lathwood	14,165				5,275	
			Logs	30,469	37,369	36,899	31,773	38,261	
			Pulpwood	487,674	345,687	344,721	308,897	351,916	
			Shinglewood		5,034				
			Studwood	977			7,794		
			Tree Length					131	
		Total	533,285	388,090	381,620	348,464	395,583		
		Red Pine	Logs	5,154	2,479	1,505	2,495	2,357	
			Poles		424	330	397	795	
			Pulpwood	18,176	11,392	9,711	8,558	5,380	
			Studwood					125	
			Tree Length		29	404	857	258	
			Total	23,330	14,324	11,950	12,307	8,915	
		Spruce, Fir, Jack Pine	Full Tree Chips	55,712	60,116	59,948	65,117	68,333	
			Logs	839,778	817,355	865,655	887,529	993,764	
			Pulpwood	425,773	264,378	190,616	191,153	260,005	
			Studwood	2,200,817	2,199,366	2,177,884	1,906,927	1,922,933	
			Tree Length					56	
			Total	3,522,080	3,341,215	3,294,103	3,050,726	3,245,091	
	White Birch	Full Tree Chips			76,181				
		Total			76,181				
	White Pine	Logs	109,942	105,566	113,874	99,095	96,554		
		Total	109,942	105,566	113,874	99,095	96,554		
	Total				5,394,132	5,082,286	5,207,614	4,966,953	5,368,004
	Federal Land	Birch (Yellow and White)	Pulpwood			25	373	1,839	
			Total			25	373	1,839	
		Cedar	Studwood	310		193		220	
			Total	310		193		220	
		Mixed Hardwood	Full Tree Chips	31					
	Logs			290		157			

Table 2. Total Roundwood (m3) by Overall Source Domestic & Export

Destination	Overall Source	Species	Product	Operating Year				
				2023	2022	2021	2020	2019
DOM	Federal Land	Mixed Hardwood	Pulpwood	395		931	2,563	5,838
			Total	426		1,221	2,563	5,995
		Mixed Softwood	Pulpwood	62		714		562
			Total	62		714		562
		Other Hardwood	Pulpwood	9				
			Total	9				
		Other Softwood	Roundwood Biomass					1,081
			Total					1,081
		Poplar	Pulpwood	494		2,376	1,128	6,787
			Total	494		2,376	1,128	6,787
		Red Pine	Logs				30	150
			Pulpwood					19
			Total				30	169
		Spruce, Fir, Jack Pine	Logs	5,420		1,012	1,726	7,682
	Pulpwood		1,500	1,115	2,309	2,709	5,931	
	Studwood		2,129	153	3,953	5,383	11,289	
	Total		9,049	1,268	7,274	9,818	24,902	
	Sugar Maple	Pulpwood	8					
		Total	8					
	White Pine	Logs	49	11	215		3,987	
Total		49	11	215		3,987		
	Total	10,407	1,279	12,018	13,912	45,542		
Industrial Freehold	Ash	Logs			269			
		Total			269			
	Birch (Yellow and White)	Full Tree Chips			61,137			
		Logs			519			
		Pulpwood		4,782	4,007	14,218	12,145	
		Shinglewood				515		
		Studwood				1,174		
		Tree Length				179		
Total		4,782	65,663	16,086	12,145			

Table 2. Total Roundwood (m3) by Overall Source Domestic & Export

Destination	Overall Source	Species	Product	Operating Year				
				2023	2022	2021	2020	2019
DOM	Industrial Freehold	Cedar	Lathwood			3,490		
			Logs		1,784	10,160	4,002	13,752
			Shinglewood	5,454	1,071	2,252	7,125	13,130
			Studwood	11,426	7,078	3,604	6,381	10,209
			Tree Length	121	34	1,025	1,636	1,340
			Total	17,001	9,967	20,531	19,144	38,431
		Hemlock	Logs	3,029	614	739	1,547	606
			Total	3,029	614	739	1,547	606
		Mixed Hardwood	Full Tree Chips	35,274	107,489	95,327	279,423	184,207
			Logs	102,711	93,444	120,404	89,788	133,548
			Pulpwood	209,899	129,384	101,590	153,285	123,465
			Roundwood Biomass	10,880	23,573	20,457		35,077
			Total	358,764	353,890	337,778	522,496	476,297
		Mixed Softwood	Logs			59,276	1,519	
			Pulpwood		5,189	2,315	9,236	13
			Roundwood Biomass	1,150		182	2,791	
			Studwood				4,028	
		Total	1,150	5,189	61,773	17,574	13	
		Mixed Species	Pulpwood		917			
			Total		917			
		Other Hardwood	Full Tree Chips	12,198				
			Pulpwood	8,187				
			Total	20,385				
		Other Softwood	Roundwood Biomass					6,436
			Total					6,436
		Poplar	Lathwood	3,250				2,100
			Logs	351	6,484	2,611	464	558
			Pulpwood	87,870	94,087	66,474	75,739	58,672
			Roundwood Biomass			5,543		
			Studwood	1,758				
		Total	93,229	100,571	74,628	76,203	61,330	

Table 2. Total Roundwood (m3) by Overall Source Domestic & Export

Destination	Overall Source	Species	Product	Operating Year				
				2023	2022	2021	2020	2019
DOM	Industrial Freehold	Red Pine	Logs	501		626	219	2,623
			Poles		145			65
			Pulpwood	98		61	4,560	1,066
			Tree Length				45	
			Total	599	145	687	4,824	3,754
		Spruce, Fir, Jack Pine	Full Tree Chips	33,871	98,251	88,576		26,417
			Logs	415,904	451,015	347,557	388,898	411,420
			Pulpwood	361,991	333,784	187,231	330,909	280,056
			Roundwood Biomass		182		29,752	
			Studwood	678,780	733,357	731,553	692,615	697,791
		Total	1,490,546	1,616,589	1,354,917	1,442,174	1,415,684	
		White Pine	Logs	7,938	15,543	8,579	627	9,111
			Total	7,938	15,543	8,579	627	9,111
		Total		1,992,641	2,108,207	1,925,564	2,100,675	2,023,807
		Marketing Board	Ash	Logs			634	219
	Total					634	219	620
	Birch (Yellow and White)		Full Tree Chips			23,109		
			Logs			344		53
			Pulpwood		7,170	9,645	22,550	24,577
			Total		7,170	33,098	22,550	24,630
Cedar	Lathwood				6,280			
	Logs		4,057	2,100	8,711	7,188	3,857	
	Pulpwood					187	8	
	Shinglewood		1,600	1,508	1,436	545	369	
	Studwood		6,368	7,692	6,641	7,288	10,928	
	Tree Length		297	944	2,842	4,576	2,314	
Total	12,322		12,244	25,910	19,784	17,476		
Hemlock	Logs		4,213	3,779	4,040	7,078	5,554	
	Total		4,213	3,779	4,040	7,078	5,554	
Mixed Hardwood	Fuelwood	550,000	550,000	550,000	550,000	550,007		
	Full Tree Chips	3,903	87,675	15,411	69,980	58,483		

Table 2. Total Roundwood (m3) by Overall Source Domestic & Export

Destination	Overall Source	Species	Product	Operating Year				
				2023	2022	2021	2020	2019
DOM	Marketing Board	Mixed Hardwood	Logs	12,140	7,696	13,367	9,243	11,211
			Pulpwood	132,905	116,261	141,676	130,434	120,320
			Roundwood Biomass			8,888		
			Studwood	8				
			Tree Length	2,797	5,049	2,539	2,817	11,339
			Total	701,753	766,681	731,881	762,474	751,360
		Mixed Softwood	Logs		424	41,221	286	
			Pulpwood	4,109	79,652	92,272	85,090	62,444
			Roundwood Biomass	16,827	7,745	18,583	6,247	
			Studwood		16		296	
			Total	20,936	87,837	152,076	91,919	62,444
		Mixed Species	Pulpwood		678			
			Roundwood Biomass		82	1,489		999
			Total		760	1,489		999
		Other Hardwood	Full Tree Chips	1,892				
			Total	1,892				
		Other Softwood	Logs			22		1
			Roundwood Biomass					16,155
			Total			22		16,156
		Poplar	Lathwood	5,069				
			Logs	3,247	3,006	3,561	2,360	4,782
			Pulpwood	179,215	164,327	213,143	220,319	195,225
			Studwood	398				
			Tree Length			1,272		529
			Total	187,929	167,333	217,976	222,679	200,536
		Red Pine	Logs	742	1,515	3,932	2,666	743
			Poles	20	136	365	640	130
			Pulpwood	446	1,062	3,685	2,397	1,522
			Studwood			140		9
Tree Length					23			
Total	1,208		2,713	8,122	5,726	2,404		

Table 2. Total Roundwood (m3) by Overall Source Domestic & Export

Destination	Overall Source	Species	Product	Operating Year					
				2023	2022	2021	2020	2019	
DOM	Marketing Board	Spruce	Pulpwood					264	
			Total					264	
		Spruce, Fir, Jack Pine	Full Tree Chips	2,559	160	3,026	12,828	25,893	
			Logs	263,401	233,815	275,561	330,073	417,628	
			Pulpwood	329,084	180,992	204,839	210,144	214,109	
			Studwood	513,531	485,213	622,212	672,778	540,963	
			Tree Length	105	321	3,371	877	8,812	
			Total	1,108,680	900,501	1,109,009	1,226,700	1,207,405	
		Tamarack (larch)	Fuelwood					28	
			Logs	514	1,406	1,616	1,220	335	
			Pulpwood	33	844	542	94	408	
			Tree Length	129	64	86	4	20	
			Total	676	2,314	2,244	1,318	791	
		White Birch	Logs	58	528				
			Pulpwood		397				
			Total	58	925				
		White Pine	Logs	19,765	30,105	27,307	39,412	29,468	
Total	19,765		30,105	27,307	39,412	29,468			
Total			2,059,432	1,982,362	2,313,808	2,399,859	2,320,107		
Total				9,456,612	9,174,134	9,459,004	9,481,399	9,757,460	
EXP	Industrial Freehold	Mixed Hardwood	Pulpwood	36,652	55,478	13	21,885	27,308	
			Total	36,652	55,478	13	21,885	27,308	
		Poplar	Logs	5,466					
			Pulpwood		27,026	429	3,203		
			Total	5,466	27,026	429	3,203		
		Total			42,118	82,504	442	25,088	27,308
		Cedar	Logs			4,483			
Shinglewood	508		996	5,875		3,955			
Studwood	819			798	3,732	1,883			
Tree Length	80								
Total			1,407	996	11,156	3,732	5,838		

Table 2. Total Roundwood (m3) by Overall Source Domestic & Export

Destination	Overall Source	Species	Product	Operating Year				
				2023	2022	2021	2020	2019
EXP	Industrial Freehold	Mixed Hardwood	Forest Biomass	18,296	15,870	40,257		23,080
			Full Tree Chips	13,059		7,580		
			Logs	23,799	71,300	14,648	18,595	17,837
			Pulpwood	115,808	150,786	102,889	189,747	202,869
			Roundwood Biomass		8,156			
			Studwood			37,515	39,390	
			Tree Length	40,915	56,052	31,725	5,080	4,502
			Veneer	8,255	15,106	24,313	8,527	7,205
			Total	220,132	317,270	258,927	261,339	255,493
		Mixed Softwood	Logs					14,651
			Pulpwood	2,179				
			Total	2,179				14,651
		Poplar	Logs		5,336	6,476	1,905	3,100
			Pulpwood	109,083	153,230	132,998	63,832	85,890
			Tree Length		388	32	33	
			Total	109,083	158,954	139,506	65,770	88,990
		Red Pine	Logs	154	6,648	4,012	120	224
			Total	154	6,648	4,012	120	224
		Spruce, Fir, Jack Pine	Logs	12,915	34,698	17,172	14,724	3,700
			Pulpwood		164		3,926	1,109
			Studwood	18,394	165,752	145,570	138,372	42,088
			Tree Length				3,150	5,243
		Total	31,309	200,614	162,742	160,172	52,140	
		Tamarack (Larch)	Pulpwood			155		
			Total			155		
		White Pine	Logs	1,018	7,820	4,028	601	1,714
			Total	1,018	7,820	4,028	601	1,714
		Total		365,282	692,302	580,526	491,734	419,050
	Marketing Board	Birch (Yellow and White)	Logs	29				
			Total	29				
		Cedar	Logs	1,599	2,263	2,009	3,011	4,844

Table 2. Total Roundwood (m3) by Overall Source Domestic & Export

Destination	Overall Source	Species	Product	Operating Year				
				2023	2022	2021	2020	2019
EXP	Marketing Board	Cedar	Shinglewood		8			65
			Tree Length	660	1,814	1,052	1,077	3,570
			Total	2,259	4,085	3,061	4,088	8,479
		Hemlock	Logs				78	
			Pulpwood	23				
			Studwood		38			249
			Total	23	38		78	249
		Mixed Hardwood	Logs	16,073	8,184	22,724	4,315	7,207
			Pulpwood	126,597	130,417	118,381	57,781	79,228
			Tree Length	145	108	46		104
			Veneer	45	161	309	213	258
			Total	142,860	138,870	141,460	62,309	86,797
		Mixed Softwood	Logs		4,338			
			Pulpwood		1,677			
			Studwood		1,706			
			Tree Length		953			
			Total		8,674			
		Mixed Species	Forest Biomass	13	1,696			
			Pulpwood	485	7,214			
			Total	498	8,910			
		Other Hardwood	Pulpwood		739	212		
			Total		739	212		
		Poplar	Logs	2,742	5,630	13,173	2,792	8,262
			Pulpwood	54,599	37,227	41,344	49,337	48,491
			Tree Length	9,575	11,807	16,914	5,886	9,545
			Total	66,916	54,664	71,431	58,015	66,298
		Red Pine	Logs				693	59
			Pulpwood			966		162
			Studwood				278	441
			Total			966	971	662
		Spruce	Pulpwood					69

Table 2. Total Roundwood (m3) by Overall Source Domestic & Export

Destination	Overall Source	Species	Product	Operating Year						
				2023	2022	2021	2020	2019		
EXP	Marketing Board	Spruce	Total					69		
		Spruce, Fir, Jack Pine	Logs	31,911	49,736	40,138	6,825	10,089		
			Pulpwood	7,604	7,411	11,867	17,390	32,469		
			Studwood	7,397	38,507	127,569	58,576	56,733		
			Tree Length	10,756	16,511	14,236	15,227	10,094		
			Total	57,668	112,165	193,810	98,018	109,385		
		Sugar Maple	Veneer			18				
			Total			18				
		Tamarack (Larch)	Logs				165	61		
			Pulpwood					100		
			Total				165	161		
		White Birch	Logs	505	130	99				
			Pulpwood	299						
			Total	804	130	99				
		White Pine	Logs				65			
			Total				65			
		Total				271,057	328,275	411,057	223,709	272,100
		Total				678,457	1,103,081	992,025	740,531	718,458

Figure 3. Total Roundwood to New Brunswick Mills 2023-24

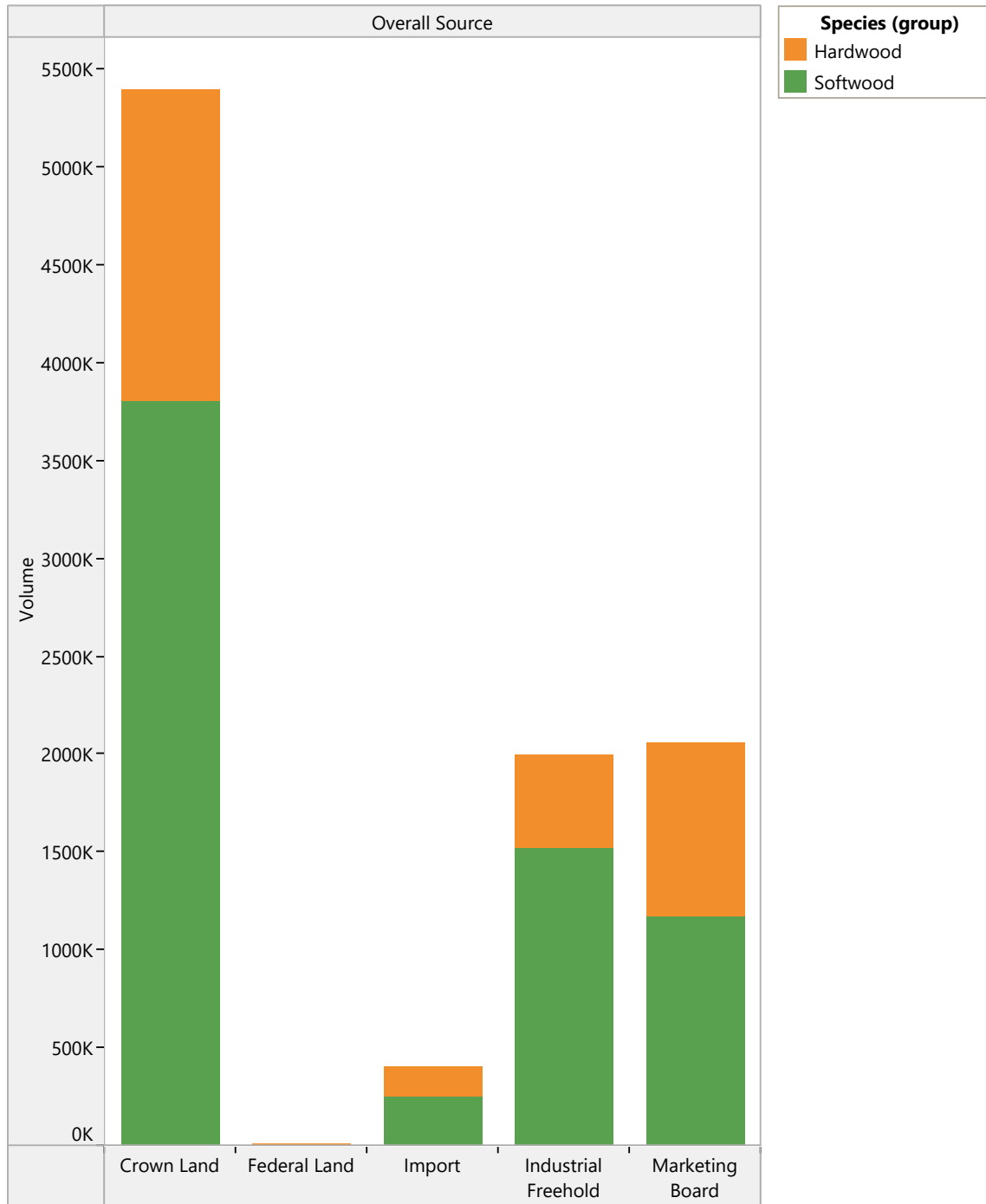


Figure 4. Total Crown Roundwood to New Brunswick Mills 2023-24

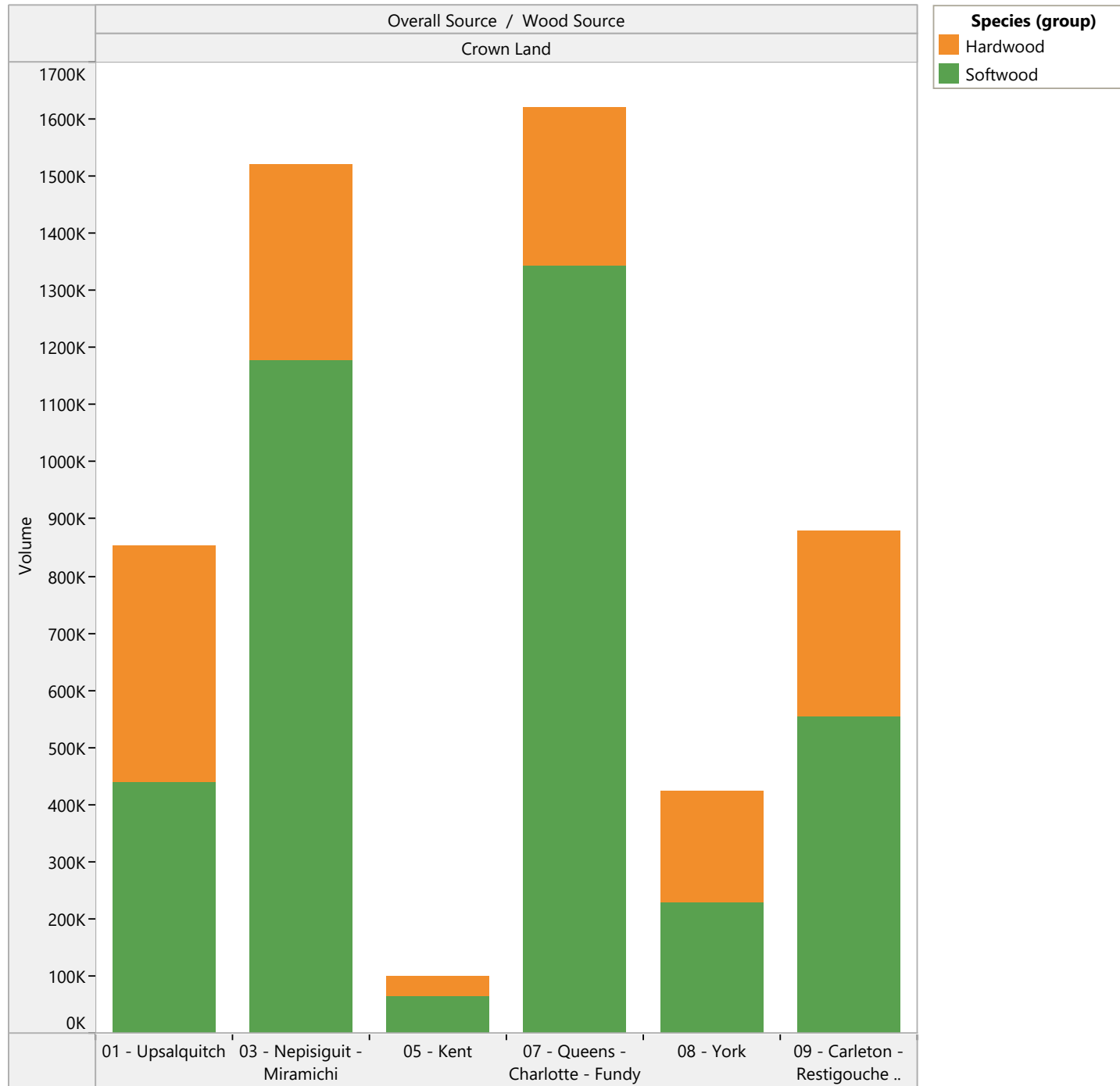


Table 3. Total Crown Roundwood to New Brunswick Mills 2023-24

Species	Product	Overall Source / Wood Source							Grand Total
		Crown Land						Total	
		01 - Upsalquitch	03 - Nepisiguit - Miramichi	05 - Kent	07 - Queens - Charlotte - Fundy	08 - York	09 - Carleton - Restigouche - Tobique		
Cedar	Shinglewood	5,903	2,228		361	1,574	2,719	12,785	12,785
	Studwood	7,749	10,427	501	1,128	2,023	1,822	23,650	23,650
	Total	13,652	12,655	501	1,489	3,597	4,541	36,435	36,435
Hemlock	Logs				193	1,046		1,239	1,239
	Total				193	1,046		1,239	1,239
Mixed Hardwood	Fuelwood		1,260					1,260	1,260
	Full Tree Chips		1,111		34,423	29,166	43,103	107,803	107,803
	Logs	28,418	11,120		988	3,189	45,184	88,899	88,899
	Pulpwood	198,299	193,721	8,917	171,770	99,943	173,369	846,019	846,019
	Total	226,717	207,212	8,917	207,181	132,298	261,656	1,043,981	1,043,981
Mixed Softwood	Logs						3,500	3,500	3,500
	Poles				1,348			1,348	1,348
	Pulpwood	1,254	92,796	13,992	382			108,424	108,424
	Roundwood Biomass	150				864	1,369	2,383	2,383
	Total	1,404	92,796	13,992	1,730	864	4,869	115,655	115,655
Mixed Species	Roundwood Biomass	71						71	71
	Total	71						71	71
Other Hardwood	Full Tree Chips		277		7,816			8,093	8,093
	Pulpwood	21						21	21
	Total	21	277		7,816			8,114	8,114
Poplar	Lathwood	9,076					5,089	14,165	14,165
	Logs	25,064	5,405					30,469	30,469
	Pulpwood	152,814	127,361	26,922	59,851	62,990	57,736	487,674	487,674
	Studwood		977					977	977
	Total	186,954	133,743	26,922	59,851	62,990	62,825	533,285	533,285
Red Pine	Logs				4,210	944		5,154	5,154
	Pulpwood		14		10,321	7,841		18,176	18,176
	Total		14		14,531	8,785		23,330	23,330
Spruce, Fir, Jack Pine	Full Tree Chips		46		55,035	631		55,712	55,712
	Logs	82,490	157,993	4,318	266,289	93,660	235,028	839,778	839,778
	Pulpwood	12,907	3,428		363,282	19,197	26,959	425,773	425,773
	Studwood	324,174	882,389	45,009	567,543	100,851	280,851	2,200,817	2,200,817
	Total	419,571	1,043,856	49,327	1,252,149	214,339	542,838	3,522,080	3,522,080
White Pine	Logs	4,476	29,223	593	74,162	579	909	109,942	109,942
	Total	4,476	29,223	593	74,162	579	909	109,942	109,942
Grand Total		852,866	1,519,776	100,252	1,619,102	424,498	877,638	5,394,132	5,394,132

Figure 5. Total Marketing Board Roundwood to New Brunswick Mills 2023-24

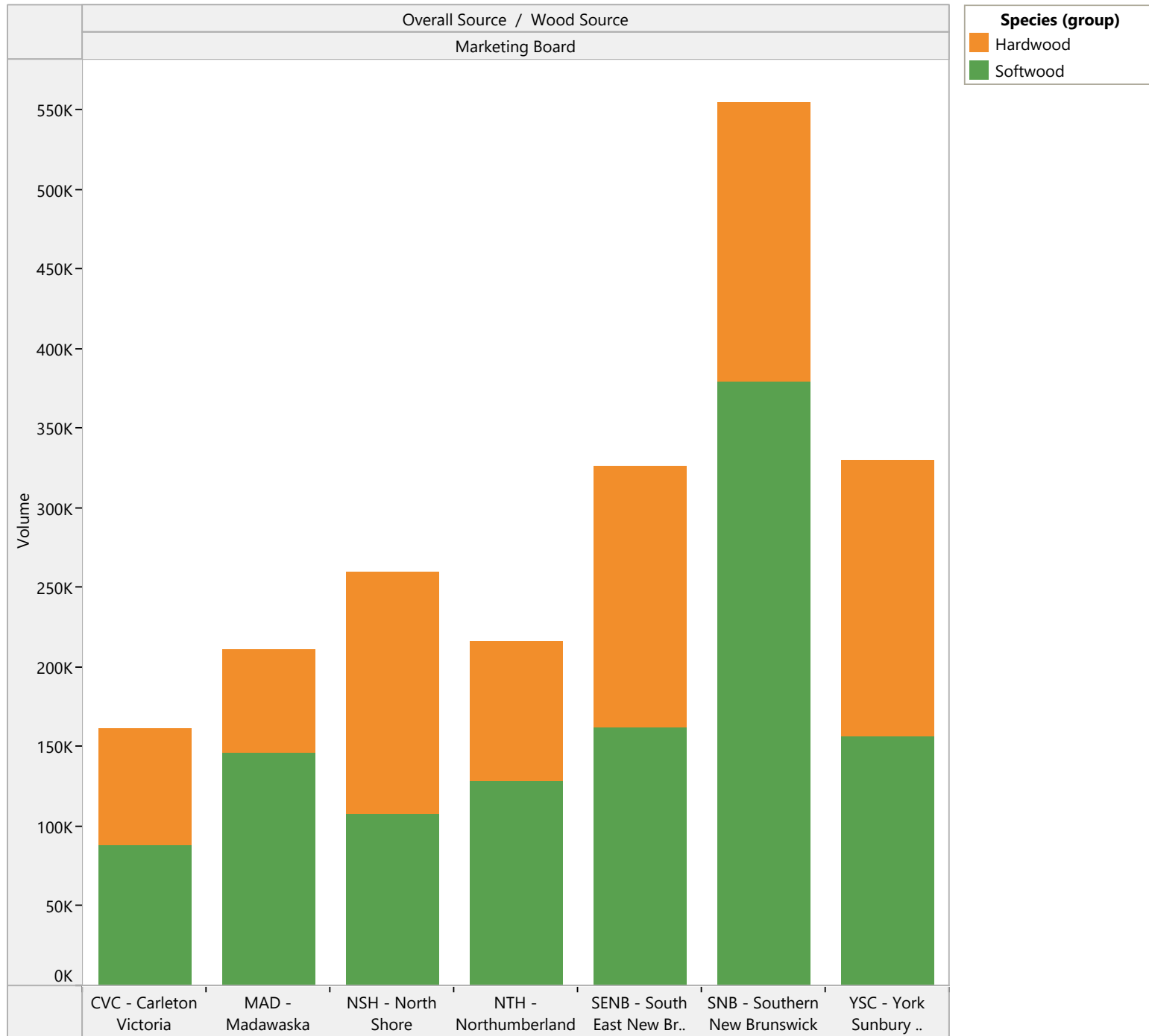


Table 4. Total Marketing Board Roundwood to New Brunswick Mills 2023-24

		Overall Source / Wood Source							
		Marketing Board							
Species	Product	CVC - Carleton Victoria	MAD - Madawaska	NSH - North Shore	NTH - Northumberland	SENB - South East New Brunswick	SNB - Southern New Brunswick	YSC - York Sunbury Charlotte	Total
Cedar	Logs	687	640		332		888	1,510	4,057
	Shinglewood	153	1,447						1,600
	Studwood	7	3,899	1,039	813	29		581	6,368
	Tree Length							297	297
	Total	847	5,986	1,039	1,145	29	888	2,388	12,322
Hemlock	Logs	149			227	254	2,055	1,528	4,213
	Total	149			227	254	2,055	1,528	4,213
Mixed Hardwood	Fuelwood	49,940	31,130	89,265	43,175	92,180	138,600	105,710	550,000
	Full Tree Chips					1,281	2,236	386	3,903
	Logs	6,462	2,634	1,535	262	327	336	584	12,140
	Pulpwood	6,698	25,048	17,935	16,181	15,963	19,629	31,451	132,905
	Studwood					8			8
	Tree Length	2,797							2,797
	Total	65,897	58,812	108,735	59,618	109,759	160,801	138,131	701,753
Mixed Softwood	Pulpwood			4,109					4,109
	Roundwood Biomass	708	9,365	6,717				37	16,827
	Total	708	9,365	10,826				37	20,936
Other Hardwood	Full Tree Chips	28			6	37	1,801	20	1,892
	Total	28			6	37	1,801	20	1,892
Poplar	Lathwood		5,069						5,069
	Logs		15	3,232					3,247
	Pulpwood	8,040	1,358	39,045	28,533	54,387	12,014	35,838	179,215
	Studwood			398					398
	Total	8,040	6,442	42,675	28,533	54,387	12,014	35,838	187,929
Red Pine	Logs	517					34	191	742
	Poles						20		20
	Pulpwood	159		66			215	6	446
	Total	676		66			269	197	1,208

Table 4. Total Marketing Board Roundwood to New Brunswick Mills 2023-24

Species	Product	Overall Source / Wood Source							
		Marketing Board							
		CVC - Carleton Victoria	MAD - Madawaska	NSH - North Shore	NTH - Northumberland	SENB - South East New Brunswick	SNB - Southern New Brunswick	YSC - York Sunbury Charlotte	Total
Spruce, Fir, Jack Pine	Full Tree Chips				19		1,088	1,452	2,559
	Logs	49,442	37,955	7,091	21,596	25,990	71,758	49,569	263,401
	Pulpwood	22,194	44,179	21,299	32,657	73,683	103,639	31,433	329,084
	Studwood	13,771	47,798	66,208	70,032	58,374	191,463	65,885	513,531
	Tree Length							105	105
	Total	85,407	129,932	94,598	124,304	158,047	367,948	148,444	1,108,680
Tamarack (Larch)	Logs		435				79		514
	Pulpwood	33							33
	Tree Length	129							129
	Total	162	435				79		676
White Birch	Logs					58			58
	Total					58			58
White Pine	Logs			1,425	2,507	3,780	8,397	3,656	19,765
	Total			1,425	2,507	3,780	8,397	3,656	19,765
Grand Total		161,914	210,972	259,364	216,340	326,351	554,252	330,239	2,059,432

Table 5. Total Roundwood Deliveries to Licensee/Sub-Licensee Mills by Source

Mill	Overall Source	Wood_Source	Species	Product	Operating Year					
					2023	2022	2021	2020	2019	
Arauco Canada Ltd.	Crown Land	07 - Queens - Charlotte - Fundy	Mixed Hardwood	Full Tree Chips		36,173	42,178	34,264	43,039	
				Pulpwood	21,776	14,991	46,317	22,378	18,207	
		08 - York	Mixed Hardwood	Full Tree Chips	21,487	16,045	14,551	15,421	12,787	
				Pulpwood	2,719		932	2,321	1,494	
		09 - Carleton - Restigouche - Tobique	Mixed Hardwood	Full Tree Chips	43,103			100		
				Pulpwood	5,141	4,172	13,648	9,961	11,311	
	Total			94,226	71,381	117,626	84,445	86,838		
	Federal Land	Acadia Research Forest	Mixed Hardwood	Pulpwood			552	615		
		Total					552	615		
	Import	Maine	Mixed Hardwood	Full Tree Chips					29,888	
				Pulpwood	34,228	18,629	34,536	16,131	609	
		Total			34,228	18,629	34,536	16,131	30,497	
	Marketing Board	MAD - Madawaska	Mixed Hardwood	Full Tree Chips			476			
		SNB - Southern New Bruns..	Mixed Hardwood	Pulpwood	7,208	1,048				
		YSC - York Sunbury Charlotte	Mixed Hardwood	Pulpwood	38	240	705	1,755	263	
		Total			7,246	1,288	1,181	1,755	263	
	Total			135,700	91,298	153,895	102,946	117,598		
	Arbec Forest Products	Crown Land	03 - Nepisiguit - Miramichi	Mixed Hardwood	Pulpwood	114,570	125,026	127,133	116,033	130,348
				Mixed Softwood	Pulpwood	90,750	80,730	73,932	69,069	102,967
				Poplar	Pulpwood	112,072	109,910	94,101	94,208	74,864
05 - Kent			Mixed Hardwood	Pulpwood	8,917	14,455	14,438	26,622	13,055	
			Mixed Softwood	Pulpwood	13,992	6,519	11,628		13,361	
			Poplar	Pulpwood	26,922	21,549	14,229	14,035	14,186	
07 - Queens - Charlotte - Fundy			Mixed Hardwood	Pulpwood	3,655	1,019	495	288		
				Studwood				262		
			Mixed Softwood	Pulpwood	382	343	366		418	
			Poplar	Pulpwood	9,216	8,502	15,557		11,273	
			Studwood					7,794		
Total					380,476	368,053	351,879	328,311	360,472	
Federal Land			First Nation Reserves	Mixed Hardwood	Pulpwood			379	63	
				Mixed Softwood	Pulpwood			714		562
		Poplar		Pulpwood			2,215		1,036	

Table 5. Total Roundwood Deliveries to Licensee/Sub-Licensee Mills by Source

Mill	Overall Source	Wood_Source	Species	Product	Operating Year					
					2023	2022	2021	2020	2019	
Arbec Forest Products	Federal Land	Total					3,308	63	1,598	
	Import	Nova Scotia	Mixed Hardwood	Pulpwood	77	15	6		57	
			Mixed Softwood	Pulpwood				30		
			Poplar	Pulpwood	4,858	3,404	5,874	11,487	5,331	
		Prince Edward Island	Poplar	Pulpwood	11,695	11,725	11,511	14,010	18,597	
		Québec	Poplar	Pulpwood					239	
		Total				16,630	15,144	17,391	25,527	24,224
	Industrial Freehold	Fornebu Lumber	Mixed Hardwood	Pulpwood				111		
			Mixed Softwood	Pulpwood				51		
			Poplar	Pulpwood				194		
		J.D. Irving	Mixed Hardwood	Pulpwood	31				365	326
			Mixed Softwood	Pulpwood					163	13
			Poplar	Pulpwood	821	1,014	1,417	1,351	863	
		Total				852	1,014	1,417	2,235	1,202
	Marketing Board	NSH - North Shore	Mixed Hardwood	Pulpwood	4,735	6,667	14,125	9,328	9,259	
			Mixed Softwood	Pulpwood		18,428	21,777	15,734	18,672	
			Poplar	Pulpwood	27,537	29,842	28,539	35,426		
			Spruce, Fir, Jack Pine	Pulpwood	14,994					
		NTH - Northumberland	Mixed Hardwood	Pulpwood	13,791	15,136		16,374	13,991	
			Mixed Softwood	Pulpwood		25,641	22,044	22,513		
			Poplar	Pulpwood	23,248	33,663	36,845	28,308	33,713	
			Spruce, Fir, Jack Pine	Pulpwood	24,906					
		SENB - South East New Brunswick	Mixed Hardwood	Pulpwood	15,542	10,806	13,110	9,418	13,601	
			Mixed Softwood	Pulpwood		28,563	31,922	31,074	39,626	
			Poplar	Pulpwood	54,247	44,101	63,015	62,189	67,600	
			Spruce, Fir, Jack Pine	Pulpwood	37,660					
		SNB - Southern New Brunswick	Mixed Hardwood	Pulpwood	100	26	933		920	
			Mixed Softwood	Pulpwood		2,455	2,624	3,284	3,242	
			Poplar	Pulpwood	2,910	8,571	7,384	7,612	5,315	
			Spruce, Fir, Jack Pine	Pulpwood	1,942					
		YSC - York Sunbury Charlotte	Mixed Hardwood	Pulpwood	250	9	19	110	812	
			Mixed Softwood	Pulpwood		548	846	231	904	

Table 5. Total Roundwood Deliveries to Licensee/Sub-Licensee Mills by Source

Mill	Overall Source	Wood_Source	Species	Product	Operating Year					
					2023	2022	2021	2020	2019	
Arbec Forest Products	Marketing Board	YSC - York Sunbury Charlotte	Poplar	Pulpwood		1,098	760	428	649	
			Spruce, Fir, Jack Pine	Pulpwood	66					
		Total			221,928	225,554	243,943	242,029	208,304	
	Total			619,886	609,765	617,938	598,165	595,800		
AV Cell Inc.	Crown Land	01 - Upsalquitch	Birch (Yellow and White)	Pulpwood		13,854		4,108		
			Mixed Hardwood	Pulpwood	102,985	91,362	103,623	108,938	100,044	
			Mixed Softwood	Pulpwood		8,136	81	1,194		
			Poplar	Pulpwood			80	16,134		
			Spruce, Fir, Jack Pine	Pulpwood	11,047				3,581	
		03 - Nepisiguit - Miramichi	Birch (Yellow and White)	Pulpwood					1,342	
			Mixed Hardwood	Pulpwood	50,102	47,309	62,875	55,808	55,179	
			Mixed Softwood	Pulpwood		8,329		358		
			Poplar	Pulpwood				1,445		
			Spruce, Fir, Jack Pine	Pulpwood	523				50	
		09 - Carleton - Restigouche - Tobique	Mixed Hardwood	Pulpwood	28,195	27,545	35,102	33,103	29,540	
			Mixed Softwood	Pulpwood		1,349				
			Poplar	Pulpwood				82		
			Spruce, Fir, Jack Pine	Pulpwood	3,942					
		Total			196,794	197,884	201,761	222,512	188,394	
	Import	Québec	Mixed Softwood	Pulpwood		2,711				
			Spruce, Fir, Jack Pine	Pulpwood	1,130					
		Total			1,130	2,711				
	Industrial Freehold	Acadian Timber	Mixed Hardwood	Pulpwood				1,682	9,849	
		J.D. Irving	Mixed Hardwood	Pulpwood	2,710	3,601	1,992	15,281	7,496	
		Total			2,710	3,601	1,992	16,963	17,345	
	Marketing Board	NSH - North Shore	Mixed Hardwood	Pulpwood	1,156	564	12,859	1,305	1,238	
			Mixed Softwood	Pulpwood		106				
Spruce, Fir, Jack Pine			Pulpwood	134						
Total				1,290	670	12,859	1,305	1,238		
Total			201,924	204,866	216,612	240,780	206,977			
AV Nackawic Inc.	Crown Land	01 - Upsalquitch	Birch (Yellow and White)	Pulpwood			40	40		
			Mixed Hardwood	Pulpwood	6,041	7,108	4,501	13,833	30,234	

Table 5. Total Roundwood Deliveries to Licensee/Sub-Licensee Mills by Source

Mill	Overall Source	Wood_Source	Species	Product	Operating Year					
					2023	2022	2021	2020	2019	
AV Nackawic Inc.	Crown Land	01 - Upsalquitch	Mixed Softwood	Pulpwood				42		
			Poplar	Pulpwood	125,379	59,794	82,370	41,888	86,265	
			Spruce, Fir, Jack Pine	Pulpwood			358			
		03 - Nepisiguit - Miramichi	Birch (Yellow and White)	Pulpwood						2,466
			Mixed Hardwood	Pulpwood	3,990	5,159	4,821	1,770	8,640	
			Poplar	Pulpwood	4,450	1,415	64	4,243	13,991	
		07 - Queens - Charlotte - Fundy	Birch (Yellow and White)	Pulpwood			121	1,012	468	
			Mixed Hardwood	Pulpwood	84,363	6,698	3,679	2,035	1,285	
			Poplar	Pulpwood	48,179	27,110	24,824	29,232	16,116	
		08 - York	Birch (Yellow and White)	Pulpwood		39,174	33,466	39,730	34,367	
				Tree Length					1,177	
			Cedar	Shinglewood				495	590	
				Studwood				753	637	
				Tree Length				8		
			Hemlock	Logs				240	263	
			Mixed Hardwood	Logs				894	2,662	
				Pulpwood	84,423	65,096	80,352	82,033	97,523	
				Tree Length					2,348	
			Mixed Softwood	Logs				719		
				Pulpwood				4,021		
				Roundwood Biomass	864	1,243	86	4,859		
				Studwood				5,140		
			Other Softwood	Roundwood Biomass					8,743	
			Poplar	Pulpwood	62,990	52,940	49,564	49,688	40,059	
		Tree Length						69		
		Red Pine	Studwood					125		
		Spruce, Fir, Jack Pine	Logs					3,995		
			Pulpwood	4,619	182	12,098				
			Studwood					1,916		
			Tree Length					56		
		White Pine	Logs				334	111		
09 - Carleton - Restigouche -	Birch (Yellow and White)	Pulpwood		8,270	8,270	17,872	4,951			

Table 5. Total Roundwood Deliveries to Licensee/Sub-Licensee Mills by Source

Mill	Overall Source	Wood_Source	Species	Product	Operating Year						
					2023	2022	2021	2020	2019		
AV Nackawic Inc.	Crown Land	09 - Carleton - Restigouche - Tobique	Birch (Yellow and White)	Tree Length					2,779		
			Cedar	Shinglewood				85	8		
				Studwood				10			
			Hemlock	Logs					32		
				Logs					257	204	
			Mixed Hardwood	Pulpwood	52,692	74,943	89,463	100,134		83,433	
				Tree Length						8,500	
			Mixed Softwood	Logs						100	
				Studwood						121	
			Other Softwood	Roundwood Biomass						122	
			Poplar	Pulpwood	53,188	44,739	47,807	39,840		57,453	
				Tree Length						62	
			Spruce, Fir, Jack Pine	Logs						21	
	Pulpwood				419						
	Studwood							4			
	Total					531,178	393,871	442,303	441,460	511,643	
	Federal Land	Acadia Research Forest		Birch (Yellow and White)	Pulpwood				25	428	
				Mixed Hardwood	Pulpwood	331				440	
				Other Hardwood	Pulpwood	9					
				Poplar	Pulpwood	470		161		343	
				Sugar Maple	Pulpwood	8					
		CFB Gagetown		Birch (Yellow and White)	Pulpwood				373	1,411	
				Mixed Hardwood	Logs					138	
					Pulpwood				1,885	5,398	
				Other Softwood	Roundwood Biomass					1,081	
		Poplar	Pulpwood				1,128	5,381			
		First Nation Reserves	Poplar	Pulpwood					27		
		Total					818		186	3,386	14,647
		Import	Maine	Mixed Hardwood	Pulpwood				721	201	
	Total							721	201		
	Industrial Freehold	Acadian Timber	Mixed Hardwood	Pulpwood			644	4,294	17,571		
		AV Nackawic	Birch (Yellow and White)	Pulpwood		4,007	4,007	14,218	12,135		

Table 5. Total Roundwood Deliveries to Licensee/Sub-Licensee Mills by Source

Mill	Overall Source	Wood_Source	Species	Product	Operating Year				
					2023	2022	2021	2020	2019
AV Nackawic Inc.	Industrial Freehold	AV Nackawic	Birch (Yellow and White)	Shinglewood				515	
				Studwood				1,174	
				Tree Length				179	
			Cedar	Shinglewood					628
				Studwood					854
			Hemlock	Logs				55	181
			Mixed Hardwood	Logs				801	364
				Pulpwood	17,587	18,443	16,324	53,912	26,520
			Mixed Softwood	Logs				1,519	
				Pulpwood				1,834	
				Roundwood Biomass	204		182	2,578	
				Studwood				4,028	
			Other Hardwood	Pulpwood	8,187				
			Other Softwood	Roundwood Biomass					6,372
			Poplar	Pulpwood	17,922	21,139	21,139	21,474	23,757
		Spruce, Fir, Jack Pine	Logs					319	
			Pulpwood	1,270	799	799			
			Roundwood Biomass		182				
			Studwood					559	
		White Pine	Logs				19	100	
		H.J. Crabbe & Sons	Birch (Yellow and White)	Pulpwood				10	
			Mixed Hardwood	Pulpwood	11,869	7,789	6,346	338	6,817
			Other Softwood	Roundwood Biomass					64
			Poplar	Pulpwood	281	2,338	2,338		2,938
			Spruce, Fir, Jack Pine	Pulpwood		628	628		
		J.D. Irving	Mixed Hardwood	Pulpwood	114,496	67,180	61,097	54,734	42,537
			Mixed Softwood	Pulpwood				7,188	
Roundwood Biomass						213			
Poplar	Pulpwood		68,105	43,743	41,580	52,720	31,114		
Spruce, Fir, Jack Pine	Pulpwood			2,101	2,101				
	Total		239,921	168,349	157,185	221,793	172,840		
Marketing	CVC - Carleton Victoria	Birch (Yellow and White)	Pulpwood		499	787	865	3,038	

Table 5. Total Roundwood Deliveries to Licensee/Sub-Licensee Mills by Source

Mill	Overall Source	Wood_Source	Species	Product	Operating Year				
					2023	2022	2021	2020	2019
AV Nackawic Inc.	Marketing Board	CVC - Carleton Victoria	Cedar	Shinglewood					49
				Studwood					340
			Hemlock	Logs					10
				Logs					35
			Mixed Hardwood	Pulpwood	6,575	20,384	5,007	11,348	5,862
				Tree Length					381
			Mixed Softwood	Pulpwood				64	
			Other Softwood	Roundwood Biomass					2,437
			Poplar	Pulpwood	8,003	3,254	1,498	5,020	5,814
				Tree Length					28
		Spruce, Fir, Jack Pine	Logs					19	
			Pulpwood	8	72	170			
		MAD - Madawaska	Birch (Yellow and White)	Pulpwood				108	
			Mixed Hardwood	Pulpwood				13	
			Poplar	Pulpwood				22	826
		NSH - North Shore	Poplar	Pulpwood		982			
		NTH - Northumberland	Birch (Yellow and White)	Pulpwood		579	419	3,762	3,326
			Mixed Hardwood	Pulpwood	1,934	2,490	4,185	7,785	7,623
			Mixed Softwood	Pulpwood				656	
				Roundwood Biomass				192	
			Other Softwood	Roundwood Biomass					950
			Poplar	Pulpwood	5,285	1,235	1,626	8,043	12,704
		SENB - South East New Brunswick	Spruce, Fir, Jack Pine	Pulpwood			192		
			Birch (Yellow and White)	Pulpwood			41		501
			Mixed Hardwood	Pulpwood			215	240	1,251
		SNB - Southern New Brunswick	Poplar	Pulpwood	140	78	703	4,133	7,158
			Birch (Yellow and White)	Pulpwood		143	834	2,117	650
			Cedar	Shinglewood					12
				Studwood					9
			Mixed Hardwood	Logs					391
				Pulpwood	6,219	862	8,566	10,214	2,269
		Mixed Softwood	Pulpwood			445			

Table 5. Total Roundwood Deliveries to Licensee/Sub-Licensee Mills by Source

Mill	Overall Source	Wood_Source	Species	Product	Operating Year						
					2023	2022	2021	2020	2019		
AV Nackawic Inc.	Marketing Board	SNB - Southern New Brunswick	Mixed Softwood	Roundwood Biomass				13			
			Poplar	Pulpwood	9,066	4,685	16,166	17,221	15,721		
			Spruce, Fir, Jack Pine	Pulpwood			709				
			White Pine	Logs				37			
		YSC - York Sunbury Charlotte	Birch (Yellow and White)	Logs						53	
				Pulpwood		2,438	6,721	12,549	12,274		
			Cedar	Shinglewood				245	15		
				Studwood				391	237		
				Tree Length				238			
			Hemlock	Logs					26		
			Mixed Hardwood	Logs					194	96	
				Pulpwood	28,448	34,758	34,758	37,564	34,175		
				Tree Length					6,048		
			Mixed Softwood	Logs					286		
				Pulpwood			590	11,534			
				Roundwood Biomass	37			6,042			
				Studwood				296			
			Other Softwood	Roundwood Biomass					12,768		
			Poplar	Pulpwood	35,765	26,402	37,371	39,215	30,360		
				Tree Length					94		
		Spruce, Fir, Jack Pine	Logs					50			
			Pulpwood	35	100	11,134					
			Studwood					107			
		White Pine	Logs				11	28			
		Total					101,515	98,961	132,137	180,830	167,323
		Total					873,432	661,181	731,811	848,190	866,654
		Canusa Cedar Inc.	Crown Land	01 - Upsalquitch	Cedar	Shinglewood	1,090	161	2,158	1,296	8,788
03 - Nepisiguit - Miramichi	Cedar			Shinglewood	1,247	1,250	1,318	2,354	4,196		
07 - Queens - Charlotte - Fu..	Cedar			Shinglewood				122			
08 - York	Cedar			Shinglewood	1,009	752	1,040	2,021	1,734		
09 - Carleton - Restigouche - Tobique	Cedar			Shinglewood	1,193	1,695	2,744	2,622	3,104		
				Studwood	106						

Table 5. Total Roundwood Deliveries to Licensee/Sub-Licensee Mills by Source

Mill	Overall Source	Wood_Source	Species	Product	Operating Year				
					2023	2022	2021	2020	2019
Canusa Cedar Inc.	Crown Land	Total			4,645	3,858	7,260	8,415	17,822
	Import	Maine	Cedar	Shinglewood		2,525	1,880	1,797	
		Québec	Cedar	Shinglewood					190
		Total					2,525	1,880	1,797
	Industrial Freehold	Acadian Timber	Cedar	Shinglewood		330	92	1,191	864
				Studwood	347				
		AV Cell	Cedar	Shinglewood				53	
		AV Nackawic	Cedar	Shinglewood	165	41	150		370
		Devon Lumber	Cedar	Shinglewood	53		55	240	688
		J.D. Irving	Cedar	Shinglewood	1,907	651	1,669	5,211	5,690
		Total				2,472	1,022	1,966	6,695
	Marketing Board	CVC - Carleton Victoria	Cedar	Shinglewood		110			
		MAD - Madawaska	Cedar	Shinglewood	169		32	95	254
				Studwood	172				
Total				341	110	32	95	254	
Total				7,458	7,515	11,138	17,002	25,878	
Clair Industrial Development Corp. Ltd.	Crown Land	01 - Upsalquitch	Cedar	Logs			1,951		
				Shinglewood	170			821	812
			Studwood	3,735	1,188		2,362	907	
			Poplar					31	
		07 - Queens - Charlotte - Fundy	Cedar	Logs				167	
				Shinglewood				362	
				Studwood				3,176	
		08 - York	Cedar	Logs				2,634	
				Shinglewood	565	183	397	1,142	391
				Studwood	1,836	708		1,375	540
		09 - Carleton - Restigouche - Tobique	Cedar	Logs				2,265	
				Shinglewood	1,526	223	7,530	1,058	3,769
			Studwood	1,716	1,156		2,423	1,891	
			Mixed Hardwood				2,449		
Poplar	Lathwood	5,089					5,244		
	Shinglewood		5,034						

Table 5. Total Roundwood Deliveries to Licensee/Sub-Licensee Mills by Source

Mill	Overall Source	Wood_Source	Species	Product	Operating Year					
					2023	2022	2021	2020	2019	
Clair Industrial Development Corp. Ltd.	Crown Land	Total			23,713	8,492	14,944	15,168	13,585	
	Import	Maine	Cedar	Logs			7,464			
				Shinglewood	9,144	4,911	40	6,857	14,584	
				Studwood	2,404	4,112		14,000	4,939	
		Québec	Cedar	Lathwood			1,594			
				Shinglewood	926	156	8,570			
			Poplar	Studwood	3,502					
				Lathwood	750					
		Total				16,726	10,173	17,668	20,857	19,523
		Industrial Freehold	Acadian Timber	Cedar	Lathwood			217		
					Logs			73		
	Shinglewood				27		13	260		
	Studwood				118	127		600		
	Poplar				Lathwood	1,605				
	AV Nackawic		Cedar	Logs			645			
				Shinglewood	158					
				Studwood	2,382	254				
	J.D. Irving		Cedar	Lathwood			3,273			
				Logs			5,580			
				Shinglewood	1,994	49	273	170	4,890	
			Poplar	Studwood	5,496	2,315		5,738	2,690	
				Lathwood	1,645				2,100	
	Total					13,425	6,353	10,074	6,768	9,680
	Marketing Board		MAD - Madawaska	Cedar	Lathwood			6,280		
		Logs					5,026			
		Shinglewood			1,278	730	915			
		Poplar		Studwood	3,727	2,963				
				Lathwood	5,069					
				Logs		1,991				
	Total				10,074	5,684	12,221			

Table 5. Total Roundwood Deliveries to Licensee/Sub-Licensee Mills by Source

Mill	Overall Source	Wood_Source	Species	Product	Operating Year					
					2023	2022	2021	2020	2019	
Development Corp. Ltd.	Total				63,938	30,702	54,907	42,793	42,788	
Delco Forest Products Ltd.	Crown Land	03 - Nepisiguit - Miramichi	Spruce, Fir, Jack Pine	Pulpwood					266	
				Studwood	63,971	116,531	107,780	112,032	77,344	
		05 - Kent	Spruce, Fir, Jack Pine	Pulpwood						2,152
				Studwood	45,009	51,771	51,790	52,536	46,288	
		07 - Queens - Charlotte - Fundy	Spruce, Fir, Jack Pine	Pulpwood						134
				Studwood		74	15,789		4,251	
	08 - York	Spruce, Fir, Jack Pine	Studwood	5,820						
	Total				114,800	168,376	175,359	164,568	130,435	
	Federal Land	First Nation Reserves	Spruce, Fir, Jack Pine	Pulpwood					33	
				Studwood				1,081	867	
	Total						1,081		900	
	Import	Prince Edward Island	Spruce, Fir, Jack Pine	Studwood					608	
					Total					608
	Industrial Freehold	J.D. Irving	Spruce, Fir, Jack Pine	Studwood					9,769	
					Total					9,769
	Marketing Board	NSH - North Shore	Spruce, Fir, Jack Pine	Studwood	10,696	11,130	22,162		4,317	
		NTH - Northumberland	Spruce, Fir, Jack Pine	Studwood	13,837	24,000	30,787	37,491	35,000	
		SENB - South East New Bru..	Spruce, Fir, Jack Pine	Studwood		66,910	69,108	122,877	115,304	
		SNB - Southern New Bruns..	Spruce, Fir, Jack Pine	Studwood	64,644	10,215	6,134	10,687	402	
		YSC - York Sunbury Charlotte	Spruce, Fir, Jack Pine	Studwood		3,190	13,362	8,477	6,510	
		Total				89,177	115,445	141,553	179,532	161,533
	Total				203,977	283,821	327,762	344,708	292,868	
	Devon Lumber Co. Ltd.	Crown Land	07 - Queens - Charlotte - Fundy	Cedar	Tree Length				32	515
Spruce, Fir, Jack Pine				Pulpwood				2,185	4,184	5,898
				Studwood	11,222	212	4,952	21,054	24,640	
08 - York			Cedar	Tree Length				79	132	1,219
				Spruce, Fir, Jack Pine	Pulpwood		3,303	664	2,207	2,687
			Studwood		4,826	8,086	957	6,752	6,790	
Total					16,048	11,601	8,837	34,361	41,749	
Federal Land		CFB Gagetown	Spruce, Fir, Jack Pine	Studwood					169	
	First Nation Reserves	Spruce, Fir, Jack Pine	Pulpwood		925					

Table 5. Total Roundwood Deliveries to Licensee/Sub-Licensee Mills by Source

Mill	Overall Source	Wood_Source	Species	Product	Operating Year				
					2023	2022	2021	2020	2019
Devon Lumber Co. Ltd.	Federal Land	Total				925			169
	Industrial Freehold	AV Nackawic	Cedar	Tree Length			800	1,312	427
		H.J. Crabbe & Sons	Cedar	Tree Length				324	913
		J.D. Irving	Cedar	Tree Length	121	34	225		
		Total			121	34	1,025	1,636	1,340
	Marketing Board	CVC - Carleton Victoria	Cedar	Logs	12				
				Studwood	7				
		NTH - Northumberland	Cedar	Tree Length		34		1,348	537
				Spruce, Fir, Jack Pine	Pulpwood		1,318	3,252	2,100
		Studwood			5,572	461	416	702	
		SENB - South East New Bru..	Spruce, Fir, Jack Pine	Studwood	85				510
		SNB - Southern New Brunswick	Cedar	Studwood		84			450
				Tree Length		49			74
			Spruce, Fir, Jack Pine	Pulpwood				1,292	
				Studwood		2,185	826		451
		YSC - York Sunbury Charlotte	Cedar	Logs	714				
				Studwood	8	32		291	
				Tree Length	297	825	2,842	2,916	1,777
				Spruce, Fir, Jack Pine	Pulpwood	3,745	3,933	11,787	331
		Studwood	11,006		15,036	7,309	8,724	11,404	
Total					15,874	29,068	27,769	16,650	15,424
Total				32,043	41,628	37,631	52,647	58,682	
Eric Goguen & Sons Ltd.	Crown Land	03 - Nepisiguit - Miramichi	Spruce, Fir, Jack Pine	Logs	8,949	14,390	12,015	15,741	11,897
		05 - Kent	Spruce, Fir, Jack Pine	Logs	4,318	716	3,570	2,480	2,413
		Total			13,267	15,106	15,585	18,221	14,310
	Federal Land	First Nation Reserves	Spruce, Fir, Jack Pine	Logs	4,554				
		Total			4,554				
	Import	Prince Edward Island	Spruce, Fir, Jack Pine	Logs	4,326				
		Total			4,326				
	Marketing Board	SENB - South East New Brunswick	Hemlock	Logs			1,680	1,400	
			Spruce, Fir, Jack Pine	Logs			21,431	9,285	18,205
			White Pine	Logs			762	950	

Table 5. Total Roundwood Deliveries to Licensee/Sub-Licensee Mills by Source

Mill	Overall Source	Wood_Source	Species	Product	Operating Year						
					2023	2022	2021	2020	2019		
Eric Goguen & Sons Ltd.	Marketing Board	SNB - Southern New Brunswick	Hemlock	Logs			112				
			Spruce, Fir, Jack Pine	Logs	10,865		1,786				
		Total			10,865		25,771	11,635	18,205		
	Total				33,012	15,106	41,356	29,856	32,515		
Garant, Div. of Hanson Kidde Canada Inc.	Crown Land	08 - York	Mixed Hardwood	Logs	111	505	54				
				Total	111	505	54				
	Import	MA - Massachussetts	Maine	Ash	Logs			14,523			
				Birch (Yellow and White)	Logs			1,917			
				Mixed Hardwood	Logs	10,922	16,860	5,682			
				NH - New Hampshire	Ash	Logs			90		
				Total			12,265	16,860	22,212		
	Industrial Freehold	Acadian Timber	AV Nackawic	Birch (Yellow and White)	Logs			519			
				Mixed Hardwood	Logs	1,210	1,256	1,772			
				Ash	Logs			143			
				Mixed Hardwood	Logs	205		17			
				Groupe Savoie	Ash	Logs			126		
				Total			1,415	1,256	2,577		
	Marketing Board	CVC - Carleton Victoria	YSC - York Sunbury Charlotte	Ash	Logs			172			
				Birch (Yellow and White)	Logs			213			
				Mixed Hardwood	Logs	337	731	231			
				Birch (Yellow and White)	Logs			14			
				Mixed Hardwood	Logs			58			
				Ash	Logs			456			
				Birch (Yellow and White)	Logs			117			
				Mixed Hardwood	Logs	307	185	536			
				Total			644	916	1,797		
				Total				14,435	19,537	26,640	
	Groupe Savoie Inc.	Crown Land	01 - Upsalquitch	Mixed Hardwood	Logs	28,146	26,194	38,814	38,240	38,950	
					Pulpwood	89,059	83,913		68,130	113,633	
				Mixed Softwood	Roundwood Biomass	150	271	628			
				Poplar	Logs	25,064	26,555	24,445	24,527	31,505	

Table 5. Total Roundwood Deliveries to Licensee/Sub-Licensee Mills by Source

Mill	Overall Source	Wood_Source	Species	Product	Operating Year					
					2023	2022	2021	2020	2019	
Groupe Savoie Inc.	Crown Land	01 - Upsalquitch	Poplar	Pulpwood	25,846	12,789	8,739	10,774	28,938	
		03 - Nepisiguit - Miramichi	Mixed Hardwood	Logs	7,260	7,586	49,898	15,565	14,563	
				Pulpwood	24,458	27,048		34,575	15,191	
			Poplar	Logs	5,405	2,185	4,713	772	3,137	
				Pulpwood	5,039	1,514	426	809	1,479	
		07 - Queens - Charlotte - Fu..	Mixed Hardwood	Logs		4,726	6,002	4,888	5,936	
		08 - York	Mixed Hardwood	Logs	2,328	2,152	2,122	3,012	4,413	
		09 - Carleton - Restigouche - Tobique	Mixed Hardwood	Logs	22,999	23,263	25,249	23,709	21,036	
				Pulpwood	87,341	103,179	118,384	122,791	117,031	
				Tree Length			3,555			
	Mixed Softwood		Roundwood Biomass	1,310	550	2,290				
	Poplar		Logs		8,629	7,741	6,474	3,619		
		Pulpwood	4,548	5,425	6,960	6,519	7,292			
	Total					328,953	335,979	299,966	360,785	406,723
	Import	Maine	Mixed Hardwood	Logs	12,502	12,100	8,207	6,500	9,978	
			Poplar	Logs			193			
		Québec	Mixed Hardwood	Logs	1,799	1,200	1,208	2,487	2,104	
				Pulpwood		210		634	810	
			Poplar	Logs	382			290	6	
	Total					14,683	13,510	9,608	9,911	12,898
	Industrial Freehold	Acadian Timber	Mixed Hardwood	Logs	46,678	28,878	18,635	24,307	22,631	
				Pulpwood	14,631	5,436	4,625	8,127	12,074	
			Poplar	Logs	351	2,876	2,611			
		AV Cell	Mixed Hardwood	Logs		30	29	37		
		J.D. Irving	Mixed Hardwood	Logs					69	
				Pulpwood		3,121	5,510	4,606	275	
			Poplar	Logs				464	558	
	Total					61,660	40,341	31,410	37,541	35,607
	Marketing Board	CVC - Carleton Victoria	Mixed Hardwood	Logs	3,590	132	1,951	262	471	
				Pulpwood		188	2,897	217	96	
Mixed Softwood			Roundwood Biomass		153	1,016				
Poplar			Pulpwood			127				

Table 5. Total Roundwood Deliveries to Licensee/Sub-Licensee Mills by Source

Mill	Overall Source	Wood_Source	Species	Product	Operating Year					
					2023	2022	2021	2020	2019	
Groupe Savoie Inc.	Marketing Board	MAD - Madawaska	Mixed Hardwood	Logs	2,263	439	1,866	1,975	2,335	
				Pulpwood		528	6,068	4,229	3,155	
			Poplar	Mixed Softwood	Roundwood Biomass			565		
				Logs	15		298	109	2,461	
		NSH - North Shore	Mixed Hardwood	Logs	1,535	1,808	4,925	1,591	2,197	
				Pulpwood	10,401	10,515	12,343	4,505	7,262	
				Tree Length			411			
			Mixed Softwood	Roundwood Biomass	6,717	2,057	2,590			
				Logs	3,232	913	3,263	2,251	2,316	
				Poplar	Pulpwood	5,726	5,234	6,548	173	827
			Tree Length				1,272			
			NTH - Northumberland	Mixed Hardwood	Logs	262	3	203	243	630
		Pulpwood			54		39	48	130	
		Poplar		Logs					5	
		SENB - South East New Brunswick	Mixed Hardwood	Logs		24	217	285	89	
				Pulpwood		5	44			
		SNB - Southern New Bruns..	Mixed Hardwood	Logs					46	
		YSC - York Sunbury Charlotte	Mixed Hardwood	Logs	51	233	285	581	33	
				Pulpwood	11	46	53	115		
		Total					34,369	22,278	46,993	16,892
Total					439,665	412,108	387,977	425,129	477,281	
H. J. Crabbe & Sons Ltd.	Crown Land	08 - York	Mixed Softwood	Logs			27,139			
			Spruce, Fir, Jack Pine	Logs	37,867	30,132		41,635	34,379	
		09 - Carleton - Restigouche - Tobique	Mixed Softwood	Logs			25,316			
			Spruce, Fir, Jack Pine	Logs	25,170	31,502		32,268	29,369	
		Total					63,037	61,634	52,455	73,903
	Industrial Freehold	Acadian Timber	Spruce, Fir, Jack Pine	Logs	11,632	4,087				
				Mixed Softwood	Logs			5,189		
		AV Nackawic	Spruce, Fir, Jack Pine	Logs	76			2,122		
	H.J. Crabbe & Sons	H.J. Crabbe & Sons	Cedar	Studwood		2,475				
			Mixed Hardwood	Pulpwood		23,814				

Table 5. Total Roundwood Deliveries to Licensee/Sub-Licensee Mills by Source

Mill	Overall Source	Wood_Source	Species	Product	Operating Year				
					2023	2022	2021	2020	2019
H. J. Crabbe & Sons Ltd.	Industrial Freehold	H.J. Crabbe & Sons	Mixed Softwood	Logs			54,087		
				Pulpwood		74			
			Poplar	Pulpwood		24,403			
			Spruce, Fir, Jack Pine	Logs	53,803	58,358		39,305	59,297
		Total			65,511	113,211	59,276	41,427	59,297
	Marketing Board	CVC - Carleton Victoria		Cedar	Studwood		151		
				Mixed Hardwood	Pulpwood		462		
				Mixed Softwood	Logs			25,557	
				Poplar	Pulpwood		773		
				Spruce, Fir, Jack Pine	Logs	3,414	4,318		11,914
		YSC - York Sunbury Charlotte	Mixed Softwood	Logs			15,621		
			Spruce, Fir, Jack Pine	Logs	5,507	6,631		9,565	2,437
		Total			8,921	12,335	41,178	21,479	14,735
		Total			137,469	187,180	152,909	136,809	137,780
Interfor - Bathurst	Crown Land	01 - Upsalquitch	Spruce, Fir, Jack Pine	Studwood			2,986	3,950	
		03 - Nepisiguit - Miramichi	Spruce, Fir, Jack Pine	Studwood	423,505	407,543	421,329	364,811	319,936
		Total			423,505	407,543	424,315	368,761	319,936
	Federal Land	First Nation Reserves	Spruce, Fir, Jack Pine	Studwood					2,178
		Total							2,178
	Industrial Freehold	Fornebu Lumber	Spruce, Fir, Jack Pine	Studwood					74
		Total							74
	Marketing Board	NSH - North Shore	Spruce, Fir, Jack Pine	Studwood	19,303	30,668	32,584	31,924	73,161
		NTH - Northumberland	Spruce, Fir, Jack Pine	Studwood	10,514	23,933	21,237	28,033	28,714
		SENB - South East New Bru..	Spruce, Fir, Jack Pine	Studwood			1,849	2,086	6,779
		SNB - Southern New Bruns..	Spruce, Fir, Jack Pine	Studwood				38	
		Total			29,817	54,601	55,670	62,081	108,654
		Total			453,322	462,144	479,985	430,916	430,768
Interfor - Belledune	Crown Land	01 - Upsalquitch	Spruce, Fir, Jack Pine	Studwood	173,279	186,056	196,354	175,085	189,139
		03 - Nepisiguit - Miramichi	Spruce, Fir, Jack Pine	Studwood	272,111	285,285	280,622	245,117	260,290
		Total			445,390	471,341	476,976	420,202	449,429
	Federal Land	First Nation Reserves	Spruce, Fir, Jack Pine	Studwood	452	153			
	Total			452	153				

Table 5. Total Roundwood Deliveries to Licensee/Sub-Licensee Mills by Source

Mill	Overall Source	Wood_Source	Species	Product	Operating Year					
					2023	2022	2021	2020	2019	
J.D. Irving - Chip Plant - Sussex	Crown Land	03 - Nepisiguit - Miramichi	Spruce, Fir, Jack Pine	Pulpwood	11		23		2,147	
		07 - Queens - Charlotte - Fundy	Mixed Hardwood	Pulpwood			15,966	24,829		
			Spruce, Fir, Jack Pine	Pulpwood	363,282	243,885	174,834	183,752	234,041	
		08 - York	Spruce, Fir, Jack Pine	Pulpwood	9,727	6,599			2	
	Total					373,020	250,484	190,823	208,581	236,190
	Federal Land	CFB Gagetown	Spruce, Fir, Jack Pine	Pulpwood	1,500	190	2,309	2,709	5,898	
		Total					1,500	190	2,309	2,709
	Import	Nova Scotia	Mixed Hardwood	Pulpwood				19,708		
		Total								19,708
	Industrial Freehold	AV Nackawic	Spruce, Fir, Jack Pine	Pulpwood	1,800	1,051	268	1,469		
		J.D. Irving	Mixed Hardwood	Pulpwood			5,052	9,835		
			Spruce, Fir, Jack Pine	Pulpwood	177,944	140,627	104,404	174,662	133,278	
		Total					179,744	141,678	109,724	185,966
	Marketing Board	CVC - Carleton Victoria	Spruce, Fir, Jack Pine	Pulpwood	178	815				
		NSH - North Shore	Spruce, Fir, Jack Pine	Pulpwood				14,432	94	
		NTH - Northumberland	Mixed Hardwood	Pulpwood				407		
			Spruce, Fir, Jack Pine	Pulpwood	7,272	5,504	2,955		9,879	
		SENB - South East New Brunswick	Mixed Hardwood	Pulpwood			2,129	1,633		
			Spruce, Fir, Jack Pine	Pulpwood	35,982	21,984	30,086	27,134	9,432	
		SNB - Southern New Brunswick	Mixed Hardwood	Pulpwood			5,075	7,745		
			Spruce, Fir, Jack Pine	Pulpwood	101,697	86,805	85,217	93,785	78,664	
	YSC - York Sunbury Charlotte	Spruce, Fir, Jack Pine	Pulpwood	27,587	15,091	16,746	14,920	34,252		
	Total					172,716	130,199	142,208	160,056	132,321
	Total					726,980	522,551	445,064	577,020	507,687
	J.D. Irving - Grand Lake Timber	01 - Upsalquitch	Spruce, Fir, Jack Pine	Logs	18			49		
				Studwood	4,373					
		03 - Nepisiguit - Miramichi	Spruce, Fir, Jack Pine	Logs	12,333	14,084	15,883	29,713	12,928	
Studwood				50,154	62,628	55,637	44,029	21,314		
07 - Queens - Charlotte - Fundy		Spruce, Fir, Jack Pine	Logs	266,100	229,262	239,543	215,979	291,222		
			Studwood	273,035	287,757	252,014	215,361	167,716		
08 - York		Spruce, Fir, Jack Pine	Logs		3,448	13,314	387	1,471		
			Studwood	38	5,575	12,035		4,240		

Table 5. Total Roundwood Deliveries to Licensee/Sub-Licensee Mills by Source

Mill	Overall Source	Wood_Source	Species	Product	Operating Year					
					2023	2022	2021	2020	2019	
J.D. Irving - Grand Lake Timber	Crown Land	09 - Carleton - Restigouche ..	Spruce, Fir, Jack Pine	Logs				37		
		Total			606,051	602,754	588,426	505,555	498,891	
	Federal Land	CFB Gagetown		Spruce, Fir, Jack Pine	Logs	866		1,012	1,726	6,785
					Studwood	1,646		1,849	5,374	8,075
		Total			2,512		2,861	7,100	14,860	
	Import	Nova Scotia		Spruce, Fir, Jack Pine	Logs	6				
					Studwood		3			
		Prince Edward Island		Spruce, Fir, Jack Pine	Logs	1,009			1,054	3,853
	Total				1,015	3		1,054	3,853	
	Industrial Freehold	AV Nackawic		Spruce, Fir, Jack Pine	Logs	118	3,380	1,141	3,067	419
					Studwood	215	2,437	2,427	1,020	
		Devon Lumber		Spruce, Fir, Jack Pine	Logs				335	
		J.D. Irving		Spruce, Fir, Jack Pine	Logs	125,735	154,868	105,401	134,337	121,202
					Studwood	19,873	50,944	90,294	71,416	48,978
		Total				145,941	211,629	199,263	210,175	170,599
	Marketing Board	CVC - Carleton Victoria		Spruce, Fir, Jack Pine	Logs				434	1,450
					Studwood		21		18	39
		NSH - North Shore		Spruce, Fir, Jack Pine	Logs			624		405
					Studwood		15	1,638	1,725	333
		NTH - Northumberland		Spruce, Fir, Jack Pine	Logs	20,060	15,282	20,398	26,546	19,796
					Studwood	37,001	24,825	36,548	30,537	26,855
		SENB - South East New Brunswick		Spruce, Fir, Jack Pine	Logs	25,979	18,956	13,880	18,892	14,237
					Studwood	15,248	10,092	5,194		1,944
		SNB - Southern New Brunswick		Spruce, Fir, Jack Pine	Logs	60,701	70,477	70,652	90,545	65,834
					Studwood	18,790	18,256	31,192	33,881	16,406
	YSC - York Sunbury Charlotte		Spruce, Fir, Jack Pine	Logs	36,680	26,216	61,419	50,976	55,204	
				Studwood	44,175	34,275	62,647	43,965	66,979	
Total				258,634	218,415	304,192	297,519	269,482		
Total				1,014,153	1,032,801	1,094,742	1,021,403	957,685		
J.D. Irving - IP&P	Crown Land	03 - Nepisiguit - Miramichi	Mixed Hardwood	Full Tree Chips		4,164		28	1,048	
			Other Hardwood	Full Tree Chips	277					
			Spruce, Fir, Jack Pine	Full Tree Chips	46	23				

Table 5. Total Roundwood Deliveries to Licensee/Sub-Licensee Mills by Source

Mill	Overall Source	Wood_Source	Species	Product	Operating Year					
					2023	2022	2021	2020	2019	
J.D. Irving - IP&P	Crown Land	07 - Queens - Charlotte - Fundy	Mixed Hardwood	Full Tree Chips		75,460	95,396	97,967	177,567	
			Other Hardwood	Full Tree Chips	7,816					
			Spruce, Fir, Jack Pine	Full Tree Chips	55,035	60,093	59,948	65,117	68,333	
		08 - York	Mixed Hardwood	Full Tree Chips					1,336	
			Spruce, Fir, Jack Pine	Full Tree Chips	631					
		09 - Carleton - Restigouche ..	Mixed Hardwood	Full Tree Chips				3,054	2,761	
	Total					63,805	139,740	155,344	166,166	251,045
	Import	Maine	Mixed Hardwood	Full Tree Chips		5,085	6,182		47,747	
			Spruce, Fir, Jack Pine	Full Tree Chips					9,758	
		Nova Scotia	Mixed Hardwood	Full Tree Chips					37,511	
		Total					5,085	6,182		95,016
	Industrial Freehold	AV Nackawic	Mixed Hardwood	Full Tree Chips					2,267	
		Delco	Spruce, Fir, Jack Pine	Full Tree Chips					9,335	
		J.D. Irving	Mixed Hardwood	Full Tree Chips			72,780	156,084	96,952	
			Other Hardwood	Full Tree Chips	12,198					
			Spruce, Fir, Jack Pine	Full Tree Chips	33,871	98,251	88,576		17,082	
	Total					46,069	98,251	161,356	156,084	125,636
	Marketing Board	CVC - Carleton Victoria	Mixed Hardwood	Full Tree Chips		399			103	
			Other Hardwood	Full Tree Chips	28					
		NTH - Northumberland	Mixed Hardwood	Full Tree Chips		575	63	2,242	458	
			Other Hardwood	Full Tree Chips	6					
			Spruce, Fir, Jack Pine	Full Tree Chips	19	66	242	7,183		
		SENB - South East New Brunswick	Mixed Hardwood	Full Tree Chips		980	3,193	4,077	451	
			Other Hardwood	Full Tree Chips	37					
		SNB - Southern New Brunswick	Mixed Hardwood	Full Tree Chips		4,045	7,793	16,984	19,416	
			Other Hardwood	Full Tree Chips	1,801					
			Spruce, Fir, Jack Pine	Full Tree Chips	1,088		637	4,223	18,444	
		YSC - York Sunbury Charlotte	Mixed Hardwood	Full Tree Chips		785	2,246	3,319	3,733	
			Other Hardwood	Full Tree Chips	20					
			Spruce, Fir, Jack Pine	Full Tree Chips	1,452	94	2,147	1,422	7,449	
Total					4,451	6,944	16,321	39,450	50,054	
Total					114,325	250,020	339,203	361,700	521,751	

Table 5. Total Roundwood Deliveries to Licensee/Sub-Licensee Mills by Source

Mill	Overall Source	Wood_Source	Species	Product	Operating Year				
					2023	2022	2021	2020	2019
J.D. Irving - Irving Paper	Import	Maine	Spruce, Fir, Jack Pine	Full Tree Chips					19,671
		Total						19,671	
	Total								19,671
J.D. Irving - Kedgwick	Crown Land	01 - Upsalquitch	Spruce, Fir, Jack Pine	Studwood	135,239	89,202	113,447	111,310	103,363
		03 - Nepisiguit - Miramichi	Spruce, Fir, Jack Pine	Studwood	10,713	7,223	11,260	10,087	25,305
		07 - Queens - Charlotte - Fu..	Spruce, Fir, Jack Pine	Studwood					522
		08 - York	Spruce, Fir, Jack Pine	Studwood	33,131				
		09 - Carleton - Restigouche ..	Spruce, Fir, Jack Pine	Studwood	173,776	177,129	156,989	140,465	130,945
		Total			352,859	273,554	281,696	261,862	260,135
	Import	Québec	Spruce, Fir, Jack Pine	Studwood				17	11,365
		Total						17	11,365
	Industrial Freehold	Acadian Timber	Spruce, Fir, Jack Pine	Studwood	19,811				
		J.D. Irving	Spruce, Fir, Jack Pine	Studwood	18,319	55,114	40,411	31,881	10,999
		Twin Rivers	Spruce, Fir, Jack Pine	Studwood		1,907	23	4,091	
		Total			38,130	57,021	40,434	35,972	10,999
	Marketing Board	MAD - Madawaska	Spruce, Fir, Jack Pine	Studwood				42	
		NSH - North Shore	Spruce, Fir, Jack Pine	Studwood	706	1,605	2,159	2,137	719
		Total			706	1,605	2,159	2,179	719
	Total			391,695	332,180	324,289	300,030	283,218	
	J.D. Irving - Russell & Swim Mill	Crown Land	01 - Upsalquitch	White Pine	Logs	4,476	3,146	2,846	
03 - Nepisiguit - Miramichi			White Pine	Logs	29,223	38,155	40,400	45,508	38,354
05 - Kent			White Pine	Logs	593	851	709	964	66
07 - Queens - Charlotte - Fu..			White Pine	Logs	74,162	60,181	66,288	52,184	56,249
08 - York			White Pine	Logs	79	2,515	3,481	105	1,388
09 - Carleton - Restigouche ..			White Pine	Logs	909				
Total					109,442	104,848	113,724	98,761	96,443
Federal Land		CFB Gagetown	White Pine	Logs	49	11	215		3,987
		Total			49	11	215		3,987
Import		Nova Scotia	White Pine	Logs	1,533	310	631		182
		Total			1,533	310	631		182
Industrial Freehold		AV Nackawic	White Pine	Logs	375	256	170	608	133
		J.D. Irving	White Pine	Logs	7,563	15,287	8,409		8,878

Table 5. Total Roundwood Deliveries to Licensee/Sub-Licensee Mills by Source

Mill	Overall Source	Wood_Source	Species	Product	Operating Year				
					2023	2022	2021	2020	2019
J.D. Irving - Russell & Swim Mill	Freehold	Total			7,938	15,543	8,579	608	9,011
	Marketing Board	CVC - Carleton Victoria	White Pine	Logs			7		
		NSH - North Shore	White Pine	Logs	1,425		835	471	1,262
		NTH - Northumberland	White Pine	Logs	2,436	6,627	7,034	6,744	12,320
		SENB - South East New Bru..	White Pine	Logs	832		467	4,107	1,780
		SNB - Southern New Bruns..	White Pine	Logs	7,868	8,484	5,409	8,415	6,589
		YSC - York Sunbury Charlotte	White Pine	Logs	3,656	2,972	8,746	11,571	5,988
	Total				16,217	18,083	22,498	31,308	27,939
Total				135,179	138,795	145,647	130,677	137,562	
J.D. Irving - Sawmill - Sussex	Crown Land	03 - Nepisiguit - Miramichi	Spruce, Fir, Jack Pine	Logs					4,293
				Studwood	1,901	196	2,849	4,625	
		05 - Kent	Spruce, Fir, Jack Pine	Studwood				1,833	
		07 - Queens - Charlotte - Fu..	Spruce, Fir, Jack Pine	Studwood	261,789	278,009	266,500	232,032	303,110
		08 - York	Spruce, Fir, Jack Pine	Studwood	9,795	2,147	2,703	7,388	
	Total				273,485	280,352	272,052	245,878	307,403
	Federal Land	CFB Gagetown	Spruce, Fir, Jack Pine	Logs					847
				Studwood	31		1,023	9	
	Total				31	1,023	9	847	
	Import	Nova Scotia	Spruce, Fir, Jack Pine	Studwood	37				
		Prince Edward Island	Spruce, Fir, Jack Pine	Studwood	8,973				
		Total			9,010				
	Industrial Freehold	AV Nackawic	Spruce, Fir, Jack Pine	Studwood		1,396	911	11,428	
		J.D. Irving	Spruce, Fir, Jack Pine	Studwood	112,914	116,958	56,725	107,331	112,873
		Total			112,914	118,354	57,636	118,759	112,873
	Marketing Board	CVC - Carleton Victoria	Spruce, Fir, Jack Pine	Studwood			243		
				Logs					11
NSH - North Shore		Spruce, Fir, Jack Pine	Studwood		36	1,687	652		
			Logs					4,082	
NTH - Northumberland		Spruce, Fir, Jack Pine	Studwood	2,038	179	1,251	395		
			Logs					10,155	
SENB - South East New Brunswick		Spruce, Fir, Jack Pine	Logs						
	Studwood		43,041	25,935	12,476	22,807			
SNB - Southern New	Spruce, Fir, Jack Pine	Logs					104,946		

Table 5. Total Roundwood Deliveries to Licensee/Sub-Licensee Mills by Source

Mill	Overall Source	Wood_Source	Species	Product	Operating Year				
					2023	2022	2021	2020	2019
J.D. Irving - Sawmill - Sussex	Marketing Board	Brunswick	Spruce, Fir, Jack Pine	Studwood	107,914	104,848	119,190	124,702	
		YSC - York Sunbury Charlotte	Spruce, Fir, Jack Pine	Logs					11,368
				Studwood	5,737	1,306	10,463	7,496	
	Total			158,730	132,304	145,310	156,052	130,562	
Total				554,170	531,010	476,021	520,698	551,685	
J.D. Irving - St. Leonard	Crown Land	01 - Upsalquitch	Spruce, Fir, Jack Pine	Logs	68,781	80,464	95,688	90,796	82,656
				Pulpwood	1,618	2,043			
				Studwood	3,792	1,427	1,106	2,106	3,032
		03 - Nepisiguit - Miramichi	Spruce, Fir, Jack Pine	Logs	24,455	6,619	9,709	4,636	12,860
				Pulpwood	5				
				Studwood	10,106	2,035	2,683	3,231	253
		07 - Queens - Charlotte - Fundy	Spruce, Fir, Jack Pine	Logs	189	343	861		95
				Studwood	21,497	12,344	7,338	198	165
		08 - York	Spruce, Fir, Jack Pine	Logs	5,629	9,841	29,688	20,387	2,931
				Studwood	11,483	14,265	51,474	10,214	3,634
	09 - Carleton - Restigouche - Tobique	Spruce, Fir, Jack Pine	Logs	129,731	149,005	164,588	184,076	212,529	
			Pulpwood	3,941	7,774	35	668	121	
			Studwood	46,056	76,364	65,725	65,101	103,194	
	Total			327,283	362,524	428,895	381,413	421,470	
	Federal Land	CFB Gagetown	Spruce, Fir, Jack Pine	Logs					50
		Total							50
	Import	Maine	Spruce, Fir, Jack Pine	Logs	144,614	145,346	122,215	157,748	178,721
				Pulpwood			1,700		
				Studwood	17,896			1,486	59,884
		Québec	Spruce, Fir, Jack Pine	Logs	8,056	5,064	7,623	15,274	17,214
Studwood				9,564	8,230	17,075	23,343	32,182	
Total			180,130	158,640	148,613	197,851	288,001		
Industrial Freehold	Acadian Timber	Spruce, Fir, Jack Pine	Logs	21,796	7,260	7,473	28,903	18,390	
			Pulpwood	4,384					
			Studwood	9,323	458	12,807	18,916	23,976	
	AV Nackawic	Spruce, Fir, Jack Pine	Logs	13,019	12,482	9,780	18,152	17,685	
			Studwood	13,919	19,978	19,138	11,933	24,822	

Table 5. Total Roundwood Deliveries to Licensee/Sub-Licensee Mills by Source

Mill	Overall Source	Wood_Source	Species	Product	Operating Year					
					2023	2022	2021	2020	2019	
J.D. Irving - St. Leonard	Industrial Freehold	J.D. Irving	Spruce, Fir, Jack Pine	Logs	140,026	141,008	126,985	85,275	95,029	
				Pulpwood	103,009	126,744	34,608	101,034	69,924	
				Studwood	435,342	422,784	450,709	385,231	427,724	
		Twin Rivers	Spruce, Fir, Jack Pine	Logs			17			
				Studwood			1,590			
	Total					740,818	730,714	663,107	649,444	677,550
	Marketing Board	CVC - Carleton Victoria	Spruce, Fir, Jack Pine	Logs	16,158	340	1,405	9,749	21,952	
				Studwood		219	2,058	13,689	30,773	
		MAD - Madawaska	Spruce, Fir, Jack Pine	Logs	37,955	25,741	31,899	39,568	34,518	
				Pulpwood	106	43		35		
				Studwood	45,681	33,271	47,772	46,520	41,914	
		NSH - North Shore	Spruce, Fir, Jack Pine	Logs	7,091	6,201		4,607	8,061	
				Pulpwood		535				
				Studwood	44	92	52	415	147	
		NTH - Northumberland	Spruce, Fir, Jack Pine	Logs			10,336			
		SNB - Southern New Bruns..	Spruce, Fir, Jack Pine	Studwood					202	
		YSC - York Sunbury Charlotte	Spruce, Fir, Jack Pine	Logs	149			1,238	4,156	
				Pulpwood				12		
				Studwood	294			2,307	5,236	
		Total					107,478	66,442	93,522	118,140
Total					1,355,709	1,318,320	1,334,137	1,346,848	1,534,030	
J.D. Irving - Utopia Mill	Crown Land	03 - Nepisiguit - Miramichi	Birch (Yellow and White)	Full Tree Chips		3,130				
			Mixed Hardwood	Full Tree Chips	1,111	262			1,224	
				Pulpwood	601					
		07 - Queens - Charlotte - Fundy	Birch (Yellow and White)	Full Tree Chips		64,040				
				Full Tree Chips	34,423	23,406	37,655	131,086	150,662	
			Mixed Hardwood	Pulpwood	61,976					
				Poplar	Pulpwood	2,456				
		White Birch	Full Tree Chips			69,802				
		08 - York	Birch (Yellow and White)	Full Tree Chips		4,019				
				Mixed Hardwood	Full Tree Chips	7,679		67	5,894	6,562
Pulpwood	12,801									

Table 5. Total Roundwood Deliveries to Licensee/Sub-Licensee Mills by Source

Mill	Overall Source	Wood_Source	Species	Product	Operating Year						
					2023	2022	2021	2020	2019		
J.D. Irving - Utopia Mill	Crown Land	08 - York	White Birch	Full Tree Chips			6,207				
		09 - Carleton - Restigouche ..	White Birch	Full Tree Chips			172				
		Total				121,047	94,857	113,903	136,980	158,448	
	Federal Land	CFB Gagetown	Mixed Hardwood	Full Tree Chips	31						
		Total			31						
	Import	Nova Scotia	Mixed Hardwood	Full Tree Chips	188		59	869	11,628		
				Pulpwood	32						
		Total			220		59	869	11,628		
	Industrial Freehold	AV Nackawic	Birch (Yellow and White)	Full Tree Chips			840				
				Full Tree Chips	11,621	72,770		4,646	1,902		
				Pulpwood	4,605						
		Flakeboard	Mixed Hardwood	Full Tree Chips	2,568	7,795					
		J.D. Irving	Birch (Yellow and White)	Full Tree Chips				60,297			
				Full Tree Chips	21,085	26,924	22,547	118,693	83,086		
				Pulpwood	43,970						
	Poplar	Pulpwood	741								
	Total			84,590	107,489	83,684	123,339	84,988			
	Marketing Board	CVC - Carleton Victoria	Mixed Hardwood	Pulpwood	94						
		NSH - North Shore	Mixed Hardwood	Pulpwood	70						
		NTH - Northumberland	Birch (Yellow and White)	Full Tree Chips				91			
				Full Tree Chips		69,544	30	1,795	492		
				Pulpwood	362						
		SENB - South East New Brunswick	Birch (Yellow and White)	Full Tree Chips				7,000			
				Full Tree Chips	1,281	3,552	98	11,066	4,339		
				Pulpwood	421						
		SNB - Southern New Brunswick	Birch (Yellow and White)	Full Tree Chips				12,861			
				Full Tree Chips	2,236	7,795	716	25,057	20,195		
Pulpwood				6,102							
YSC - York Sunbury Charlotte		Birch (Yellow and White)	Full Tree Chips				3,157				
			Full Tree Chips	386		796	5,440	9,296			
	Pulpwood		2,704								
Poplar	Pulpwood	73									

Table 5. Total Roundwood Deliveries to Licensee/Sub-Licensee Mills by Source

Mill	Overall Source	Wood_Source	Species	Product	Operating Year					
					2023	2022	2021	2020	2019	
J.D. Irving - Utopia Mill	Board	Total			13,729	80,891	24,749	43,358	34,322	
	Total				219,617	283,237	222,395	304,546	289,386	
J.D. Irving - Veneer Siding	Crown Land	01 - Upsalquitch	Mixed Hardwood	Logs	272	272	251	356	388	
		07 - Queens - Charlotte - Fu..	Mixed Hardwood	Logs	928	928	2,043	3,231	6,937	
		08 - York	Mixed Hardwood	Logs	306		1,431	548	5,042	
		09 - Carleton - Restigouche ..	Mixed Hardwood	Logs	18,984	18,984	22,854	21,016	26,102	
		Total			20,490	20,184	26,579	25,151	38,469	
	Import	Maine	Mixed Hardwood	Logs	68,024	68,024	80,099	59,399	58,422	
		Nova Scotia	Mixed Hardwood	Logs					621	
		Québec	Mixed Hardwood	Logs	7,612	7,612	6,514	7,155	24,997	
		Total			75,636	75,636	86,613	66,554	84,040	
	Industrial Freehold	Acadian Timber	Mixed Hardwood	Logs			7,319		7,948	
		AV Nackawic	Mixed Hardwood	Logs	561		892	1,755	3,833	
		J.D. Irving	Mixed Hardwood	Logs	54,057	54,057	85,368	57,352	98,119	
		Twin Rivers	Mixed Hardwood	Logs				4,844		
		Total			54,618	54,057	93,579	63,951	109,900	
	Marketing Board	CVC - Carleton Victoria	Mixed Hardwood	Logs	57	57				
		MAD - Madawaska	Mixed Hardwood	Logs	313	313	251	1,054	2,529	
		NTH - Northumberland	Mixed Hardwood	Logs				31	147	
		SNB - Southern New Bruns..	Mixed Hardwood	Logs	82		123	335	428	
		YSC - York Sunbury Charlotte	Mixed Hardwood	Logs			4	73	87	
		Total			452	370	378	1,493	3,191	
	Total				151,196	150,247	207,149	157,149	235,600	
	John W. Jamer Ltd.	Crown Land	08 - York	White Pine	Logs	500	359			
			09 - Carleton - Restigouche - Tobique	Mixed Softwood	Logs	3,500	3,500	3,566		
			White Pine	Logs			150			
Total				4,000	3,859	3,716				
Total			4,000	3,859	3,716					
Junction Lumber Products Inc.	Crown Land	01 - Upsalquitch	Cedar	Studwood	4,014	2,711	5,995	3,969	4,137	
		03 - Nepisiguit - Miramichi	Cedar	Studwood	10,427	9,943	9,346	8,997	9,502	
			Poplar	Studwood	977					
		05 - Kent	Cedar	Studwood	501	318	977	247	290	

Table 5. Total Roundwood Deliveries to Licensee/Sub-Licensee Mills by Source

Mill	Overall Source	Wood_Source	Species	Product	Operating Year				
					2023	2022	2021	2020	2019
Junction Lumber Products Inc.	Crown Land	08 - York	Cedar	Studwood				41	
		09 - Carleton - Restigouche ..	Cedar	Studwood				6	
		Total				15,919	12,972	16,318	13,260
	Federal Land	First Nation Reserves	Cedar	Studwood	310		193		220
		Total			310		193		220
	Import	Québec	Cedar	Studwood		517	1,420	761	4,635
		Total				517	1,420	761	4,635
	Industrial Freehold	AV Cell	Cedar	Studwood				43	
			Poplar	Studwood	1,758				
		J.D. Irving	Cedar	Studwood		43	706		215
		Total			1,758	43	706	43	215
	Marketing Board	NSH - North Shore	Cedar	Studwood	1,039	1,932	3,370	1,108	2,141
			Poplar	Studwood	398				
		NTH - Northumberland	Cedar	Studwood	813	874	517	967	1,882
		SENB - South East New Brunswick	Cedar	Studwood	29	41	473	562	2,873
			Mixed Hardwood	Studwood	8				
	Total			2,287	2,847	4,360	2,637	6,896	
Total				20,274	16,379	22,997	16,701	25,895	
Littles Lumber (Ashmore - Harvey)	Crown Land	03 - Nepisiguit - Miramichi	Red Pine	Logs		357	586	344	74
			Pulpwood		1,548	2,316	109	1,214	
		07 - Queens - Charlotte - Fundy	Hemlock	Logs	193	1,092	552	95	
			Red Pine	Logs	4,210	353	693	290	2,202
				Pulpwood	1,896	23	920	2,600	1,196
		08 - York	Hemlock	Logs	1,046	1,337	2,497	8,500	1,851
			Red Pine	Logs	944	1,769	226	1,861	81
	Pulpwood	5,304		1,333	63	2,450	91		
	Total			13,593	7,812	7,853	16,249	6,709	
	Federal Land	CFB Gagetown	Red Pine	Logs				30	150
				Pulpwood					19
Total						30	169		
Import	Maine	Hemlock	Logs	1,548	934	6,236	6,301	6,042	
		Red Pine	Logs		119		1,044	283	

Table 5. Total Roundwood Deliveries to Licensee/Sub-Licensee Mills by Source

Mill	Overall Source	Wood_Source	Species	Product	Operating Year				
					2023	2022	2021	2020	2019
Littles Lumber (Ashmore - Harvey)	Import	Total			1,548	1,053	6,236	7,345	6,325
	Industrial Freehold	H.J. Crabbe & Sons	Hemlock	Logs		392	178	192	215
			Red Pine	Logs					31
		J.D. Irving	Hemlock	Logs	3,029	222	561	1,300	210
			Red Pine	Logs	501		626	219	2,592
			Red Pine	Pulpwood	98		61	1,961	595
	Total				3,628	614	1,426	3,672	3,643
	Marketing Board	CVC - Carleton Victoria	Hemlock	Logs		450	78	142	151
			Red Pine	Logs	517	31	96	9	
				Pulpwood	159	44	18	46	102
		MAD - Madawaska	Red Pine	Logs				106	
				Pulpwood				251	
		NTH - Northumberland	Hemlock	Logs				39	
			Red Pine	Logs		525	396	395	
				Pulpwood			552	64	
		SENB - South East New Brunswick	Red Pine	Logs		50	160	321	41
				Pulpwood			156	241	223
		SNB - Southern New Brunswick	Hemlock	Logs	32			21	
			Red Pine	Logs	34	200	331	1,036	53
				Pulpwood	98	209	295	732	7
		YSC - York Sunbury Charlotte	Hemlock	Logs	962	1,736	1,287	2,883	3,233
				Red Pine	Logs	191	444	2,812	799
	Pulpwood				6	441	2,011	136	669
	Total				1,999	4,130	8,192	7,221	4,901
	Total				20,768	13,609	23,707	34,517	21,747
	Maibec - Balmoral	Crown Land	01 - Upsalquitch	Cedar	Shinglewood			5,674	5,674
			03 - Nepisiguit - Miramichi	Cedar	Shinglewood			2,655	2,655
Total							8,329	8,329	
Import		Québec	Cedar	Shinglewood			797	797	
		Total					797	797	
Marketing Board		NSH - North Shore	Cedar	Shinglewood			190		
	NTH - Northumberland	Cedar	Shinglewood			30			

Table 5. Total Roundwood Deliveries to Licensee/Sub-Licensee Mills by Source

Mill	Overall Source	Wood_Source	Species	Product	Operating Year					
					2023	2022	2021	2020	2019	
Maibec - Balmoral	Marketing Board	SENB - South East New Bru..	Cedar	Shinglewood			269			
		Total					489			
	Total						9,615	9,126		
Maritime Wood Products Inc.	Crown Land	05 - Kent	Mixed Hardwood	Logs		101				
		07 - Queens - Charlotte - Fu..	Mixed Hardwood	Logs		358				
		08 - York	Mixed Hardwood	Logs		980				
		09 - Carleton - Restigouche ..	Mixed Hardwood	Logs		681				
		Total				2,120				
	Industrial Freehold	Acadian Timber	Mixed Hardwood	Logs		943				
		AV Nackawic	Mixed Hardwood	Logs		181				
		H.J. Crabbe & Sons	Mixed Hardwood	Logs		526				
		J.D. Irving	Mixed Hardwood	Logs		1,618				
		North American Forest Prod..	Mixed Hardwood	Logs		142				
	Total				3,410					
	Marketing Board	CVC - Carleton Victoria	Mixed Hardwood	Logs		2,443				
		YSC - York Sunbury Charlotte	Mixed Hardwood	Logs		89				
		Total				2,532				
	Total				8,062					
Marwood Ltd. - Tracyville	Crown Land	03 - Nepisiguit - Miramichi	Red Pine	Pulpwood	14	7,271	5,102		2,567	
				Tree Length			297			
		07 - Queens - Charlotte - Fundy	Cedar	Studwood	1,128	2,650	927			
				Mixed Softwood	1,348					
			Red Pine	Poles		185	330	12	795	
				Pulpwood	8,425		1,310	1,982	312	
			08 - York	Cedar	Tree Length		29	107	12	258
					Logs			250		
		Red Pine		Studwood	187	287	3,091	140		
				Poles		239		385		
		Pulpwood	2,537	1,217		1,417				
			Tree Length				845			
		Total				13,639	11,878	11,414	4,793	3,932
		Import	Connecticut	Red Pine	Poles	9,984	5,214	9,266	3,174	868

Table 5. Total Roundwood Deliveries to Licensee/Sub-Licensee Mills by Source

Mill	Overall Source	Wood_Source	Species	Product	Operating Year				
					2023	2022	2021	2020	2019
Marwood Ltd. - Tracyville	Import	Maine	Red Pine	Poles				522	606
		ME - Maine Trucking/Broker	Red Pine	Poles	2,064	636			
		New York	Red Pine	Poles	607	1,396		701	
		NJ - New Jersey	Red Pine	Poles			1,892		
		Québec	Red Pine	Poles	172				
		South Carolina	Red Pine	Poles	1,305	1,230	1,213		
		US - United States Finished ..	Red Pine	Poles	932	598			
		Total				15,064	9,074	12,371	4,397
	Industrial Freehold	Acadian Timber	Red Pine	Poles		145			
		AV Nackawic	Cedar	Studwood			1,018		
			Spruce, Fir, Jack Pine	Pulpwood			315		
		H.J. Crabbe & Sons	Cedar	Studwood	465	1,211	694		
		J.D. Irving	Cedar	Studwood	2,618	653	1,186		
			Red Pine	Poles					65
				Pulpwood					2,599
		Tree Length						45	
	Total				3,083	2,009	3,213	2,644	536
	Marketing Board	CVC - Carleton Victoria	Red Pine	Poles		91	35		
				Pulpwood		23	19	51	135
		MAD - Madawaska	Red Pine	Pulpwood				556	
		NTH - Northumberland	Cedar	Studwood				280	
		SENB - South East New Brunswick	Red Pine	Poles				187	
				Pulpwood			61	146	
		SNB - Southern New Brunswick	Cedar	Studwood			175	71	
				Poles	20	29	61	222	130
			Red Pine	Pulpwood	117	102	33	174	64
				Tree Length				23	
YSC - York Sunbury Charlotte		Cedar	Studwood	573	1,497	2,106	1,156		
	Poles			16	269	231			
	Red Pine	Pulpwood		243	540		322		
		Spruce, Fir, Jack Pine	Pulpwood			711			

Table 5. Total Roundwood Deliveries to Licensee/Sub-Licensee Mills by Source

Mill	Overall Source	Wood_Source	Species	Product	Operating Year					
					2023	2022	2021	2020	2019	
Marwood Ltd. - Tracyville	Board	Total			710	2,001	4,230	3,097	651	
		Total			32,496	24,962	31,228	14,931	6,593	
Plaster Rock Lumber Company Ltd.	Crown Land	01 - Upsalquitch	Spruce, Fir, Jack Pine	Logs	13,691	18,021	19,569	16,330	28,189	
				Studwood	7,491	7,281	8,541	3,226	12,121	
		03 - Nepisiguit - Miramichi	Spruce, Fir, Jack Pine	Logs	112,256	121,754	147,047	122,920	109,343	
				Studwood	49,928	47,500	16,540	11,884	30,586	
		08 - York	Spruce, Fir, Jack Pine	Logs	50,164	17,333	15,440	15,435	56,774	
				Studwood	35,758	14,488	7,889	10,540	32,150	
		09 - Carleton - Restigouche - Tobique	Spruce, Fir, Jack Pine	Logs	80,127	90,441	98,740	94,660	96,399	
				Studwood	61,019	58,238	60,595	51,960	50,685	
			Total			410,434	375,056	374,361	326,955	416,247
		Industrial Freehold	Acadian Timber	Spruce, Fir, Jack Pine	Logs	48,563	69,124	93,099	77,116	95,258
	Studwood				48,825	61,169	43,971	45,826	39,462	
	AV Nackawic		Spruce, Fir, Jack Pine	Logs	1,136	448	3,661	286	3,636	
				Studwood	67	212	2,582		14	
	Fornebu Lumber		Spruce, Fir, Jack Pine	Logs					185	
	Total				98,591	130,953	143,313	123,228	138,555	
	Marketing Board	CVC - Carleton Victoria	Spruce, Fir, Jack Pine	Logs	29,842	18,007	29,805	46,704	21,170	
				Studwood	3,351	6,942	15,982	19,224	6,068	
		MAD - Madawaska	Spruce, Fir, Jack Pine	Logs			1,678	749		
				Studwood			1,934	1,750	141	
		NSH - North Shore	Spruce, Fir, Jack Pine	Logs			179	286	286	
		NTH - Northumberland	Spruce, Fir, Jack Pine	Logs	1,536	389	209	204	88	
				Studwood	40			1,211	78	
		YSC - York Sunbury Charlotte	Spruce, Fir, Jack Pine	Logs	5,936	2,433	5,958	7,185	350	
				Studwood	53	1,342	1,481	1,610	376	
Total					40,758	29,113	57,226	78,923	28,557	
Total				549,783	535,122	574,900	529,106	583,359		
R.F. Sadler Ltd.	Crown Land	03 - Nepisiguit - Miramichi	Mixed Hardwood	Logs	3,860	3,708	3,682	3,955	5,988	
		05 - Kent	Mixed Hardwood	Logs				332	35	
		07 - Queens - Charlotte - Fu..	Mixed Hardwood	Logs	60	37	444		247	
		08 - York	Mixed Hardwood	Logs	444	1,111	1,426	1,600	2,443	

Table 5. Total Roundwood Deliveries to Licensee/Sub-Licensee Mills by Source

Mill	Overall Source	Wood_Source	Species	Product	Operating Year				
					2023	2022	2021	2020	2019
R.F. Sadler Ltd.	Crown Land	09 - Carleton - Restigouche ..	Mixed Hardwood	Logs	3,201	4,704	7,800	9,970	5,300
		Total			7,565	9,560	13,352	15,857	14,013
	Federal Land	First Nation Reserves	Mixed Hardwood	Logs			290		19
		Total					290		19
	Industrial Freehold	Acadian Timber	Mixed Hardwood	Logs		2,097	2,582	692	584
		AV Nackawic	Mixed Hardwood	Logs		306			
		Total				2,403	2,582	692	584
	Marketing Board	CVC - Carleton Victoria	Mixed Hardwood	Logs	2,478	942	157	131	96
		NTH - Northumberland	Mixed Hardwood	Logs				90	
		SENB - South East New Bru..	Mixed Hardwood	Logs				65	
		YSC - York Sunbury Charlotte	Mixed Hardwood	Logs	167				313
Total				2,645	942	157	286	409	
Total				10,210	12,905	16,381	16,835	15,025	
Ridel Firewood	Crown Land	03 - Nepisiguit - Miramichi	Mixed Hardwood	Fuelwood	1,260	1,260	2,000	1,260	1,250
				Logs					1,250
	Total				1,260	1,260	2,000	1,260	2,500
Total				1,260	1,260	2,000	1,260	2,500	
SBC Cedar Inc.	Crown Land	01 - Upsalquitch	Cedar	Logs		1,749	2,581	3,054	5,784
				Shinglewood	4,643				
		03 - Nepisiguit - Miramichi	Cedar	Shinglewood	981				
				Tree Length		1,455	1,428	2,795	7,462
		07 - Queens - Charlotte - Fundy	Cedar	Logs		680	659	1,216	1,594
				Shinglewood	361				
	09 - Carleton - Restigouche ..	Cedar	Logs		106				
	Total				5,985	3,990	4,668	7,065	14,840
	Import	Maine	Cedar	Logs		3,185	3,600	3,137	2,950
				Shinglewood	374				
	Total				374	3,185	3,600	3,137	2,950
	Industrial Freehold	Acadian Timber	Cedar	Logs		199	706	720	2,370
				Shinglewood	25				
AV Nackawic		Cedar	Logs		6	292	445	1,018	
			Shinglewood	425					

Table 5. Total Roundwood Deliveries to Licensee/Sub-Licensee Mills by Source

Mill	Overall Source	Wood_Source	Species	Product	Operating Year					
					2023	2022	2021	2020	2019	
SBC Cedar Inc.	Industrial Freehold	H.J. Crabbe & Sons	Cedar	Logs		281	467	401	3,210	
				Shinglewood	223					
		J.D. Irving	Cedar	Logs		1,298	2,397	2,436	7,154	
				Shinglewood	477					
	Total				1,150	1,784	3,862	4,002	13,752	
	Marketing Board	CVC - Carleton Victoria	Cedar	Logs		407	477	1,067	941	
				Shinglewood	153					
		MAD - Madawaska	Cedar	Logs			210	33	84	
		NSH - North Shore	Cedar	Logs				235	158	
		YSC - York Sunbury Charlotte	Cedar	Logs			118	170	104	
				Tree Length		36				
	Total				153	443	805	1,505	1,287	
	Total				7,662	9,402	12,935	15,709	32,829	
	Shaw Resources	Crown Land	01 - Upsalquitch	Mixed Hardwood	Pulpwood	214				
Mixed Softwood				Pulpwood	1,254					
Mixed Species				Roundwood Biomass	71					
Other Hardwood				Pulpwood	21					
Poplar				Pulpwood	1,589					
03 - Nepisiguit - Miramichi			Spruce, Fir, Jack Pine	Pulpwood					4,469	
				Mixed Softwood	Pulpwood	2,046	2,287	2,420		
				Poplar	Pulpwood	5,800				
09 - Carleton - Restigouche ..			Spruce, Fir, Jack Pine	Pulpwood				342	4,457	
				Mixed Hardwood	Roundwood Biomass			1,384		
Total				10,995	2,287	2,420	1,726	8,926		
Federal Land		First Nation Reserves		Mixed Hardwood	Pulpwood	64				
				Mixed Softwood	Pulpwood	62				
				Poplar	Pulpwood	24				
		Total				150				
Import		Québec	Spruce, Fir, Jack Pine		Pulpwood					5,508
						Total				
Industrial Freehold		Acadian Timber		Mixed Hardwood	Roundwood Biomass	10,880	23,573	20,457		35,077
				Spruce, Fir, Jack Pine	Roundwood Biomass				29,752	

Table 5. Total Roundwood Deliveries to Licensee/Sub-Licensee Mills by Source

Mill	Overall Source	Wood_Source	Species	Product	Operating Year							
					2023	2022	2021	2020	2019			
Shaw Resources	Industrial Freehold	AV Cell	Birch (Yellow and White)	Pulpwood		775						
			Mixed Softwood	Pulpwood		2,627	2,315					
			Poplar	Pulpwood		1,450						
		Chaleur Sawmills Associates	Mixed Species	Pulpwood		917						
		Fornebu Lumber	Spruce, Fir, Jack Pine	Pulpwood					623			
	Total					10,880	29,342	22,772	29,752	35,700		
	Marketing Board	MAD - Madawaska	Spruce, Fir, Jack Pine	Pulpwood					37			
		NSH - North Shore	Spruce, Fir, Jack Pine	Pulpwood	Birch (Yellow and White)		3,511	843	3,086	4,788		
					Mixed Hardwood	1,573						
					Mixed Softwood	4,109	3,780	12,024				
					Poplar	2,983		3,952	6,400	9,144		
		NTH - Northumberland	Spruce, Fir, Jack Pine	Pulpwood	Spruce, Fir, Jack Pine				13,773	19,242		
					Birch (Yellow and White)				63			
	Poplar							831				
	Total					8,665	7,291	16,819	25,269	33,174		
	Total					30,690	38,920	42,011	56,747	83,308		
Twin Rivers Paper Company Inc. - Edmundston Mill	Crown Land	01 - Upsalquitch	Spruce, Fir, Jack Pine	Pulpwood	242							
					03 - Nepisiguit - Miramichi	Spruce, Fir, Jack Pine	Pulpwood	2,889				
					08 - York	Spruce, Fir, Jack Pine	Pulpwood	4,851				
					09 - Carleton - Restigouche - Tobique	Mixed Hardwood	Roundwood Biomass			249		
								Mixed Softwood	59			
								Spruce, Fir, Jack Pine	19,076	592		
					Total					27,117	592	249
	Import	Québec	Mixed Hardwood	Pulpwood	193							
					Mixed Softwood	Roundwood Biomass			3,138			
							Pulpwood		5,109			
					Spruce, Fir, Jack Pine	Pulpwood	1,746	2,821	6,087			
	Total					6,521	7,930	9,225	5,279	4,148		
	Industrial Freehold	Acadian Timber	Mixed Softwood	Pulpwood	2,488							
Roundwood Biomass					859							

Table 5. Total Roundwood Deliveries to Licensee/Sub-Licensee Mills by Source

Mill	Overall Source	Wood_Source	Species	Product	Operating Year				
					2023	2022	2021	2020	2019
Twin Rivers Paper Company Inc. - Edmundston Mill	Industrial Freehold	Acadian Timber	Poplar	Roundwood Biomass			5,543		
			Spruce, Fir, Jack Pine	Pulpwood	23,092			1,055	
		AV Nackawic	Mixed Softwood	Roundwood Biomass	87				
			Spruce, Fir, Jack Pine	Pulpwood	1,475				
		H.J. Crabbe & Sons	Spruce, Fir, Jack Pine	Pulpwood	2,070				
		J.D. Irving	Spruce, Fir, Jack Pine	Pulpwood	2,140				
		MLM Chipping	Spruce, Fir, Jack Pine	Pulpwood	44,807	61,834	44,108	52,689	76,231
	Total			74,530	64,322	49,651	53,744	76,231	
	Marketing Board	CVC - Carleton Victoria	Mixed Hardwood	Pulpwood		248			
			Mixed Softwood	Roundwood Biomass	708	425	305		
			Spruce, Fir, Jack Pine	Pulpwood	2,139				
		MAD - Madawaska	Mixed Hardwood	Pulpwood	20,964	8,737			
				Roundwood Biomass			8,888		
			Mixed Softwood	Roundwood Biomass	9,365	5,110	14,107		
			Spruce, Fir, Jack Pine	Pulpwood	16,959	58			8,901
	Total			50,135	14,578	23,300		8,901	
	Total			158,303	87,422	82,425	59,023	89,280	
	William F. Tompkins & Sons	Crown Land	05 - Kent	Mixed Hardwood	Logs			209	
			07 - Queens - Charlotte - Fu..	Mixed Hardwood	Logs			849	
			08 - York	Mixed Hardwood	Logs			1,114	
Total							2,172		
Industrial Freehold		Acadian Timber	Mixed Hardwood	Logs			2,963		
		AV Nackawic	Mixed Hardwood	Logs			215		
		H.J. Crabbe & Sons	Mixed Hardwood	Logs			612		
		Total					3,790		
Marketing Board		CVC - Carleton Victoria	Mixed Hardwood	Logs			280		
		Total					280		
Total						6,242			
Grand Total					9,182,147	8,832,344	9,158,175	9,236,361	9,789,975

Table 6. Residue Production by Destination

Units (Residue Pro..	Mill (Residue Prod.)	Destination_Type	Destination Location	Species (Residue Prod.)	Product (Residue Prod.)	Operating Year (Residue Production)				
						2023	2022	2021	2020	2019
Cubic Metres	Arbec Forest Products	Domestic Location	New Brunswick	Hardwood	Sawdust					5,638
					Shavings					7,205
		Softwood	Sawdust	2,831	4,451	6,036	6,512			
			Shavings	2,701	2,750	3,236	3,740			
		Mill	New Brunswick	Hardwood	Sawdust				43,658	
					Shavings				26	
	Total				41,572	37,931	44,423	46,128	56,527	
	AV Cell Inc.	Mill	New Brunswick	Hardwood	Pulpwood Chips	201,616	192,805	12,924	208,346	
					Softwood	Pulpwood Chips	12,910			2,913
		Total				214,526	192,805	12,924	211,259	
	AV Nackawic Inc.	Domestic Location	New Brunswick	Hardwood	Pulpwood Chips	22,765	81,100			
		Export	Maine	Hardwood	Pulpwood Chips	2,691				
		Mill	New Brunswick	Hardwood	Birch (Yellow and White)	Pulpwood Chips		44,723	38,635	124,858
					Pulpwood Chips	670,249	610,419	129,882	641,207	
					Sawmill Chips			201,586		
		Softwood	Pulpwood Chips			6,836		2,095		
	Total				695,705	736,242	376,939	768,160		
	Canusa Cedar Inc.	Domestic Location	New Brunswick Unknown & ..	Softwood	Sawdust	480				
		Export	Québec	Softwood	Sawdust		415			
		Mill	Canusa Cedar Inc.	Softwood	Sawdust			580		
Total					480	415	580			
Clair Industrial Development Corp. Ltd.	Export	Québec	Hardwood	Sawdust					12,160	
				Sawmill Chips					7,600	
			Softwood	Sawdust			102,950	9,755	19,674	
				Sawmill Chips			73,938	71,853	46,603	
	Shavings			36,096	29,266	21,942				
Total						212,984	110,874	107,979		
Delco Forest Products Ltd.	Domestic Location	New Brunswick	Softwood	Sawdust	14,185		18,513	9,402	9,630	
				Sawmill Chips	92,898		1,718			
				Shavings	8,795			1,992	1,715	
	Export	Nova Scotia	Softwood	Pulpwood Chips					16,029	
				Sawdust	8,090			19,684	23,506	
				Sawmill Chips		20,732			92,486	
	Shavings					3,696				
	Mill	Québec	Softwood	Sawmill Chips	11,335					
Mill	Great Northern Timber (Port	Softwood	Sawdust			16,144				

Table 6. Residue Production by Destination

Units (Residue Pro..)	Mill (Residue Prod.)	Destination_Type	Destination Location	Species (Residue Prod.)	Product (Residue Prod.)	Operating Year (Residue Production)				
						2023	2022	2021	2020	2019
Cubic Metres	Delco Forest Products Ltd.	Mill	Great Northern Timber (Port of Dalhousie)	Softwood	Sawmill Chips			3,939		
					Shavings			20,388		
			New Brunswick	Softwood	Sawdust		9,337	15,564	8,809	10,050
					Sawmill Chips		101,410	190,633	91,549	28,051
					Shavings		6,380	7,336	6,669	6,421
		Total			135,303	137,859	274,235	141,801	187,888	
	Devon Lumber Co. Ltd.	Domestic Location	New Brunswick	Softwood	Sawmill Chips					32,061
		Export	Québec	Softwood	Shavings				838	
		Mill	New Brunswick	Softwood	Pulpwood Chips			13,145		
					Sawmill Chips	9,516	9,924		18,374	25,278
					Shavings					1,064
	Total				9,516	9,924	13,145	19,212	58,403	
	Eric Goguen & Sons Ltd.	Domestic Location	New Brunswick	Softwood	Sawdust			2,709	2,864	3,483
					Shavings				387	258
		Export	Europe	Softwood	Sawmill Chips	4,151				
					Sawdust				5,395	
			Nova Scotia	Softwood	Sawmill Chips					5,330
		Mill	Great Northern Timber (Port of Dalhousie)	Softwood	Shavings			5,204		2,221
					Sawdust	3,561				
			New Brunswick	Softwood	Pulpwood Chips				12,900	
					Sawmill Chips	10,674			12,082	7,126
					Shavings					2,219
	Total				19,170		20,813	20,728	20,637	
	Garant, Div. of Hanson Kidde Canada Inc.	Domestic Location	New Brunswick	Hardwood	Sawdust	3,652		7,339		
					Sawmill Chips	4,306	130	8,177		
		Mill	New Brunswick	Hardwood	Sawdust		6,053			
					Sawmill Chips		6,561			
Total				7,958	12,744	15,516				
Groupe Savoie Inc.	Domestic Location	New Brunswick Unknown & ..	Hardwood	Pulpwood Chips	12,684	6,491				
	Export	Europe	Hardwood	Pulpwood Chips					6,455	
				Sawmill Chips				660		
		Maine	Hardwood	Pulpwood Chips	116,546	98,079	115,811	125,105	51,051	
		Port of Belledune - Unknow..	Hardwood	Pulpwood Chips			31,306			
		Québec	Hardwood	Pulpwood Chips	59,512	53,440	55,142		121,006	
	Sawdust			10,868	6,175	4,986				
		Softwood	Shavings				2,991			

Table 6. Residue Production by Destination

Units (Residue Pro..	Mill (Residue Prod.)	Destination_Type	Destination Location	Species (Residue Prod.)	Product (Residue Prod.)	Operating Year (Residue Production)				
						2023	2022	2021	2020	2019
Cubic Metres	Groupe Savoie Inc.	Mill	New Brunswick	Hardwood	Pulpwood Chips	71,298	59,493	50,126	47,810	58,705
					Sawdust		788	948		
					Shavings				965	
		Total				270,908	224,466	258,319	177,531	237,217
	H. J. Crabbe & Sons Ltd.	Export	Maine	Softwood	Sawmill Chips		51,840	56,822	49,738	39,789
		Mill	New Brunswick	Softwood	Sawdust		15,480	18,901	17,870	17,909
					Sawmill Chips		31,612	14,660	18,789	20,536
		Total					98,932	90,383	86,397	78,234
	Industrie Kedgwick	Domestic Location	New Brunswick	Softwood	Sawdust			19,550		
		Export	Québec	Softwood	Sawdust			2,113		
		Mill	New Brunswick	Softwood	Sawmill Chips			122,555		
		Total						144,218		
	Interfor - Bathurst	Domestic Location	New Brunswick	Softwood	Sawdust			633	919	755
					Shavings				600	13,948
			New Brunswick Unknown & ..	Softwood	Sawdust		347			
		Export	Nova Scotia	Softwood	Sawmill Chips					1,032
					Sawdust	39	1,078		4,954	17,151
			Québec	Softwood	Sawmill Chips	43,646	20,815	56,012	28,060	35,739
		Mill	New Brunswick	Softwood	Shavings				11,135	19,923
					Sawdust	52,842	27,964	50,168	18,067	32,037
					Sawmill Chips	122,545	43,806	120,726	118,321	126,658
					Shavings				10,023	6,989
	Total				219,072	94,010	227,539	192,079	254,232	
	Interfor - Belledune	Domestic Location	New Brunswick	Softwood	Sawdust					86
					Shavings	496	89	4,127	148	
			New Brunswick Unknown & ..	Softwood	Shavings		269			
		Export	Québec	Softwood	Sawdust	15,201		5,240	1,581	
Sawmill Chips					10,459					
Shavings							13,542	4,707	7,975	
Mill		New Brunswick	Softwood	Sawdust	32,802	31,032		29,855	32,835	
				Sawmill Chips	185,049	187,119	186,006	87,219	174,211	
				Shavings	14,988	8,825	13,462	7,745	4,672	
				Total			258,995	227,334	222,377	131,255
J.D. Irving - Baker Brook	Domestic Location	New Brunswick	Softwood	Sawdust					147	
				Shavings					656	
	Export	Maine	Softwood	Sawmill Chips					5,077	
		Québec	Softwood	Sawdust					4,144	

Table 6. Residue Production by Destination

Units (Residue Pro..)	Mill (Residue Prod.)	Destination_Type	Destination Location	Species (Residue Prod.)	Product (Residue Prod.)	Operating Year (Residue Production)					
						2023	2022	2021	2020	2019	
Cubic Metres	J.D. Irving - Baker Brook	Export	Québec	Softwood	Sawmill Chips					12,819	
					Shavings					13,284	
		Mill	New Brunswick	Softwood	Sawmill Chips					168	
					Shavings					38	
	Total									36,333	
	J.D. Irving - Chip Plant - Sussex	Domestic Location	New Brunswick	Hardwood	Softwood	Sawmill Chips					2,428
						Hardwood					
		Mill	New Brunswick	Softwood	Sawmill Chips	38	1,898	44,018	42,176	9,389	
					Sawmill Chips	214,226	224,198	520,430	460,724	512,721	
	Total					214,264	226,096	564,448	502,900	524,538	
	J.D. Irving - Grand Lake Timber	Domestic Location	New Brunswick	Softwood	Sawdust	294,584		44,520		28,133	
					Sawmill Chips	10,083					
					Shavings	3,722	63,857		88,861	4,734	
			New Brunswick Trucking / Broker	Softwood	Sawdust			704			
					Shavings		523				
					Sawdust			33,584			
			New Brunswick Unknown & Other	Softwood	Shavings	7,761	30,943				
					Sawdust						
					Shavings						
		Export	Nova Scotia	Softwood	Sawdust			210		275	
					Shavings	59			175	962	
			Prince Edward Island	Softwood	Sawdust			144			
					Shavings	255	710		58		
			Québec	Softwood	Sawdust			28,969		7,495	
					Shavings	10,094	21,183		45,143	14,644	
		Mill	Delco Forest Products Ltd.	Softwood	Sawdust			32			
					Sawdust			20,945		43,662	
	New Brunswick		Softwood	Sawmill Chips	221,139	401,009	444,416	455,470	408,553		
				Shavings	11,059	25,542			28,181		
	Total					558,756	543,767	573,524	589,707	536,639	
	J.D. Irving - Irving Paper	Export	Maine	Softwood	Sawmill Chips	61,808					
			Nova Scotia	Softwood	Sawmill Chips	105,885					
		Mill	Eric Goguen & Sons Ltd.	Softwood	Sawmill Chips	8,595					
New Brunswick			Softwood	Sawmill Chips	543,700						
Total					719,988						
J.D. Irving - Kedgwick	Domestic Location	New Brunswick	Softwood	Sawdust	51,167						
				Sawmill Chips	3,181						
				Shavings				12,731			
	Export	Québec	Softwood	Sawdust	5,005	2,390					
				Shavings				2,484			

Table 6. Residue Production by Destination

Units (Residue Pro.. Cubic Metres	Mill (Residue Prod.)	Destination_Type	Destination Location	Species (Residue Prod.)	Product (Residue Prod.)	Operating Year (Residue Production)				
						2023	2022	2021	2020	2019
	J.D. Irving - Kedgwick	Mill	New Brunswick	Softwood	Sawdust	77				
					Sawmill Chips	100,089	99,250		68,507	
					Shavings		21,234			
		Total	159,519	122,874		83,722				
	J.D. Irving - Russell & Swim Mill	Domestic Location	New Brunswick	Softwood	Sawdust	39,123	16,332	9,284		
					Sawmill Chips				244	
					Shavings	20,775				
			New Brunswick Unknown & ...	Softwood	Sawdust		714	3,651		
					Pulpwood Chips					123
					Sawmill Chips				3,754	
		Export	Québec	Softwood	Shavings					3,126
					Pulpwood Chips					40,596
					Sawdust		25,444	41,009		
					Sawmill Chips	49,358			43,189	
		Mill	New Brunswick	Softwood	Shavings					1,471
					Total	109,256	42,490	53,944	47,187	45,316
					J.D. Irving - Sawmill - Sussex	Domestic Location	New Brunswick	Softwood	Sawdust	31,275
	Sawmill Chips									116,332
	Shavings		13,707							
	New Brunswick Unknown & Other	Softwood	Sawdust	10,679			4,696			
			Shavings			5,514				
			Export	Nova Scotia		Softwood	Sawdust	1,847		
	Shavings				2,652		4,059			
	Mill	New Brunswick	Softwood	Sawdust	2,552			3,256	3,256	
				Sawmill Chips	218,777	110,221	162,418	224,179	107,847	
				Shavings		588	1,866			
	Total	265,130	132,682	182,680	242,744	242,743				
	J.D. Irving - St. Leonard	Domestic Location	New Brunswick	Softwood	Sawdust	272,796	172,941	157,964		129,182
					Sawmill Chips	1,569			378,624	
					Shavings					330
Export		Maine	Softwood	Sawmill Chips		2,766	4,009	6,731		
				Sawdust			26,564	28,906	21,855	
		Québec	Softwood	Sawmill Chips	38,491		28,122	31,631	35,371	
				Shavings					19,908	
Mill		New Brunswick	Softwood	Sawdust	330		431		9,429	
				Sawmill Chips	573,051	520,984	494,764		528,408	
				Shavings				388,021	2,439	

Table 6. Residue Production by Destination

Units (Residue Prod.) Cubic Metres	Mill (Residue Prod.)	Destination_Type	Destination Location	Species (Residue Prod.)	Product (Residue Prod.)	Operating Year (Residue Production)					
						2023	2022	2021	2020	2019	
	Leonard	Total				886,237	696,691	711,854	833,913	746,922	
	J.D. Irving - Utopia Mill	Mill	New Brunswick	Hardwood	Sawmill Chips					3,957	
		Total								3,957	
	J.D. Irving - Veneer Siding	Domestic Location	New Brunswick	Hardwood	Sawdust	18,819		27,413	8,964	11,395	
					Sawmill Chips	108	108	750			
					Shavings		11,251				
				New Brunswick Unknown & ...	Hardwood	Sawmill Chips	1,561	1,561			
		Export	Québec	Hardwood	Sawdust	19,888		12,495	16,087	8,665	
					Sawmill Chips	45,653	45,653	23,187	20,459	23,846	
					Shavings		11,891				
		Mill	New Brunswick	Hardwood	Sawdust	3,549		35,798		4,425	
					Sawmill Chips	13,642	20,170	5,819	36,636	45,322	
					Shavings		2,122				
			Total				103,220	92,756	105,462	82,146	93,653
		John W. Jamer Ltd.	Domestic Location	New Brunswick	Softwood	Sawdust	438	2,025	1,110		
	Sawmill Chips				827	2,188	2,171				
			Tamarack (Larch)	Sawmill Chips	137						
	Mill		New Brunswick	Softwood	Sawdust			2,425			
		Total				1,402	4,213	5,706			
	Junction Lumber Products Inc.	Domestic Location	New Brunswick	Softwood	Sawdust					1,387	
				Sawmill Chips							7,505
		Export	Maine	Softwood	Sawmill Chips			7,043	6,205		
			Nova Scotia	Softwood	Sawdust			316	1,528	964	
			Québec	Softwood	Sawmill Chips	1,151	140	586	252	543	
		Mill	Envirem Organics (Roundw..	Softwood	Sawmill Chips	2,828	11,700				
			New Brunswick	Hardwood	Sawmill Chips	853					
			Softwood	Sawmill Chips	4,340						
		Total				9,172	11,840	7,945	7,985	10,399	
	Littles Lumber (Ashmore - Harvey)	Domestic Location	New Brunswick	Softwood	Sawdust		297	297	1,758	222	
				Sawmill Chips	4,007		7,377	1,419	2,664		
				Shavings		33	33		289		
		Export	Maine	Softwood	Sawmill Chips			44			
			Nova Scotia	Softwood	Sawmill Chips				4,689	4,647	
		Mill	New Brunswick	Softwood	Sawdust	2,441	4,135	4,136	5,755	5,166	
				Sawmill Chips	1,780	88					
				Shavings	1,054	1,054	1,054		588		

Table 6. Residue Production by Destination

Units (Residue Pro.. Cubic Metres	Mill (Residue Prod.)	Destination_Type	Destination Location	Species (Residue Prod.)	Product (Residue Prod.)	Operating Year (Residue Production)				
						2023	2022	2021	2020	2019
	(Ashmore - Harvey)	Total				9,282	12,941	12,941	13,621	13,576
	Maritime Wood Products Inc.	Domestic Location	New Brunswick Unknown & ..	Hardwood	Sawmill Chips		656			
		Export	Europe	Hardwood	Sawmill Chips		2,342			
			Maine	Hardwood	Sawmill Chips		3,174			
		Mill	New Brunswick	Hardwood	Shavings		404			
		Total					6,576			
	Marwood Ltd. - Tracyville	Domestic Location	New Brunswick	Softwood	Sawdust					41
					Sawmill Chips	2,458				
		Mill	New Brunswick	Hardwood	Sawdust				1,358	
				Softwood	Sawdust	22,138		34,113		31,631
		Total				26,169		34,113	1,358	31,672
	Plaster Rock Lumber Company Ltd.	Domestic Location	New Brunswick	Softwood	Sawdust		17,114	11,219	26,143	11,115
					Sawmill Chips	14,632				
					Shavings	4,044	9,864	13,719		15,252
		Export	Québec	Softwood	Sawdust	12,605	8,974	10,152	12,277	16,730
					Shavings	12,453	9,976	7,106	3,872	4,685
		Mill	New Brunswick	Softwood	Sawmill Chips	180,747	184,934	234,133	206,952	242,976
		Total				224,481	230,862	276,329	249,244	290,758
	R.F. Sadler Ltd.	Domestic Location	New Brunswick	Hardwood	Sawdust					1,016
					Sawmill Chips					1,294
				Softwood	Sawmill Chips				3,809	
			New Brunswick Unknown & Other	Hardwood	Sawdust		1,607	1,363		
					Sawmill Chips		1,130	2,162		
				Softwood	Sawmill Chips	2,908				
					Shavings	1,169				
		Export	Maine	Hardwood	Sawmill Chips		2,527	2,648		2,204
			Softwood	Sawmill Chips	2,264			2,417		
		Total				6,341	5,264	6,173	6,226	4,514
	SBC Cedar Inc.	Export	US - United States Finished ..	Softwood	Sawmill Chips	200,000				
		Total					200,000			
	Twin Rivers Paper Company Inc. - Edmundston Mill	Domestic Location	New Brunswick	Softwood	Sawdust					6,439
		Export	Québec	Softwood	Sawdust	9,990	9,660		6,080	8,173
		Mill	Delco Forest Products Ltd.	Softwood	Sawmill Chips		33,385			
			John W. Jamer Ltd.	Softwood	Sawmill Chips		1,932			
			New Brunswick	Softwood	Sawdust	10,250	29,745		13,228	32,174
				Sawmill Chips		1,397,139				

Table 6. Residue Production by Destination

Units (Residue Prod.)	Mill (Residue Prod.)	Destination_Type	Destination Location	Species (Residue Prod.)	Product (Residue Prod.)	Operating Year (Residue Production)				
						2023	2022	2021	2020	2019
Cubic Metres	Edmundston Mill	Total				20,240	1,471,861		19,308	46,786
		Total				5,392,194	5,380,776	4,458,786	4,595,737	3,848,702
Metric Tonnes	Arauco Canada Ltd.	Domestic Location	New Brunswick	Hardwood	Bark / Hogfuel		6,969		6,267	
		Export	Nova Scotia	Hardwood	Bark / Hogfuel				108	
		Mill	Envirem Organics (Roundw..	Hardwood	Bark / Hogfuel	6,986		7,680		
		Total				6,986	6,969	7,680	6,375	
	Arbec Forest Products	Domestic Location	New Brunswick	Softwood	Bark / Hogfuel	28,485	39,834	45,662	35,572	32,357
		Export	Nova Scotia	Softwood	Bark / Hogfuel					11,629
		Mill	New Brunswick	Softwood	Bark / Hogfuel	56,123	58,053	45,792	63,700	64,527
		Total				84,608	97,887	91,454	99,272	108,513
	AV Cell Inc.	Mill	New Brunswick	Hardwood	Bark / Hogfuel	31,706	14,580	28,786	28,788	
				Softwood	Bark / Hogfuel			350	350	
		Total				31,706	14,580	29,136	29,138	
	AV Nackawic Inc.	Mill	New Brunswick	Hardwood	Bark / Hogfuel	139,936	106,000	90,090	107,229	
		Total				139,936	106,000	90,090	107,229	
	Clair Industrial Development Corp. Ltd.	Domestic Location	New Brunswick	Softwood	Bark / Hogfuel					9,143
			New Brunswick Trucking / B..	Softwood	Bark / Hogfuel			9,280		
		Export	Québec	Hardwood	Bark / Hogfuel					6,080
				Softwood	Bark / Hogfuel			108,315	114,436	214,243
	Total						117,595	114,436	229,466	
	Delco Forest Products Ltd.	Domestic Location	New Brunswick	Softwood	Bark / Hogfuel	65,356		70,726	24,801	19,471
			New Brunswick Unknown & ..	Softwood	Bark / Hogfuel			4,000		
		Export	Nova Scotia	Softwood	Bark / Hogfuel					18,978
		Mill	New Brunswick	Softwood	Bark / Hogfuel		5,536		11,304	1,050
	Total				65,356	5,536	74,726	36,105	39,499	
	Devon Lumber Co. Ltd.	Domestic Location	New Brunswick	Softwood	Bark / Hogfuel				7,150	
			New Brunswick Unknown & ..	Softwood	Bark / Hogfuel	5,391	7,988	13,613		
		Export	Maine	Softwood	Bark / Hogfuel	726	1,064			
			Québec	Softwood	Bark / Hogfuel			100		
Total				6,117	9,052	13,713	7,150			
Eric Goguen & Sons Ltd.	Domestic Location	New Brunswick	Softwood	Bark / Hogfuel			1,755	1,515	1,780	
	Total						1,755	1,515	1,780	
Garant, Div. of Hanson Kidde Canada Inc.	Domestic Location	New Brunswick	Hardwood	Bark / Hogfuel	150			210		
		New Brunswick Unknown & ..	Hardwood	Bark / Hogfuel						
	Export	Maine	Hardwood	Bark / Hogfuel	900	1,800	1,920			
	Total				1,050	1,800	2,130			
Groupe Savoie Inc.	Domestic Location	New Brunswick Unknown & ..	Hardwood	Bark / Hogfuel	978					

Table 6. Residue Production by Destination

Units (Residue Pro..)	Mill (Residue Prod.)	Destination_Type	Destination Location	Species (Residue Prod.)	Product (Residue Prod.)	Operating Year (Residue Production)				
						2023	2022	2021	2020	2019
Metric Tonnes	Groupe Savoie Inc.	Export	Québec	Hardwood	Bark / Hogfuel	12,126	10,310	11,239		7,032
		Mill	New Brunswick	Hardwood	Bark / Hogfuel	42,151	54,558	45,633	45,288	58,912
		Total				55,255	64,868	56,872	45,288	65,944
	H. J. Crabbe & Sons Ltd.	Domestic Location	New Brunswick	Softwood	Bark / Hogfuel				662	1,556
			New Brunswick Unknown & ...	Softwood	Bark / Hogfuel		116	388		
		Export	Maine	Softwood	Bark / Hogfuel		193			
		Mill	New Brunswick	Softwood	Bark / Hogfuel		18,442	18,973	16,078	16,296
		Total					18,751	19,361	16,740	17,852
	Industrie Kedgwick	Domestic Location	New Brunswick	Softwood	Bark / Hogfuel			173		
		Export	Québec	Softwood	Bark / Hogfuel			1,753		
		Mill	New Brunswick	Softwood	Bark / Hogfuel			34,210		
		Total						36,136		
	Interfor - Bathurst	Domestic Location	New Brunswick	Softwood	Bark / Hogfuel		6,716	12,304	8,444	6,393
			New Brunswick Unknown & ...	Softwood	Bark / Hogfuel	1,705	1,358			
		Export	Nova Scotia	Softwood	Bark / Hogfuel					15,428
			Québec	Softwood	Bark / Hogfuel			1,495		
		Mill	New Brunswick	Softwood	Bark / Hogfuel	19,941	95,499	46,034	42,089	40,184
		Total				21,646	103,573	59,833	50,533	62,005
	Interfor - Belledune	Domestic Location	New Brunswick	Softwood	Bark / Hogfuel	36,635	32,239	33,277	33,460	28,293
		Export	Nova Scotia	Softwood	Bark / Hogfuel					4,620
		Mill	New Brunswick	Softwood	Bark / Hogfuel	2,069	1,862	39,882	15,829	29,372
		Total				38,704	34,101	73,159	49,289	62,285
	J.D. Irving - Baker Brook	Export	Maine	Softwood	Bark / Hogfuel					1,992
		Mill	New Brunswick	Softwood	Bark / Hogfuel					15,200
		Total								17,192
	J.D. Irving - Chip Plant - Sussex	Domestic Location	New Brunswick	Softwood	Bark / Hogfuel					259
		Export	Nova Scotia	Softwood	Bark / Hogfuel					63
Mill		New Brunswick	Softwood	Bark / Hogfuel	109,904	58,889	54,040	69,028	72,372	
Total					109,904	58,889	54,040	69,028	72,694	
J.D. Irving - Grand Lake Timber	Domestic Location	New Brunswick	Softwood	Bark / Hogfuel		16,341	1,784	465	195	
		New Brunswick Unknown & ...	Softwood	Bark / Hogfuel	102	241				
	Export	Prince Edward Island	Softwood	Bark / Hogfuel		54				
	Mill	New Brunswick	Softwood	Bark / Hogfuel	17,142	69,876	65,691	40,378	14,878	
	Total				17,244	86,512	67,475	40,843	15,073	
J.D. Irving - Kedgwick	Domestic Location	New Brunswick	Softwood	Bark / Hogfuel	5,180					
	Export	Québec	Softwood	Bark / Hogfuel	4,194	474		6,998		
	Mill	New Brunswick	Softwood	Bark / Hogfuel	46,726	34,733		32,750		

Table 6. Residue Production by Destination

Units (Residue Pro.. Metric Tonnes	Mill (Residue Prod.)	Destination_Type	Destination Location	Species (Residue Prod.)	Product (Residue Prod.)	Operating Year (Residue Production)				
						2023	2022	2021	2020	2019
J.D. Irving - Kedgwick	Total					56,100	35,207		39,748	
	Domestic Location	New Brunswick	Softwood	Bark / Hogfuel	712					
J.D. Irving - Russell & Swim Mill	Mill	New Brunswick	Softwood	Bark / Hogfuel	2,066	880	1,509			
	Total				2,778	880	1,509			
J.D. Irving - Sawmill - Sussex	Domestic Location	New Brunswick	Softwood	Bark / Hogfuel	3,818	335		365	4,422	
		New Brunswick Unknown & ...	Softwood	Bark / Hogfuel	32	392	944			
	Export	Nova Scotia	Softwood	Bark / Hogfuel				11,883	11,883	
	Mill	New Brunswick	Softwood	Bark / Hogfuel	90,572	67,307	53,265	66,805	62,748	
	Total				94,422	68,034	54,209	79,053	79,053	
J.D. Irving - St. Leonard	Domestic Location	New Brunswick	Softwood	Bark / Hogfuel	20,420		32,472		28,364	
		New Brunswick Trucking / B..	Softwood	Bark / Hogfuel			3,049			
		New Brunswick Unknown & ...	Softwood	Bark / Hogfuel	41,392	35				
	Export	Québec	Softwood	Bark / Hogfuel	15,888		944	5,090		
	Mill	New Brunswick	Softwood	Bark / Hogfuel	26,126	52,663	32,065	32,408	56,293	
Total				103,826	52,698	68,530	37,498	84,657		
J.D. Irving - Utopia Mill	Mill	New Brunswick	Hardwood	Bark / Hogfuel					6,165	
	Total								6,165	
J.D. Irving - Veneer Siding	Domestic Location	New Brunswick	Hardwood	Bark / Hogfuel			895	631		
	Export	Québec	Hardwood	Bark / Hogfuel	12,308	12,308	11,077	9,180	1,162	
	Mill	New Brunswick	Hardwood	Bark / Hogfuel	10,958	7,504	8,080	11,236	21,441	
	Total				23,266	19,812	20,052	21,047	22,603	
John W. Jamer Ltd.	Domestic Location	New Brunswick	Softwood	Bark / Hogfuel		1,015				
	Mill	New Brunswick	Softwood	Bark / Hogfuel			625			
	Total					1,015	625			
Junction Lumber Products Inc.	Domestic Location	New Brunswick	Softwood	Bark / Hogfuel					4,642	
	Export	Maine	Softwood	Bark / Hogfuel			4,165	4,385		
		Québec	Softwood	Bark / Hogfuel	682		193	21		
	Mill	Envirem Organics (Roundwood Only)	Hardwood	Bark / Hogfuel	312					
		New Brunswick	Softwood	Bark / Hogfuel	6,262					
Total				8,658		4,358	4,406	4,642		
Littles Lumber (Ashmore - Harvey)	Domestic Location	New Brunswick	Softwood	Bark / Hogfuel			60	966	80	
	Export	Maine	Softwood	Bark / Hogfuel	1,260	2,309	2,310	2,130	2,130	
	Mill	New Brunswick	Softwood	Bark / Hogfuel	30	30			806	
	Total				1,290	2,339	2,370	3,096	3,016	
Maibec - Balmoral	Domestic Location	New Brunswick	Softwood	Bark / Hogfuel				48,630		
	Mill	New Brunswick	Softwood	Bark / Hogfuel			48,630			

Table 6. Residue Production by Destination

Units (Residue Pro.. Metric Tonnes	Mill (Residue Prod.)	Destination_Type	Destination Location	Species (Residue Prod.)	Product (Residue Prod.)	Operating Year (Residue Production)						
						2023	2022	2021	2020	2019		
	Maibec - Balmoral	Total						48,630	48,630			
	Maritime Wood Products Inc.	Mill	New Brunswick	Hardwood	Bark / Hogfuel		1,289					
		Total					1,289					
	Marwood Ltd. - Tracyville	Domestic Location		New Brunswick Trucking / B..	Softwood	Bark / Hogfuel			62			
		Export		Maine	Softwood	Bark / Hogfuel	358					
		Mill		New Brunswick	Softwood	Bark / Hogfuel	8,389		1,850		1,522	
		Total					8,747		1,912		1,522	
	Plaster Rock Lumber Company Ltd.	Mill		New Brunswick	Softwood	Bark / Hogfuel	62,399	54,015	70,915	66,557	64,802	
		Total					62,399	54,015	70,915	66,557	64,802	
	R.F. Sadler Ltd.	Domestic Location		New Brunswick	Softwood	Bark / Hogfuel				1,273	709	
				New Brunswick Unknown & Other	Hardwood	Bark / Hogfuel		1,675	1,731			
					Softwood	Bark / Hogfuel	2,018					
		Total					2,018	1,675	1,731	1,273	709	
	Twin Rivers Paper Company Inc. - Edmundston Mill	Domestic Location		New Brunswick Unknown & ..	Softwood	Bark / Hogfuel		27,127				
		Export		Québec	Hardwood	Bark / Hogfuel		42,940				
		Mill		Delco Forest Products Ltd.	Softwood	Bark / Hogfuel		9,702				
				J.D. Irving - Veneer Siding	Hardwood	Bark / Hogfuel		8,065				
				John W. Jamer Ltd.	Softwood	Bark / Hogfuel		477				
				New Brunswick	Softwood	Bark / Hogfuel		275,871				
				R.F. Sadler Ltd.	Hardwood	Bark / Hogfuel		1,992				
	Total						366,174					
	Total						942,016	1,211,656	1,069,996	974,249	959,472	

Table 7. Domestic Residue Delivery by Source

Units (ResDel)	Mill (Residue Delivery)	Overall Source (Residue Delivery)	Species Group (Resid..)	Product (Residue Delivery)	Operating Year (Residue Delivery)				
					2023	2022	2021	2020	2019
Cubic Metres	Arauco Canada Ltd.	Mill	Hardwood	Sawdust	1,998	2,431	4,497	7,184	8,823
				Sawmill Chips	2,497	3,429	4,844	7,401	1,580
				Shavings					3,296
			Softwood	Sawdust			304		16,872
				Shavings					62,575
			Total				4,495	5,860	9,645
	AV Cell Inc.	Mill	Hardwood	Sawmill Chips	48,936	47,633	44,438	31,860	271,451
				Softwood	Sawmill Chips	208,998	196,678	104,444	311,293
			Total				257,934	244,311	148,882
	AV Nackawic Inc.	Mill	Hardwood	Sawmill Chips	23,282	28,964	21,888	7,331	35,244
				Total				23,282	28,964
	Clair Industrial Development Corp. Ltd.	Domestic Location	Hardwood	Sawmill Chips	12,780	11,020			
				Total				12,780	11,020
	Groupe Savoie Inc.	Industrial Freehold	Softwood	Sawdust	503				
				Marketing Board	793				
		Mill	Hardwood	Sawdust		4,401	32,537	1,226	
				Shavings				1,939	
			Softwood	Sawdust		41,450	636	37,189	43,085
		Shavings						851	
	Total				1,296	45,851	33,173	40,354	43,936
H. J. Crabbe & Sons Ltd.	Mill	Softwood	Sawdust	23,565	1,070	1,965			
			Sawmill Chips	43,358					
			Shavings				2,187		
			Total				66,923	1,070	1,965
J.D. Irving - IP&P	Mill	Hardwood	Pulpwood Chips					15,268	
			Sawmill Chips	47,330	3,134			18,755	
		Softwood	Pulpwood Chips					499,934	
			Sawmill Chips	1,239,818	1,143,349	1,082,048	116,675	338,645	
		Total				1,287,148	1,146,483	1,082,048	116,675
J.D. Irving - Irving Paper	Mill	Softwood	Sawmill Chips			610,000	677,556	747,250	
Total						610,000	677,556	747,250	

Table 7. Domestic Residue Delivery by Source

Units (ResDel)	Mill (Residue Delivery)	Overall Source (Residue Delivery)	Species Group (Resid..)	Product (Residue Delivery)	Operating Year (Residue Delivery)				
					2023	2022	2021	2020	2019
Cubic Metres	J.D. Irving - Kedgwick	Domestic Location	Softwood	Shavings		23,726			
		Total				23,726			
	J.D. Irving - Utopia Mill	Mill	Hardwood	Sawmill Chips	2,456	8,205	600	17,079	
		Total			2,456	8,205	600	17,079	
	John W. Jamer Ltd.	Crown Land	Softwood	Sawdust			1,110		
				Sawmill Chips			1,315		
	Total						2,425		
	Marwood Ltd. - Tracyville	Crown Land	Softwood	Sawdust		2,269			
				Shavings		623			
		Mill	Softwood	Sawdust			3,229	2,156	
				Shavings			1,054		
	Total				2,892	4,283	2,156		
	Shaw Resources	Crown Land	Softwood	Pulpwood Chips				342	
		Industrial Freehold	Softwood	Sawdust	48,295				
				Sawmill Chips	20,595				
		Marketing Board	Hardwood	Pulpwood Chips				9,486	
			Softwood	Pulpwood Chips				13,810	
		Mill	Softwood	Pulpwood Chips		24,389			
				Sawdust	64	101,317	108,615	165,045	122,577
				Sawmill Chips	12,690		3,113	2,415	
Total				82,978	144,919	124,738	243,165	122,577	
Twin Rivers Paper Company Inc. - Edmundston Mill	Mill	Hardwood	Sawmill Chips	27,087					
		Softwood	Pulpwood Chips	227,421					
			Sawmill Chips	445,417		643,145		558,261	
Total				699,925		643,145		558,261	
William F. Tompkins & Sons	Domestic Location	Hardwood	Sawmill Chips			167			
	Mill	Hardwood	Sawdust			120			
			Sawmill Chips			1,901			
Total						2,188			
Total				2,439,217	1,663,301	2,684,980	1,464,241	2,764,846	

Table 7. Domestic Residue Delivery by Source

Units (ResDel)	Mill (Residue Delivery)	Overall Source (Residue Delivery)	Species Group (Resid..)	Product (Residue Delivery)	Operating Year (Residue Delivery)					
					2023	2022	2021	2020	2019	
Metric Tonnes	AV Cell Inc.	Mill	Hardwood	Bark / Hogfuel		15,030	14,003	17,477		
			Softwood	Bark / Hogfuel	14,938	13,020	9,583	1,364	2,975	
		Total			14,938	28,050	23,586	18,841	2,975	
	AV Nackawic Inc.	Mill		Hardwood	Bark / Hogfuel	85	125	1,467	7,965	16,381
				Softwood	Bark / Hogfuel		1,794	10,217	11,789	9,496
		Total			85	1,919	11,684	19,754	25,877	
	Clair Industrial Development Corp. Ltd.	Domestic Location		Softwood	Bark / Hogfuel			9,280		
		Total						9,280		
	Groupe Savoie Inc.	Crown Land		Hardwood	Forest Biomass	49,494	39,277	14,728	25,748	26,388
		Industrial Freehold		Hardwood	Forest Biomass		16,313	21,293	37,816	36,263
				Softwood	Forest Biomass	16,669				
		Marketing Board		Hardwood	Forest Biomass	828	450			
		Total				66,991	56,040	36,021	63,564	62,651
	H. J. Crabbe & Sons Ltd.	Domestic Location		Softwood	Bark / Hogfuel	347				
		Mill		Softwood	Bark / Hogfuel	15,610				
		Total				15,957				
	J.D. Irving - IP&P	Crown Land		Softwood	Bark / Hogfuel	12,268		12,214		
		Domestic Location		Softwood	Bark / Hogfuel			4,876		
		Industrial Freehold		Softwood	Bark / Hogfuel	4,858				
		Mill		Softwood	Bark / Hogfuel	249,944	181,686	194,938	249,335	218,345
		Total				267,070	181,686	212,028	249,335	218,345
J.D. Irving - Sawmill - Sussex	Mill		Softwood	Bark / Hogfuel	1,997					
	Total				1,997					
J.D. Irving - Utopia Mill	Crown Land		Softwood	Bark / Hogfuel	10,620		7,237			
	Industrial Freehold		Softwood	Bark / Hogfuel	9,518	8,409	4,505			
	Marketing Board		Softwood	Bark / Hogfuel		2,761		908		
	Mill		Hardwood	Bark / Hogfuel			9,168			
			Softwood	Bark / Hogfuel	48,725	53,810	24,374	51,329		
Total				68,863	64,980	45,284	52,237			
John W. Jamer Ltd.	Crown Land		Softwood	Bark / Hogfuel			625			
	Total						625			

Table 7. Domestic Residue Delivery by Source

Units (ResDel)	Mill (Residue Delivery)	Overall Source (Residue Delivery)	Species Group (Resid..)	Product (Residue Delivery)	Operating Year (Residue Delivery)					
					2023	2022	2021	2020	2019	
Metric Tonnes	Shaw Resources	Crown Land	Softwood	Bark / Hogfuel	101					
		Industrial Freehold	Hardwood	Forest Biomass				35,417		
			Softwood	Bark / Hogfuel	1,798					
		Mill	Softwood	Bark / Hogfuel	5,211	1,155		10,078		
	Total				7,110	1,155		45,495		
	Twin Rivers Paper Company Inc. - Edmundston Mill	Crown Land	Hardwood	Forest Biomass				2,021		
			Softwood	Forest Biomass		10,090	1,745		9,926	
		Domestic Location	Hardwood	Bark / Hogfuel		21,550		18,911	33,985	
				Forest Biomass			13,833		50,129	
			Softwood	Bark / Hogfuel		780		26,851		320
				Forest Biomass		159,160	69,173	50,284		734
		Industrial Freehold	Hardwood	Forest Biomass	5,720	10,009	1,273	3,058	15,265	
		Marketing Board	Hardwood	Forest Biomass			4,422		45,729	
			Softwood	Bark / Hogfuel						9,423
		Mill		Hardwood	Forest Biomass					20,336
			Bark / Hogfuel			45,574		42,801	97,940	75,836
			Softwood	Forest Biomass						3,155
				Bark / Hogfuel		226,073		232,070	208,642	251,140
		Total				475,302	112,581	399,936	444,659	382,980
	William F. Tompkins & Sons	Mill	Hardwood	Bark / Hogfuel				1,282		
		Total						1,282		
	Total				918,313	446,411	739,726	893,885	692,828	

Table 8. Roundwood Imports by Wood Source

Overall Source	Species (group)	Product	Wood Source (grp)	Operating Year				
				2023	2022	2021	2020	2019
Import	Hardwood	Full Tree Chips	Maine		5,085	6,182		77,635
			Nova Scotia	188		59	869	49,139
		Lathwood	Quebec	750				
		Logs	MA - Massachussetts	1,343				
			Maine	91,448	96,984	110,621	65,899	68,400
			NH - New Hampshire			90		
			Nova Scotia					621
			Quebec	9,793	9,806	7,722	9,932	27,107
		Pulpwood	Maine	34,228	18,629	34,536	16,852	810
			Nova Scotia	4,967	3,419	5,880	31,195	5,388
			Prince Edward Island	11,695	11,725	11,511	14,010	18,597
			Quebec	193	210		634	1,049
		Roundwood Biomass	Quebec			3,138		
		Total		154,605	145,858	179,739	139,391	248,746
	Softwood	Full Tree Chips	Maine					29,429
		Lathwood	Quebec			1,594		
		Logs	Maine	146,162	149,584	139,515	168,230	187,996
			Nova Scotia	1,539	310	631		182
			Prince Edward Island	5,335			1,054	3,853
			Quebec	8,056	5,064	7,623	15,274	17,214
		Poles	Connecticut	9,984	5,214	9,266	3,174	868
			Maine				522	606
			ME - Maine Trucking/Broker	2,064	636			
			New York	607	1,396		701	
			NJ - New Jersey			1,892		
			Quebec	172				
			South Carolina	1,305	1,230	1,213		
US - United States Finished ..	932	598						
Pulpwood	Maine			1,700				
	Nova Scotia				30			
	Quebec	5,712	7,820		5,279	9,656		
Roundwood Biomass	Quebec	1,746	2,821	6,087				

Table 8. Roundwood Imports by Wood Source

Overall Source	Species (group)	Product	Wood Source (grp)	Operating Year				
				2023	2022	2021	2020	2019
Import	Softwood	Shinglewood	Maine	9,518	7,436	1,920	8,654	14,584
			Quebec	926	156	9,367	797	190
		Studwood	Maine	20,300	4,112		53,628	76,636
			Nova Scotia	37	3			
			Prince Edward Island	8,973			608	
			Quebec	23,391	16,935	18,495	24,121	124,808
		Total	246,759	203,315	199,303	282,072	466,022	
		Total	401,364	349,173	379,042	421,463	714,768	

Table 9. Residue Imports by Source

Units (ResDel)	Species Group (Resid..)	Product (Residue Deli..)	Import Source	Operating Year (Residue Delivery)				
				2023	2022	2021	2020	2019
Cubic Metres	Hardwood	Sawdust	Quebec	21,956	2,431	6,036	3,188	
		Sawmill Chips	Maine	3,455	104,067	23,837	12,497	34,710
			ME - Sappi	491				
			Quebec	9,678	8,265			825
		Shavings	Quebec		43,355			
	Total			35,580	158,118	29,873	15,685	35,535
	Softwood	Pulpwood Chips	Maine	81,340				
			Quebec					8,800
		Sawdust	Maine	2,407	605			338
			Quebec	54,443	18,879	18,304	52,996	37,834
		Sawmill Chips	Maine	199,057		147,089	513,474	221,415
			Nova Scotia	36,618	64,473	87,342	33,345	40,978
			Quebec	654,343	122,160	520,406	230,980	579,227
		Shavings	Maine					14,139
	Nova Scotia						4,443	
	Quebec		10,021	24,070	2,248	2,104		
	Total			1,028,208	216,138	797,211	833,043	909,278
Total			1,063,788	374,256	827,084	848,728	944,813	
Metric Tonnes	Hardwood	Bark / Hogfuel	Maine			712	365	19,300
			Quebec	37,679	2,681	60,915	2,226	84,632
		Forest Biomass	Europe	222	86			
			Maine	77,808		52,246	58,457	82,446
	Quebec			20,435				
	Total			115,709	2,767	134,308	61,048	186,378
	Softwood	Bark / Hogfuel	Maine	51,640	112	131,466	5,455	45,178
			Nova Scotia	35		95	1,492	
			Quebec	368,449	164,795	259,143	34,407	498,871
		Forest Biomass	Maine		67,708			
Quebec	929							
Total			421,053	232,615	390,704	41,354	544,049	
Total			536,762	235,382	525,012	102,402	730,427	

Table 10. Roundwood Exports by Overall Source

Overall Source	Species	Product	Export Destination	Operating Year					
				2023	2022	2021	2020	2019	
Crown Land	Mixed Hardwood	Pulpwood	Quebec	36,652	55,478	13	21,885	26,941	
			Turkey					367	
		Total	36,652	55,478	13	21,885	27,308		
	Poplar	Logs	Quebec	5,466					
		Pulpwood	Maine			429	3,203		
			Quebec		27,026				
		Total	5,466	27,026	429	3,203			
	Total	42,118	82,504	442	25,088	27,308			
	Industrial Freehold	Cedar	Logs	Maine			1,402		
				Quebec			3,081		
Shinglewood			Quebec	508	996	5,875		3,955	
Studwood			Maine	819		798	2,834	1,883	
			Quebec				898		
Tree Length			Quebec	80					
Total		1,407	996	11,156	3,732	5,838			
Mixed Hardwood		Full Tree Chips	Quebec	13,059		7,580			
		Logs	Maine	1,883	30,770	941	3,246	2,770	
			Quebec	21,916	40,530	13,707	15,349	15,067	
		Pulpwood	Maine	71,730	81,804	58,418	164,940	159,592	
			Quebec	44,078	68,982	44,471	24,116	43,277	
		Roundwood Biomass	Quebec		8,156				
		Studwood	Maine			3,894	2,433		
			Quebec			33,621	36,957		
		Tree Length	Maine	40,915	56,052	31,725	5,080	4,502	
		Veneer	Maine	7,132	10,296	22,391	6,313	5,981	
			Michigan		12		3	32	
			Ontario			79	531		
			Quebec	1,123	4,798	1,843	1,680	1,192	
	Total	201,836	301,400	218,670	261,339	232,413			
Mixed	Logs	Quebec					14,651		

Table 10. Roundwood Exports by Overall Source

Overall Source	Species	Product	Export Destination	Operating Year				
				2023	2022	2021	2020	2019
Industrial Freehold	Mixed Softwood	Pulpwood	Maine	2,179				
		Total		2,179				14,651
	Poplar	Logs	Quebec		5,336	6,476	1,905	3,100
		Pulpwood	Maine	109,083	153,230	132,998	63,832	85,890
		Tree Length	Maine		388	32	33	
		Total		109,083	158,954	139,506	65,770	88,990
	Red Pine	Logs	Quebec	154	6,648	4,012	120	224
		Total		154	6,648	4,012	120	224
	Spruce, Fir, Jack Pine	Logs	Maine		3,232			
			Quebec	12,915	31,466	17,172	14,724	3,700
		Pulpwood	Maine				3,926	565
			Nova Scotia					544
		Studwood	Quebec		164			
			Maine		23,384	29,521	8,438	
			Nova Scotia	415	110,882	83,726	78,709	7,170
		Tree Length	Quebec	17,979	31,486	32,323	51,225	34,918
			Maine				3,150	5,243
	Total		31,309	200,614	162,742	160,172	52,140	
	Tamarack (Larch)	Pulpwood	Quebec			155		
		Total				155		
White Pine	Logs	Maine			2,658			
		Nova Scotia		3,878				
		Quebec	1,018	3,942	1,370	601	1,714	
	Total		1,018	7,820	4,028	601	1,714	
Total		346,986	676,432	540,269	491,734	395,970		
Marketing Board	Birch (Yellow and White)	Logs	Maine	29				
		Total		29				
	Cedar	Logs	Maine	1,355	2,263	1,887	3,011	4,844
			Ontario	43				
			Quebec	201				
		US - United States Finished ..				122		

Table 10. Roundwood Exports by Overall Source

Overall Source	Species	Product	Export Destination	Operating Year				
				2023	2022	2021	2020	2019
Marketing Board	Cedar	Shinglewood	Maine			8		65
		Tree Length	Maine	660	1,814	1,052	1,077	3,570
		Total		2,259	4,085	3,061	4,088	8,479
	Hemlock	Logs	Nova Scotia				78	
		Pulpwood	Maine	23				
		Studwood	Maine		38			
			Nova Scotia					249
		Total		23	38		78	249
	Mixed Hardwood	Logs	Europe		204	203		
			Maine	1,251	810	5,857	901	3,580
			Nova Scotia	465	93	10,729	39	430
			Quebec	14,357	7,077	5,935	3,375	3,197
		Pulpwood	Europe	2,148	1,197	2,833		
			Maine	124,449	127,341	115,289	57,104	78,918
			Nova Scotia		1,879	30	435	284
			Port of Belledune - Unknow..					26
		Quebec			229	242		
		Tree Length	Maine	145	108	46		104
		Veneer	Maine	45	161	309	213	258
	Total		142,860	138,870	141,460	62,309	86,797	
	Mixed Softwood	Logs	Maine		3,742			
			Quebec		596			
		Pulpwood	Maine		1,677			
		Studwood	Maine		841			
			Nova Scotia		865			
		Tree Length	Maine		953			
	Total			8,674				
Mixed Species	Pulpwood	Maine	485	7,214				
	Total		485	7,214				
Other Hardwood	Pulpwood	Europe		739				
		Quebec				212		

Table 10. Roundwood Exports by Overall Source

Overall Source	Species	Product	Export Destination	Operating Year				
				2023	2022	2021	2020	2019
Marketing Board	Hardwood	Total			739	212		
	Poplar	Logs	Europe		2,113			
			Maine	2,358		3,907		31
			Quebec	384	3,517	9,266	2,792	8,231
		Pulpwood	Europe	2,036	2,556	324		
			Maine	51,807	31,929	36,689	48,208	47,033
			Nova Scotia			48		192
		Quebec	756	2,742	4,283	1,129	1,266	
	Tree Length	Maine	9,575	11,807	16,914	5,886	9,545	
	Total		66,916	54,664	71,431	58,015	66,298	
	Red Pine	Logs	Maine				557	
			Quebec				136	59
		Pulpwood	Maine			966		162
		Studwood	Nova Scotia					421
			Quebec				278	20
		Total				966	971	662
	Spruce	Pulpwood	Maine					69
		Total						69
	Spruce, Fir, Jack Pine	Logs	Maine	15,801	38,119	22,381	4,094	4,454
			Nova Scotia		673	899	136	2,678
			Quebec	16,110	10,944	16,858	2,595	2,957
		Pulpwood	Maine	7,568	7,411	8,977	17,390	15,941
			Nova Scotia	36		2,890		16,302
			Port of Belledune - Unknow..					226
		Studwood	Europe		427			
			Maine	2,548	27,864	38,478	20,797	7,966
			Nova Scotia	1,728	5,501	84,304	36,141	48,624
Quebec		3,121	4,715	4,787	1,638	143		
Tree Length		Maine	10,756	16,511	14,236	15,227	10,094	
Total		57,668	112,165	193,810	98,018	109,385		
Sugar Maple	Veneer	Maine			18			

Table 10. Roundwood Exports by Overall Source

Overall Source	Species	Product	Export Destination	Operating Year				
				2023	2022	2021	2020	2019
Marketing Board	Sugar Maple	Total				18		
	Tamarack (Larch)	Logs	Maine				29	
			Nova Scotia				136	61
		Pulpwood	Nova Scotia					100
			Total				165	161
	White Birch	Logs	Maine	505	130	99		
			Europe	37				
		Pulpwood	Maine	262				
			Total	804	130	99		
	White Pine	Logs	Nova Scotia				65	
		Total					65	
		Total		271,044	326,579	411,057	223,709	272,100
	Grand Total			660,148	1,085,515	951,768	740,531	695,378

Table 11. Licensee / Sub-licensee Mill Percentages by Source

Mill	Overall Source	Operating Year				
		2023	2022	2021	2020	2019
Arauco Canada Ltd.	Crown Land	69.44%	78.18%	76.43%	82.03%	73.84%
	Federal Land			0.36%	0.60%	
	Import	25.22%	20.40%	22.44%	15.67%	25.93%
	Marketing Board	5.34%	1.41%	0.77%	1.70%	0.22%
	Total	100.00%	100.00%	100.00%	100.00%	100.00%
Arbec Forest Products	Crown Land	61.38%	60.36%	56.94%	54.70%	60.50%
	Federal Land			0.54%	0.01%	0.27%
	Import	2.68%	2.48%	2.81%	4.25%	4.07%
	Industrial Freehold	0.14%	0.17%	0.23%	0.37%	0.20%
	Marketing Board	35.80%	36.99%	39.48%	40.67%	34.96%
	Total	100.00%	100.00%	100.00%	100.00%	100.00%
AV Cell Inc.	Crown Land	97.46%	96.59%	93.14%	92.41%	91.02%
	Import	0.56%	1.32%			
	Industrial Freehold	1.34%	1.76%	0.92%	7.05%	8.38%
	Marketing Board	0.64%	0.33%	5.94%	0.54%	0.60%
	Total	100.00%	100.00%	100.00%	100.00%	100.00%
AV Nackawic Inc.	Crown Land	60.82%	59.57%	60.44%	52.05%	59.04%
	Federal Land	0.09%		0.03%	0.40%	1.69%
	Import				0.09%	0.02%
	Industrial Freehold	27.47%	25.46%	21.48%	26.15%	19.94%
	Marketing Board	11.62%	14.97%	18.06%	21.32%	19.31%
	Total	100.00%	100.00%	100.00%	100.00%	100.00%
Canusa Cedar Inc.	Crown Land	62.28%	51.34%	65.18%	49.49%	68.87%
	Import		33.60%	16.88%	10.57%	0.73%
	Industrial Freehold	33.15%	13.60%	17.65%	39.38%	29.41%
	Marketing Board	4.57%	1.46%	0.29%	0.56%	0.98%
	Total	100.00%	100.00%	100.00%	100.00%	100.00%
Clair Industrial Development Corp. Ltd.	Crown Land	37.09%	27.66%	27.22%	32.14%	31.01%
	Import	26.16%	33.13%	32.18%	44.19%	44.56%
	Industrial Freehold	21.00%	20.69%	18.35%	14.34%	22.10%
	Marketing Board	15.76%	18.51%	22.26%	9.33%	2.33%
	Total	100.00%	100.00%	100.00%	100.00%	100.00%

Table 11. Licensee / Sub-licensee Mill Percentages by Source

Mill	Overall Source	Operating Year				
		2023	2022	2021	2020	2019
Delco Forest Products Ltd.	Crown Land	56.28%	59.32%	53.50%	45.05%	44.54%
	Federal Land			0.33%		0.31%
	Import				0.17%	
	Industrial Freehold			2.98%		
	Marketing Board	43.72%	40.68%	43.19%	54.78%	55.16%
	Total	100.00%	100.00%	100.00%	100.00%	100.00%
Devon Lumber Co. Ltd.	Crown Land	50.08%	27.87%	23.48%	65.27%	71.14%
	Federal Land		2.22%			0.29%
	Industrial Freehold	0.38%	0.08%	2.72%	3.11%	2.28%
	Marketing Board	49.54%	69.83%	73.79%	31.63%	26.28%
	Total	100.00%	100.00%	100.00%	100.00%	100.00%
Eric Goguen & Sons Ltd.	Crown Land	40.19%	31.87%	37.68%	58.62%	41.91%
	Federal Land	13.79%				
	Import	13.10%				
	Marketing Board	32.91%	68.13%	62.32%	41.38%	58.09%
	Total	100.00%	100.00%	100.00%	100.00%	100.00%
Garant, Div. of Hanson Kidde Canada Inc.	Crown Land	0.77%	2.58%	0.19%		
	Import	84.97%	86.30%	76.83%		
	Industrial Freehold	9.80%	6.43%	8.91%		
	Marketing Board	4.46%	4.69%	14.07%	100.00%	100.00%
	Total	100.00%	100.00%	100.00%	100.00%	100.00%
Groupe Savoie Inc.	Crown Land	74.82%	81.53%	77.32%	84.86%	85.22%
	Import	3.34%	3.28%	2.48%	2.33%	2.70%
	Industrial Freehold	14.02%	9.79%	8.10%	8.83%	7.46%
	Marketing Board	7.82%	5.41%	12.11%	3.97%	4.62%
	Total	100.00%	100.00%	100.00%	100.00%	100.00%
H. J. Crabbe & Sons Ltd.	Crown Land	45.86%	32.93%	34.30%	54.02%	46.27%
	Industrial Freehold	47.66%	60.48%	38.77%	30.28%	43.04%
	Marketing Board	6.49%	6.59%	26.93%	15.70%	10.69%
	Total	100.00%	100.00%	100.00%	100.00%	100.00%
Interfor - Bathurst	Crown Land	93.42%	88.19%	88.40%	85.57%	74.27%
	Federal Land					0.51%

Table 11. Licensee / Sub-licensee Mill Percentages by Source

Mill	Overall Source	Operating Year				
		2023	2022	2021	2020	2019
Interfor - Bathurst	Industrial Freehold				0.02%	
	Marketing Board	6.58%	11.81%	11.60%	14.41%	25.22%
	Total	100.00%	100.00%	100.00%	100.00%	100.00%
Interfor - Belledune	Crown Land	95.29%	95.33%	95.24%	85.34%	80.36%
	Federal Land	0.10%	0.03%			
	Import	2.21%	1.66%		7.75%	11.62%
	Industrial Freehold	0.04%		0.04%	0.70%	1.50%
	Marketing Board	2.37%	2.98%	4.72%	6.21%	6.51%
	Total	100.00%	100.00%	100.00%	100.00%	100.00%
J.D. Irving - Baker Brook	Crown Land					28.77%
	Import					50.57%
	Industrial Freehold					13.92%
	Marketing Board					6.74%
	Total					100.00%
J.D. Irving - Chip Plant - Sussex	Crown Land	51.31%	47.93%	42.88%	36.15%	46.52%
	Federal Land	0.21%	0.04%	0.52%	0.47%	1.16%
	Import				3.42%	
	Industrial Freehold	24.72%	27.11%	24.65%	32.23%	26.25%
	Marketing Board	23.76%	24.92%	31.95%	27.74%	26.06%
	Total	100.00%	100.00%	100.00%	100.00%	100.00%
J.D. Irving - Grand Lake Timber	Crown Land	59.76%	58.36%	53.75%	49.50%	52.09%
	Federal Land	0.25%		0.26%	0.70%	1.55%
	Import	0.10%	0.00%		0.10%	0.40%
	Industrial Freehold	14.39%	20.49%	18.20%	20.58%	17.81%
	Marketing Board	25.50%	21.15%	27.79%	29.13%	28.14%
	Total	100.00%	100.00%	100.00%	100.00%	100.00%
J.D. Irving - IP&P	Crown Land	55.81%	55.89%	45.80%	45.94%	48.12%
	Import		2.03%	1.82%		18.21%
	Industrial Freehold	40.30%	39.30%	47.57%	43.15%	24.08%
	Marketing Board	3.89%	2.78%	4.81%	10.91%	9.59%
	Total	100.00%	100.00%	100.00%	100.00%	100.00%
J.D. Irving - Irving	Import					100.00%

Table 11. Licensee / Sub-licensee Mill Percentages by Source

Mill	Overall Source	Operating Year				
		2023	2022	2021	2020	2019
Paper	Total					100.00%
J.D. Irving - Kedgwick	Crown Land	90.09%	82.35%	86.87%	87.28%	91.85%
	Import				0.01%	4.01%
	Industrial Freehold	9.73%	17.17%	12.47%	11.99%	3.88%
	Marketing Board	0.18%	0.48%	0.67%	0.73%	0.25%
	Total	100.00%	100.00%	100.00%	100.00%	100.00%
J.D. Irving - Nackawic Yard	Marketing Board				100.00%	
	Total				100.00%	
J.D. Irving - Russell & Swim Mill	Crown Land	80.96%	75.54%	78.08%	73.29%	70.11%
	Federal Land	0.04%	0.01%	0.15%		2.90%
	Import	1.13%	0.22%	0.43%		0.13%
	Industrial Freehold	5.87%	11.20%	5.89%	0.45%	6.55%
	Marketing Board	12.00%	13.03%	15.45%	26.26%	20.31%
	Total	100.00%	100.00%	100.00%	100.00%	100.00%
J.D. Irving - Sawmill - Sussex	Crown Land	49.35%	52.80%	57.15%	47.22%	55.72%
	Federal Land	0.01%		0.21%	0.00%	0.15%
	Import	1.63%				
	Industrial Freehold	20.38%	22.29%	12.11%	22.81%	20.46%
	Marketing Board	28.64%	24.92%	30.53%	29.97%	23.67%
	Total	100.00%	100.00%	100.00%	100.00%	100.00%
J.D. Irving - St. Leonard	Crown Land	24.14%	27.50%	32.15%	28.32%	27.47%
	Federal Land					0.00%
	Import	13.29%	12.03%	11.14%	14.69%	18.77%
	Industrial Freehold	54.64%	55.43%	49.70%	48.22%	44.17%
	Marketing Board	7.93%	5.04%	7.01%	8.77%	9.58%
	Total	100.00%	100.00%	100.00%	100.00%	100.00%
J.D. Irving - Utopia Mill	Crown Land	55.12%	33.49%	51.22%	44.98%	54.75%
	Federal Land	0.01%				
	Import	0.10%		0.03%	0.29%	4.02%
	Industrial Freehold	38.52%	37.95%	37.63%	40.50%	29.37%
	Marketing Board	6.25%	28.56%	11.13%	14.24%	11.86%
	Total	100.00%	100.00%	100.00%	100.00%	100.00%

Table 11. Licensee / Sub-licensee Mill Percentages by Source

Mill	Overall Source	Operating Year				
		2023	2022	2021	2020	2019
J.D. Irving - Veneer Siding	Crown Land	13.55%	13.43%	12.83%	16.00%	16.33%
	Import	50.03%	50.34%	41.81%	42.35%	35.67%
	Industrial Freehold	36.12%	35.98%	45.17%	40.69%	46.65%
	Marketing Board	0.30%	0.25%	0.18%	0.95%	1.35%
	Total	100.00%	100.00%	100.00%	100.00%	100.00%
John W. Jamer Ltd.	Crown Land	100.00%	97.92%	100.00%		
	Marketing Board		2.08%		100.00%	100.00%
	Total	100.00%	100.00%	100.00%	100.00%	100.00%
Junction Lumber Products Inc.	Crown Land	78.52%	79.20%	70.96%	79.40%	53.79%
	Federal Land	1.53%		0.84%		0.85%
	Import		3.16%	6.17%	4.56%	17.90%
	Industrial Freehold	8.67%	0.26%	3.07%	0.26%	0.83%
	Marketing Board	11.28%	17.38%	18.96%	15.79%	26.63%
	Total	100.00%	100.00%	100.00%	100.00%	100.00%
Littles Lumber (Ashmore - Harvey)	Crown Land	65.45%	57.40%	33.13%	47.08%	30.85%
	Federal Land				0.09%	0.78%
	Import	7.45%	7.74%	26.30%	21.28%	29.08%
	Industrial Freehold	17.47%	4.51%	6.02%	10.64%	16.75%
	Marketing Board	9.63%	30.35%	34.56%	20.92%	22.54%
	Total	100.00%	100.00%	100.00%	100.00%	100.00%
Local Sales	Marketing Board	100.00%	100.00%	100.00%	100.00%	100.00%
	Total	100.00%	100.00%	100.00%	100.00%	100.00%
Maibec - Balmoral	Crown Land			86.63%	87.28%	
	Import			8.29%	8.35%	
	Marketing Board		100.00%	5.09%	4.37%	100.00%
	Total		100.00%	100.00%	100.00%	100.00%
Maritime Wood Products Inc.	Crown Land		31.19%			
	Industrial Freehold		50.18%			
	Marketing Board	100.00%	18.63%			
	Total	100.00%	100.00%			
Marwood Ltd. - Tracyville	Crown Land	41.97%	47.58%	36.55%	32.10%	59.64%
	Import	46.36%	36.35%	39.62%	29.45%	22.36%

Table 11. Licensee / Sub-licensee Mill Percentages by Source

Mill	Overall Source	Operating Year				
		2023	2022	2021	2020	2019
Marwood Ltd. - Tracyville	Industrial Freehold	9.49%	8.05%	10.29%	17.71%	8.13%
	Marketing Board	2.18%	8.02%	13.55%	20.74%	9.87%
	Total	100.00%	100.00%	100.00%	100.00%	100.00%
Plaster Rock Lumber Company Ltd.	Crown Land	74.65%	70.09%	65.12%	61.79%	71.35%
	Industrial Freehold	17.93%	24.47%	24.93%	23.29%	23.75%
	Marketing Board	7.41%	5.44%	9.95%	14.92%	4.90%
	Total	100.00%	100.00%	100.00%	100.00%	100.00%
R.F. Sadler Ltd.	Crown Land	74.09%	74.08%	81.51%	94.19%	93.26%
	Federal Land			1.77%		0.13%
	Industrial Freehold		18.62%	15.76%	4.11%	3.89%
	Marketing Board	25.91%	7.30%	0.96%	1.70%	2.72%
	Total	100.00%	100.00%	100.00%	100.00%	100.00%
Ridel Firewood	Crown Land	100.00%	100.00%	100.00%	100.00%	100.00%
	Total	100.00%	100.00%	100.00%	100.00%	100.00%
SBC Cedar Inc.	Crown Land	78.11%	42.44%	36.09%	44.97%	45.20%
	Import	4.88%	33.88%	27.83%	19.97%	8.99%
	Industrial Freehold	15.01%	18.97%	29.86%	25.48%	41.89%
	Marketing Board	2.00%	4.71%	6.22%	9.58%	3.92%
	Total	100.00%	100.00%	100.00%	100.00%	100.00%
Shaw Resources	Crown Land	35.83%	4.97%	4.31%	3.04%	10.71%
	Federal Land	0.49%				
	Import					6.61%
	Industrial Freehold	35.45%	63.75%	40.53%	52.43%	42.85%
	Marketing Board	28.23%	31.28%	55.17%	44.53%	39.82%
	Total	100.00%	100.00%	100.00%	100.00%	100.00%
Twin Rivers Paper Company Inc. - Edmundston Mill	Crown Land	17.13%	0.68%	0.30%		
	Import	4.12%	9.07%	11.19%	8.94%	4.65%
	Industrial Freehold	47.08%	73.58%	60.24%	91.06%	85.38%
	Marketing Board	31.67%	16.68%	28.27%		9.97%
	Total	100.00%	100.00%	100.00%	100.00%	100.00%
William F. Tompkins & Sons	Crown Land			34.80%		
	Industrial Freehold			60.72%		

Table 11. Licensee / Sub-licensee Mill Percentages by Source

Mill	Overall Source	Operating Year				
		2023	2022	2021	2020	2019
William F. Tompkins & Sons	Marketing Board			4.49%		100.00%
	Total			100.00%		100.00%