

**NEW BRUNSWICK FOREST
PRODUCTS COMMISSION**

TIMBER UTILIZATION REPORT

2022-23

July 2023



New Brunswick
Forest Products Commission

Commission des produits forestiers
du Nouveau Brunswick

Figure 1. New Brunswick Roundwood Consumption

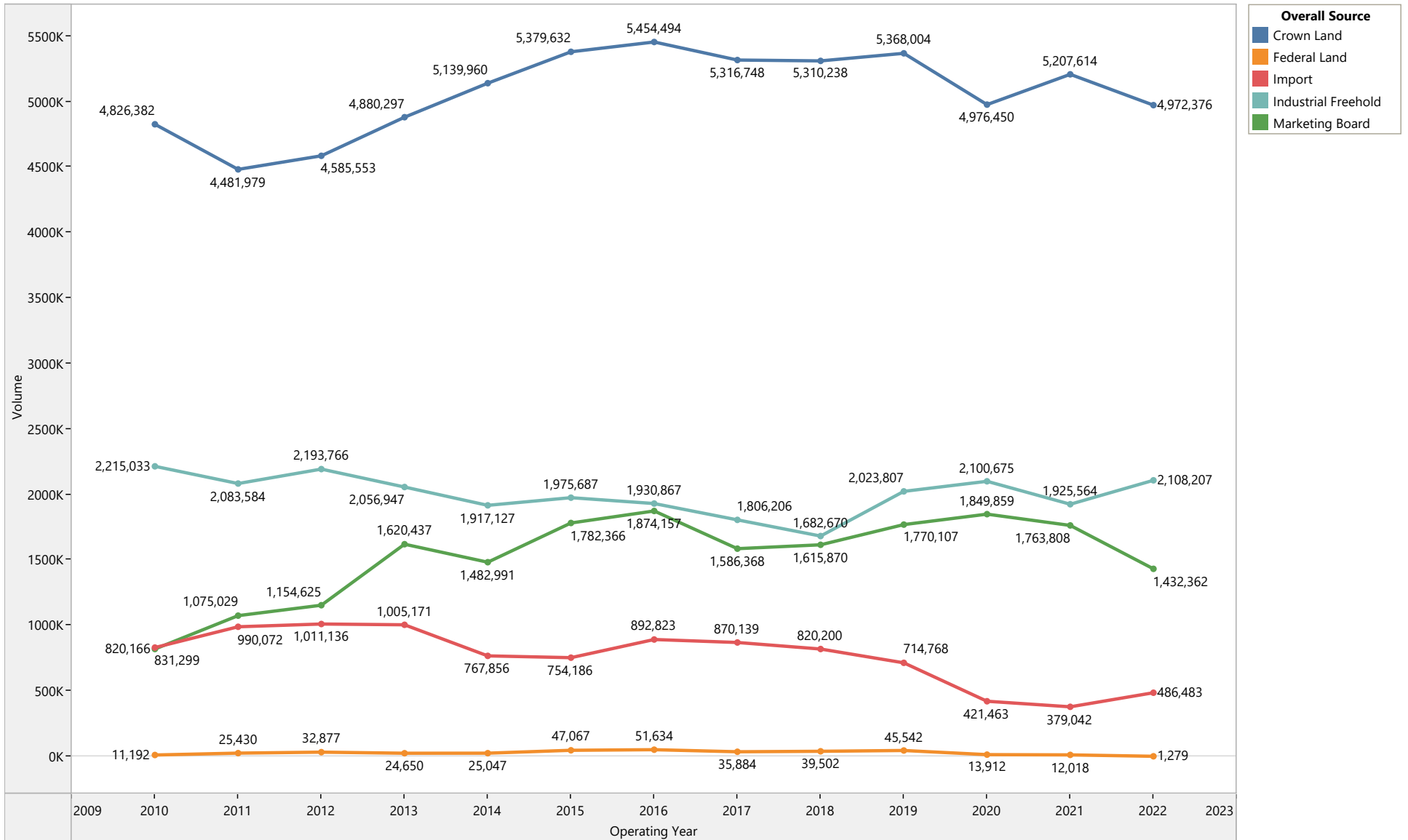


Figure 2. 2022-23 Total Roundwood Harvest in NB

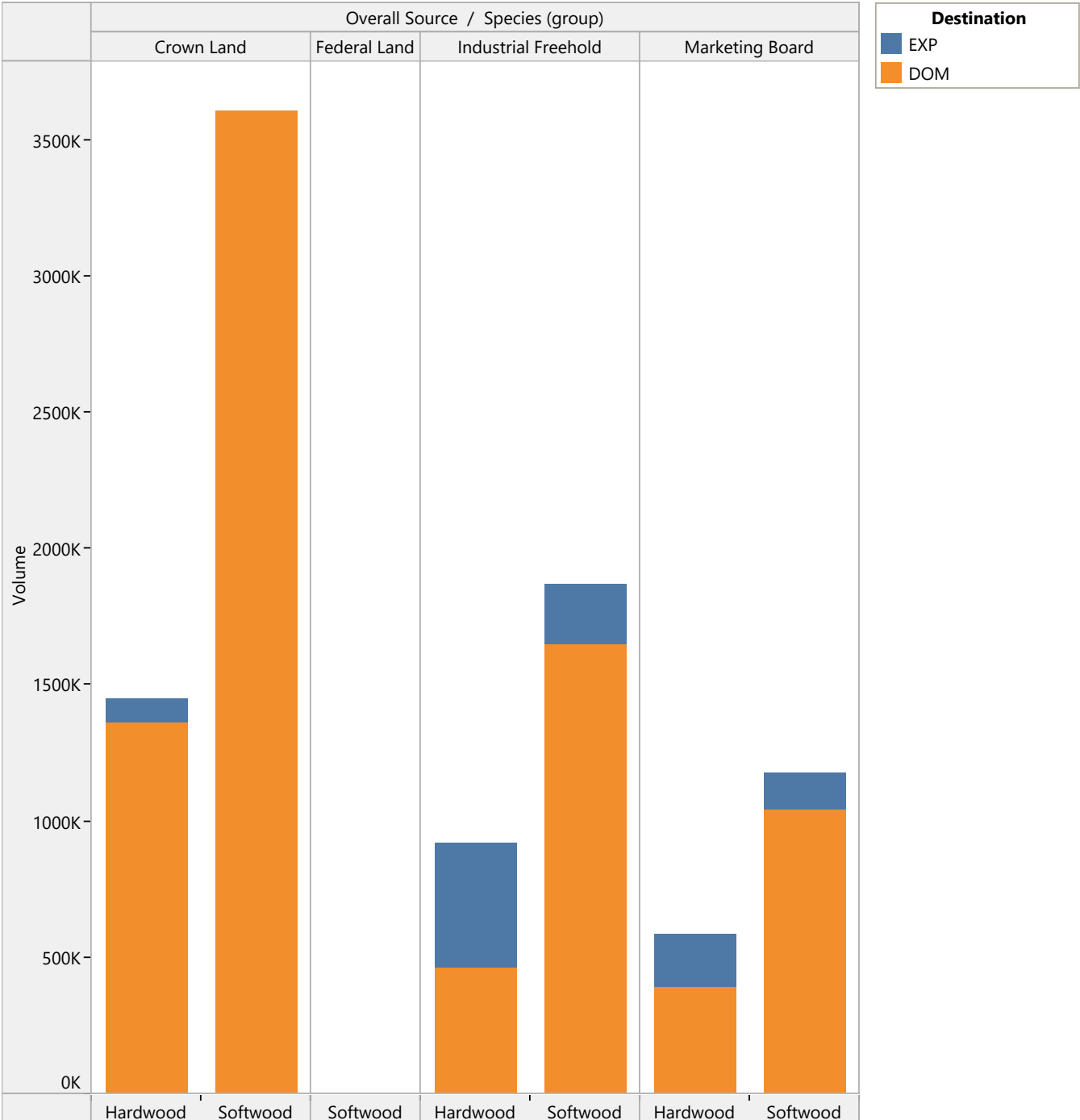


Table 1. 2022-23 Total Roundwood Harvest (m3) in NB

Destination	Overall Source / Species (group)							Grand Total
	Crown Land		Federal Land	Industrial Freehold		Marketing Board		
	Hardwood	Softwood	Softwood	Hardwood	Softwood	Hardwood	Softwood	
EXP	82,504			460,354	216,078	194,403	132,176	1,085,515
DOM	1,364,870	3,607,506	1,279	459,243	1,648,964	392,109	1,040,253	8,514,224
Grand Total	1,447,374	3,607,506	1,279	919,597	1,865,042	586,512	1,172,429	9,599,739

Table 2. Total Roundwood (m3) by Overall Source Domestic & Export

Destination	Overall Source	Species	Product	Operating Year				
				2022	2021	2020	2019	2018
DOM	Crown Land	Birch (Yellow and White)	Full Tree Chips	71,189				
			Pulpwood	61,298	41,897	64,104	42,252	30,045
			Tree Length				3,956	
			Total	132,487	41,897	64,104	46,208	30,045
		Cedar	Logs	2,535	10,507	4,270	7,378	1,553
			Shinglewood	4,264	23,516	20,707	23,392	19,191
			Studwood	18,961	20,336	23,499	31,234	31,104
			Tree Length	1,455	1,507	2,967	9,196	7,082
			Total	27,215	55,866	51,443	71,200	58,930
		Hemlock	Logs	2,429	3,049	8,867	2,114	2,822
			Total	2,429	3,049	8,867	2,114	2,822
		Mixed Hardwood	Fuelwood	1,260	2,000	1,260	1,250	
			Full Tree Chips	155,510	189,847	287,814	396,986	328,429
			Logs	98,410	164,242	127,573	141,496	136,923
			Pulpwood	699,023	579,663	904,148	826,148	878,683
			Roundwood Biomass		249	1,384		
			Studwood			2,711		
			Tree Length		145,621		10,848	626
		Total	954,203	1,081,622	1,324,890	1,376,728	1,344,661	
		Mixed Softwood	Full Tree Chips					106,413
			Logs	7,000	71,606	819	14,310	
			Pulpwood	20,101	2,501	5,615	116,746	105,819
			Roundwood Biomass	89,656	88,930	4,859		762
			Studwood			5,261		
			Total	116,757	163,037	16,554	131,056	212,994
		Mixed Species	Roundwood Biomass					7,264
			Total					7,264
		Other Softwood	Roundwood Biomass				8,865	
			Total				8,865	
		Poplar	Lathwood				5,275	4,040
Logs	37,369			36,899	31,773	38,261	38,268	

Table 2. Total Roundwood (m3) by Overall Source Domestic & Export

Destination	Overall Source	Species	Product	Operating Year					
				2022	2021	2020	2019	2018	
DOM	Federal Land	Crown Land	Pulpwood	235,777	220,834	308,897	351,916	371,370	
			Poplar	Shinglewood	5,034				
				Studwood			7,794		
				Tree Length		123,887		131	
			Total	278,180	381,620	348,464	395,583	413,678	
		Red Pine	Logs	2,479	1,505	2,495	2,357	2,827	
			Poles	424	330	397	795	61	
			Pulpwood	11,392	9,711	8,558	5,380	5,824	
			Studwood				125	3,328	
			Tree Length	29	404	857	258	15	
			Total	14,324	11,950	12,307	8,915	12,055	
		Spruce, Fir, Jack Pine	Full Tree Chips	60,116	59,948	65,117	68,333		
			Logs	817,355	850,070	887,529	979,454	921,466	
			Pulpwood	264,378	190,616	191,153	260,005	244,568	
			Studwood	2,199,366	2,177,884	1,906,927	1,922,933	1,957,576	
			Tree Length				56	110	
		Total	3,341,215	3,278,518	3,050,726	3,230,781	3,123,720		
		Tamarack (larch)	Logs					349	
			Total					349	
		White Birch	Full Tree Chips		76,181				
			Total		76,181				
		White Pine	Logs	105,566	113,874	99,095	96,554	103,720	
			Total	105,566	113,874	99,095	96,554	103,720	
		Total		4,972,376	5,207,614	4,976,450	5,368,004	5,310,238	
		Federal Land	Birch (Yellow and White)	Pulpwood		25	373	1,839	2,151
				Total		25	373	1,839	2,151
			Cedar	Studwood		193		220	836
Total				193		220	836		
Mixed Hardwood	Full Tree Chips						108		
	Logs			290		157	103		
	Pulpwood			552	2,563	5,838	6,761		

Table 2. Total Roundwood (m3) by Overall Source Domestic & Export

Destination	Overall Source	Species	Product	Operating Year					
				2022	2021	2020	2019	2018	
DOM	Federal Land	Mixed Hardwood	Tree Length		379				
			Total		1,221	2,563	5,995	6,972	
		Mixed Softwood	Pulpwood				562	38	
			Roundwood Biomass		714				
			Total		714		562	38	
		Mixed Species	Roundwood Biomass					897	
			Total					897	
		Other Softwood	Roundwood Biomass				1,081		
			Total				1,081		
		Poplar	Pulpwood		161	1,128	6,787	4,932	
			Tree Length		2,215				
			Total		2,376	1,128	6,787	4,932	
		Red Pine	Logs			30	150		
			Poles					81	
			Pulpwood				19	124	
			Studwood					121	
			Total			30	169	326	
		Spruce, Fir, Jack Pine	Logs		1,012	1,726	7,682	4,738	
			Pulpwood	1,115	2,309	2,709	5,931	4,548	
	Studwood		153	3,953	5,383	11,289	12,580		
	Total		1,268	7,274	9,818	24,902	21,866		
	White Pine	Logs	11	215		3,987	1,484		
		Total	11	215		3,987	1,484		
	Total				1,279	12,018	13,912	45,542	39,502
	Industrial Freehold	Ash	Logs		269				
			Total		269				
		Birch (Yellow and White)	Full Tree Chips		61,137				
Logs				519					
Pulpwood			4,782	4,007	14,218	12,145	3,494		
Shinglewood					515				
Studwood					1,174				

Table 2. Total Roundwood (m3) by Overall Source Domestic & Export

Destination	Overall Source	Species	Product	Operating Year				
				2022	2021	2020	2019	2018
DOM	Industrial Freehold	Birch (Yellow and White)	Tree Length			179		
			Total	4,782	65,663	16,086	12,145	3,494
		Cedar	Lathwood		3,490			
			Logs	1,784	10,160	4,002	13,752	4,963
			Shinglewood	1,071	2,252	7,125	13,130	7,016
			Studwood	7,078	3,604	6,381	10,209	8,368
			Tree Length	34	1,025	1,636	1,340	2,229
			Total	9,967	20,531	19,144	38,431	22,576
		Hemlock	Logs	614	739	1,547	606	1,693
			Total	614	739	1,547	606	1,693
		Mixed Hardwood	Full Tree Chips	107,489	95,327	279,423	184,207	219,615
			Logs	93,444	120,404	89,788	133,548	75,370
			Pulpwood	129,384	101,590	153,285	123,465	111,261
			Roundwood Biomass	23,573	20,457		35,077	47,780
			Tree Length					230
			Total	353,890	337,778	522,496	476,297	454,256
		Mixed Softwood	Full Tree Chips					35,416
			Logs		59,276	1,519		
			Pulpwood	5,189	2,315	9,236	13	323
			Roundwood Biomass		182	2,791		148
			Studwood			4,028		
			Total	5,189	61,773	17,574	13	35,887
		Mixed Species	Pulpwood	917				
			Roundwood Biomass					3,556
			Total	917				3,556
		Other Softwood	Roundwood Biomass				6,436	
			Total				6,436	
		Poplar	Lathwood				2,100	3,296
			Logs	6,484	2,611	464	558	
			Pulpwood	94,087	65,057	75,739	58,672	59,181
Roundwood Biomass			5,543					

Table 2. Total Roundwood (m3) by Overall Source Domestic & Export

Destination	Overall Source	Species	Product	Operating Year				
				2022	2021	2020	2019	2018
DOM	Industrial Freehold	Poplar	Tree Length		1,417			
			Total	100,571	74,628	76,203	61,330	62,477
		Red Pine	Logs		626	219	2,623	713
			Poles	145			65	40
			Pulpwood		61	4,560	1,066	831
			Studwood					270
			Tree Length			45		
			Total	145	687	4,824	3,754	1,854
		Spruce, Fir, Jack Pine	Full Tree Chips	98,251	88,576		26,417	12,655
			Logs	451,015	347,557	388,898	411,420	386,319
			Pulpwood	333,784	187,231	330,909	280,056	35,849
			Roundwood Biomass	182		29,752		
			Studwood	733,357	731,553	692,615	697,791	658,108
			Tree Length					2,408
		Total	1,616,589	1,354,917	1,442,174	1,415,684	1,095,339	
		White Pine	Logs	15,543	8,579	627	9,111	1,538
			Total	15,543	8,579	627	9,111	1,538
		Total		2,108,207	1,925,564	2,100,675	2,023,807	1,682,670
		Marketing Board	Ash	Logs		634	219	620
	Total				634	219	620	461
Birch (Yellow and White)	Full Tree Chips			23,109				
	Logs			344		53		
	Pulpwood		7,170	9,645	22,550	24,577	8,827	
	Tree Length						21	
Total	7,170		33,098	22,550	24,630	8,848		
Cedar	Lathwood			6,280				
	Logs		2,100	8,711	7,188	3,857	5,176	
	Pulpwood				187	8	64	
	Shinglewood		1,508	1,436	545	369	791	
	Studwood		7,692	6,641	7,288	10,928	10,313	
Tree Length	944		2,842	4,576	2,314	3,477		

Table 2. Total Roundwood (m3) by Overall Source Domestic & Export

Destination	Overall Source	Species	Product	Operating Year				
				2022	2021	2020	2019	2018
DOM	Marketing Board	Cedar	Total	12,244	25,910	19,784	17,476	19,821
		Hemlock	Logs	3,779	4,040	7,078	5,554	7,551
			Total	3,779	4,040	7,078	5,554	7,551
		Mixed Hardwood	Fuelwood				7	69
			Full Tree Chips	87,675	15,411	69,980	58,483	42,764
			Logs	7,696	13,367	9,243	11,211	9,638
			Pulpwood	116,261	113,489	130,434	120,320	107,873
			Roundwood Biomass		8,888			2,857
			Tree Length	5,049	30,726	2,817	11,339	6,131
			Total	216,681	181,881	212,474	201,360	169,332
		Mixed Softwood	Logs	424	62,652	286	18,205	1
			Pulpwood	4,017	13,059	85,090	62,444	67,786
			Roundwood Biomass	83,380	97,796	6,247		8,234
			Studwood	16		296		
			Total	87,837	173,507	91,919	80,649	76,021
		Mixed Species	Pulpwood	678				
			Roundwood Biomass	82	1,489		999	17,555
			Total	760	1,489		999	17,555
		Other Softwood	Full Tree Chips					27,163
			Logs		22		1	
			Roundwood Biomass				16,155	
			Total		22		16,156	27,163
		Poplar	Logs	3,006	3,561	2,360	4,782	2,900
			Pulpwood	164,327	76,600	220,319	195,225	199,406
			Roundwood Biomass					6,017
			Tree Length		137,815		529	2,360
			Total	167,333	217,976	222,679	200,536	210,683
Red Pine	Logs	1,515	3,932	2,666	743	1,678		
	Poles	136	365	640	130	200		
	Pulpwood	1,062	3,685	2,397	1,522	1,128		
	Studwood		140		9	232		

Table 2. Total Roundwood (m3) by Overall Source Domestic & Export

Destination	Overall Source	Species	Product	Operating Year				
				2022	2021	2020	2019	2018
DOM	Marketing Board	Red Pine	Tree Length			23		32
			Total	2,713	8,122	5,726	2,404	3,270
		Spruce	Pulpwood				264	
			Total				264	
		Spruce, Fir, Jack Pine	Full Tree Chips	160	3,026	12,828	25,893	
			Logs	233,815	254,130	330,073	399,423	262,916
			Pulpwood	180,992	204,839	210,144	214,109	218,492
			Studwood	485,213	622,212	672,778	540,963	560,746
			Tree Length	321	3,371	877	8,812	7,321
			Total	900,501	1,087,578	1,226,700	1,189,200	1,049,475
		Tamarack (larch)	Fuelwood				28	1,400
			Logs	1,406	1,616	1,220	335	459
			Pulpwood	844	542	94	408	593
			Tree Length	64	86	4	20	17
			Total	2,314	2,244	1,318	791	2,469
		White Birch	Logs	528				
			Pulpwood	397				
			Total	925				
		White Pine	Logs	30,105	27,307	39,412	29,468	23,221
			Total	30,105	27,307	39,412	29,468	23,221
Total			1,432,362	1,763,808	1,849,859	1,770,107	1,615,870	
Total			8,514,224	8,909,004	8,940,896	9,207,460	8,648,280	
EXP	Crown Land	Birch (Yellow and White)	Pulpwood					15,477
			Total					15,477
		Mixed Hardwood	Pulpwood	55,478	13	21,885	27,308	
			Total	55,478	13	21,885	27,308	
		Mixed Species	Forest Biomass					3,470
			Total					3,470
		Poplar	Pulpwood	27,026	429	3,203		
Total	27,026		429	3,203				
Total			82,504	442	25,088	27,308	18,947	

Table 2. Total Roundwood (m3) by Overall Source Domestic & Export

Destination	Overall Source	Species	Product	Operating Year				
				2022	2021	2020	2019	2018
EXP	Industrial Freehold	Cedar	Logs		4,483			192
			Shinglewood	996	5,875		3,955	3,431
			Studwood		798	3,732	1,883	2,437
			Tree Length					151
			Total	996	11,156	3,732	5,838	6,211
		Hemlock	Pulpwood					737
			Total					737
		Mixed Hardwood	Forest Biomass	15,870	40,257		23,080	74,859
			Full Tree Chips		7,580			2,960
			Logs	71,300	14,648	18,595	17,837	24,197
			Pulpwood	150,786	102,889	189,747	202,869	261,095
			Roundwood Biomass	8,156				
			Studwood		37,515	39,390		
			Tree Length	56,052	31,725	5,080	4,502	2,439
			Veneer	15,106	24,313	8,527	7,205	6,556
			Total	317,270	258,927	261,339	255,493	372,106
		Mixed Softwood	Logs				14,651	
			Total				14,651	
		Poplar	Logs	5,336	6,476	1,905	3,100	1,863
			Pulpwood	153,230	132,998	63,832	85,890	81,306
			Tree Length	388	32	33		71
			Total	158,954	139,506	65,770	88,990	83,240
		Red Pine	Logs	6,648	4,012	120	224	1,190
			Pulpwood					1,614
			Total	6,648	4,012	120	224	2,804
		Spruce, Fir, Jack Pine	Logs	34,698	17,172	14,724	3,700	48,852
			Pulpwood	164		3,926	1,109	50,758
Studwood	165,752		145,570	138,372	42,088	68,456		
Tree Length				3,150	5,243			
Total	200,614		162,742	160,172	52,140	168,066		
	Tamarack	Pulpwood		155				

Table 2. Total Roundwood (m3) by Overall Source Domestic & Export

Destination	Overall Source	Species	Product	Operating Year					
				2022	2021	2020	2019	2018	
EXP	Industrial Freehold	(Larch)	Total		155				
		White Pine	Logs	7,820	4,028	601	1,714	859	
			Total	7,820	4,028	601	1,714	859	
	Total			692,302	580,526	491,734	419,050	634,023	
		Cedar	Logs	2,263	2,009	3,011	4,844	6,395	
			Shinglewood	8			65	65	
			Studwood					509	
			Tree Length	1,814	1,052	1,077	3,570	2,239	
			Total	4,085	3,061	4,088	8,479	9,208	
		Hemlock	Logs			78		116	
			Studwood	38			249	380	
			Total	38		78	249	496	
		Mixed Hardwood	Logs	8,184	22,724	4,315	7,207	9,550	
			Poles					193	
			Pulpwood	130,417	118,381	57,781	79,228	88,907	
			Tree Length	108	46		104		
			Total	138,870	141,460	62,309	86,797	98,810	
		Mixed Softwood	Logs	4,338					
			Pulpwood	1,677					
			Studwood	1,706					
			Total	8,674					
		Mixed Species	Forest Biomass	1,696				27,740	
			Pulpwood	7,214					
			Total	8,910				27,740	
	Other Hardwood	Pulpwood	739	212					
		Total	739	212					
	Marketing Board	Poplar	Logs	5,630	13,173	2,792	8,262	5,166	
Pulpwood			37,227	41,344	49,337	48,491	61,338		
Tree Length			11,807	16,914	5,886	9,545	10,279		

Table 2. Total Roundwood (m3) by Overall Source Domestic & Export

Destination	Overall Source	Species	Product	Operating Year				
				2022	2021	2020	2019	2018
EXP	Marketing Board	Poplar	Total	54,664	71,431	58,015	66,298	76,783
		Red Maple	Logs					12
			Total					12
		Red Pine	Logs			693	59	823
			Pulpwood		966		162	591
			Studwood			278	441	344
			Total		966	971	662	1,758
		Spruce	Pulpwood				69	
			Total				69	
		Spruce, Fir, Jack Pine	Logs	49,736	40,138	6,825	10,089	26,790
			Pulpwood	7,411	11,867	17,390	32,469	18,353
			Studwood	38,507	127,569	58,576	56,733	44,602
			Tree Length	16,511	14,236	15,227	10,094	26,716
			Total	112,165	193,810	98,018	109,385	116,461
		Sugar Maple	Veneer		18			63
			Total		18			63
		Tamarack (Larch)	Logs			165	61	110
			Pulpwood				100	
			Studwood					86
			Total			165	161	196
		White Birch	Logs	130	99			2
			Total	130	99			2
		White Pine	Logs			65		16
Total				65		16		
	Total		328,275	411,057	223,709	272,100	331,545	
	Total		1,103,081	992,025	740,531	718,458	984,515	

Figure 3. Total Roundwood to New Brunswick Mills 2022-23

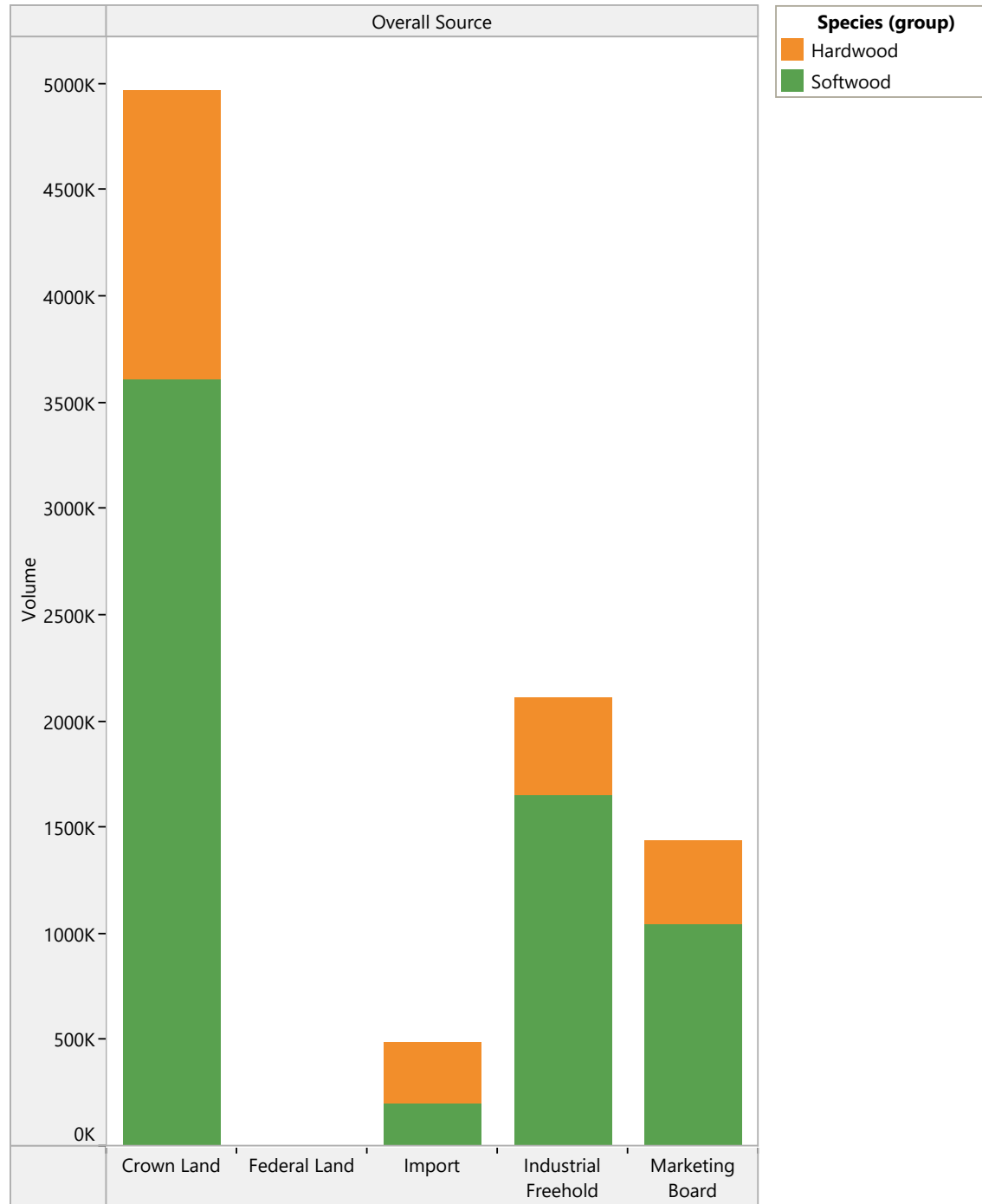


Figure 4. Total Crown Roundwood to New Brunswick Mills 2022-23

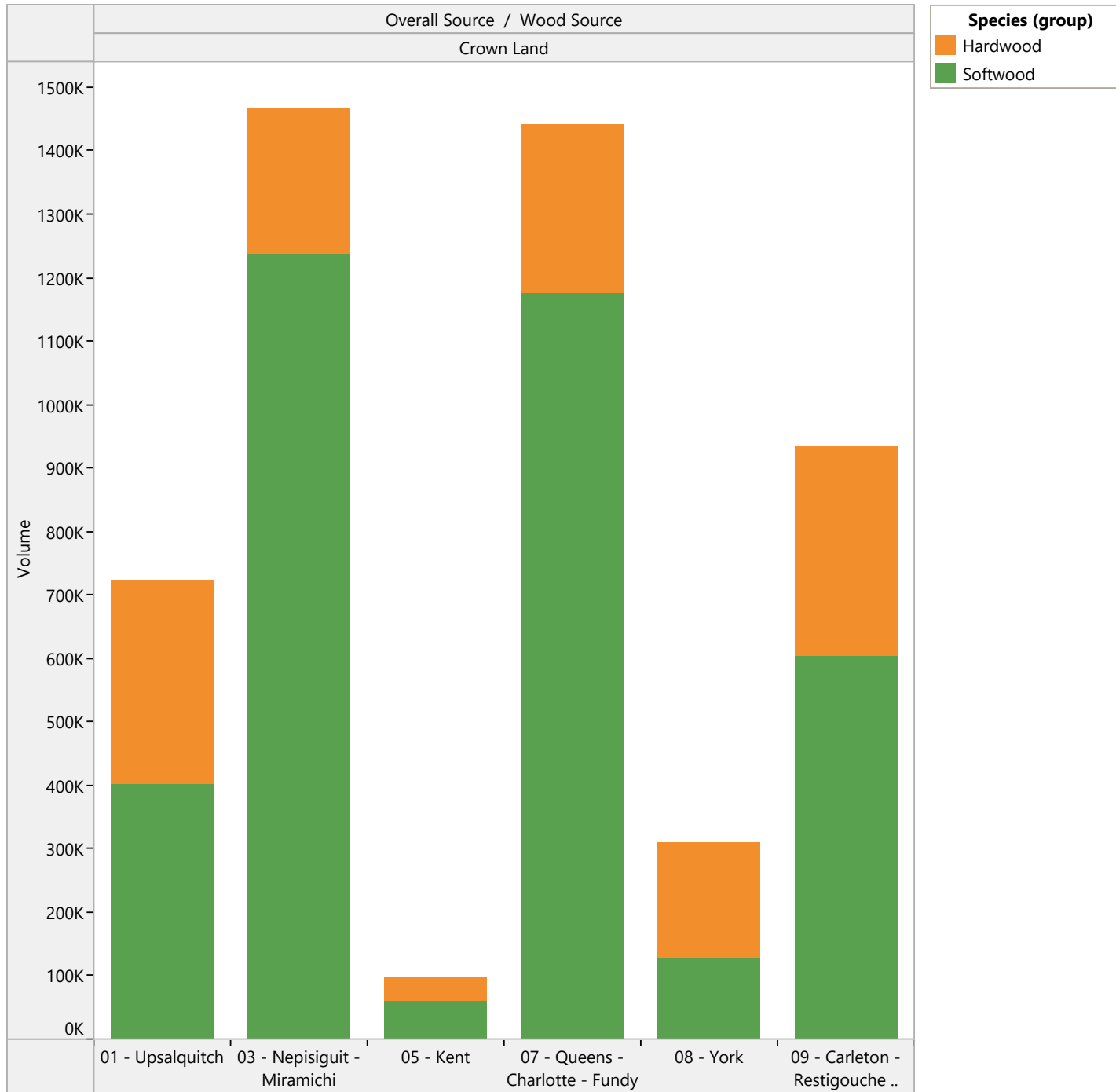


Table 3. Total Crown Roundwood to New Brunswick Mills 2022-23

Species	Product	Overall Source / Wood Source							Grand Total
		Crown Land						Total	
		01 - Upsalquitch	03 - Nepisiguit - Miramichi	05 - Kent	07 - Queens - Charlotte - Fundy	08 - York	09 - Carleton - Restigouche - Tobique		
Birch (Yellow and White)	Full Tree Chips		3,130		64,040	4,019		71,189	71,189
	Pulpwood	13,854				39,174	8,270	61,298	61,298
	Total	13,854	3,130		64,040	43,193	8,270	132,487	132,487
Cedar	Logs	1,749			680		106	2,535	2,535
	Shinglewood	161	1,250			935	1,918	4,264	4,264
	Studwood	3,899	9,943	318	2,650	995	1,156	18,961	18,961
	Tree Length		1,455					1,455	1,455
	Total	5,809	12,648	318	3,330	1,930	3,180	27,215	27,215
Hemlock	Logs				1,092	1,337		2,429	2,429
	Total				1,092	1,337		2,429	2,429
Mixed Hardwood	Fuelwood		1,260					1,260	1,260
	Full Tree Chips		4,426		135,039	16,045		155,510	155,510
	Logs	26,466	11,294	202	6,407	5,728	48,313	98,410	98,410
	Pulpwood	182,383	204,542	14,455	22,708	65,096	209,839	699,023	699,023
	Total	208,849	221,522	14,657	164,154	86,869	258,152	954,203	954,203
Mixed Softwood	Logs						7,000	7,000	7,000
	Pulpwood	8,136	10,616				1,349	20,101	20,101
	Roundwood Biomass	271	80,730	6,519	343	1,243	550	89,656	89,656
	Total	8,407	91,346	6,519	343	1,243	8,899	116,757	116,757
Poplar	Logs	26,555	2,185				8,629	37,369	37,369
	Pulpwood	72,583	2,929	21,549	35,612	52,940	50,164	235,777	235,777
	Shinglewood						5,034	5,034	5,034
	Total	99,138	5,114	21,549	35,612	52,940	63,827	278,180	278,180
Red Pine	Logs		357		353	1,769		2,479	2,479
	Poles				185	239		424	424
	Pulpwood		8,819		23	2,550		11,392	11,392
	Tree Length				29			29	29
	Total		9,176		590	4,558		14,324	14,324
Spruce, Fir, Jack Pine	Full Tree Chips		23		60,093			60,116	60,116
	Logs	98,485	156,847	716	229,605	60,754	270,948	817,355	817,355
	Pulpwood	2,043			243,885	10,084	8,366	264,378	264,378
	Studwood	283,966	928,941	51,771	578,396	44,561	311,731	2,199,366	2,199,366
	Total	384,494	1,085,811	52,487	1,111,979	115,399	591,045	3,341,215	3,341,215
White Pine	Logs	3,146	38,155	851	60,181	3,233		105,566	105,566
	Total	3,146	38,155	851	60,181	3,233		105,566	105,566
Grand Total		723,697	1,466,902	96,381	1,441,321	310,702	933,373	4,972,376	4,972,376

Figure 5. Total Marketing Board Roundwood to New Brunswick Mills 2022-23

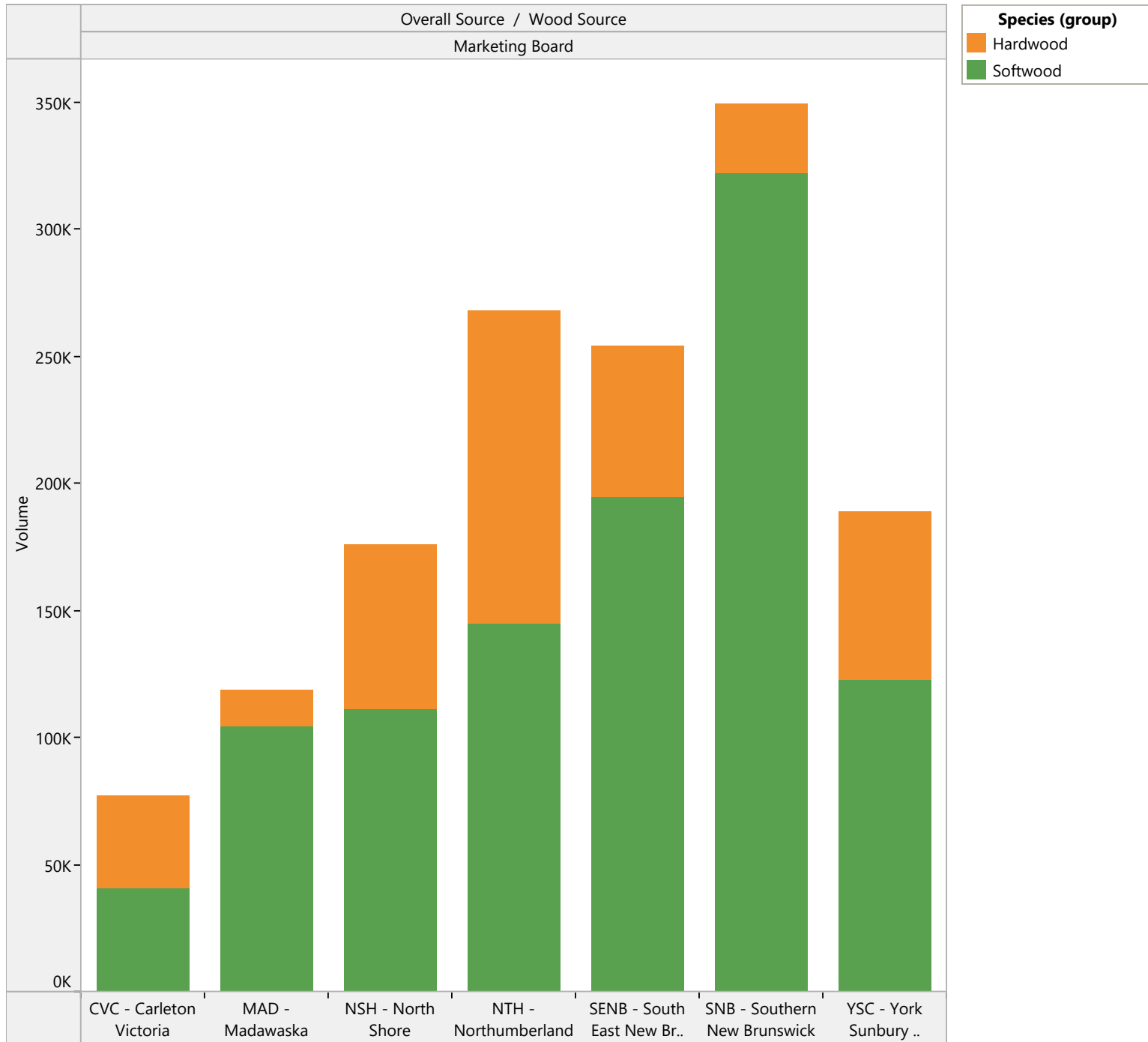


Table 4. Total Marketing Board Roundwood to New Brunswick Mills 2022-23

		Overall Source / Wood Source							
		Marketing Board							
Species	Product	CVC - Carleton Victoria	MAD - Madawaska	NSH - North Shore	NTH - Northumberland	SENB - South East New Brunswick	SNB - Southern New Brunswick	YSC - York Sunbury Charlotte	Total
Birch (Yellow and White)	Pulpwood	499		3,511	579		143	2,438	7,170
	Total	499		3,511	579		143	2,438	7,170
Cedar	Logs	774	793				338	195	2,100
	Shinglewood	110	730	548	120				1,508
	Studwood	190	2,963	1,932	913	81	84	1,529	7,692
	Tree Length				34		49	861	944
	Total	1,074	4,486	2,480	1,067	81	471	2,585	12,244
Hemlock	Logs	710				832	307	1,930	3,779
	Total	710				832	307	1,930	3,779
Mixed Hardwood	Full Tree Chips	399			70,119	4,532	11,840	785	87,675
	Logs	4,305	867	1,808	3	56	5	652	7,696
	Pulpwood	22,420	10,057	18,109	17,626	10,811	2,084	35,154	116,261
	Tree Length	4,595	454						5,049
	Total	31,719	11,378	19,917	87,748	15,399	13,929	36,591	216,681
Mixed Softwood	Logs	92					332		424
	Pulpwood	27	72	3,886	32				4,017
	Roundwood Biomass	578	5,110	20,485	25,641	28,563	2,455	548	83,380
	Studwood	16							16
	Total	713	5,182	24,371	25,673	28,563	2,787	548	87,837
Mixed Species	Pulpwood		678						678
	Roundwood Biomass		82						82
	Total		760						760
Poplar	Logs		1,991	913			102		3,006
	Pulpwood	4,067	654	39,757	34,898	44,179	13,256	27,516	164,327
	Total	4,067	2,645	40,670	34,898	44,179	13,358	27,516	167,333
Red Pine	Logs	31			525	50	465	444	1,515
	Poles	91					29	16	136
	Pulpwood	67					311	684	1,062

Table 4. Total Marketing Board Roundwood to New Brunswick Mills 2022-23

Species	Product	Overall Source / Wood Source							
		Marketing Board							
		CVC - Carleton Victoria	MAD - Madawaska	NSH - North Shore	NTH - Northumberland	SENB - South East New Brunswick	SNB - Southern New Brunswick	YSC - York Sunbury Charlotte	Total
Red Pine	Total	189			525	50	805	1,144	2,713
Spruce, Fir, Jack Pine	Full Tree Chips				66			94	160
	Logs	22,744	29,537	6,201	15,671	35,908	85,663	38,091	233,815
	Pulpwood	4,839	30,082	10,278	7,623	22,241	86,805	19,124	180,992
	Studwood	9,166	33,271	67,911	80,773	102,937	135,504	55,651	485,213
	Tree Length	73						248	321
	Total	36,822	92,890	84,390	104,133	161,086	307,972	113,208	900,501
Tamarack (Larch)	Logs	117	1,289						1,406
	Pulpwood	844							844
	Tree Length	64							64
	Total	1,025	1,289						2,314
White Birch	Logs					233	295		528
	Pulpwood			397					397
	Total			397		233	295		925
White Pine	Logs			156	13,412	3,984	9,554	2,999	30,105
	Total			156	13,412	3,984	9,554	2,999	30,105
Grand Total		76,818	118,630	175,892	268,035	254,407	349,621	188,959	1,432,362

Table 5. Total Roundwood Deliveries to Licensee/Sub-Licensee Mills by Source

Mill	Overall Source	Wood_Source	Species	Product	Operating Year						
					2022	2021	2020	2019	2018		
Arbec Forest Products	Crown Land	03 - Nepisiguit - Miramichi	Mixed Hardwood	Pulpwood	125,026		194,599	130,348	124,344		
				Tree Length		127,133					
			Mixed Softwood	Pulpwood			102,967	91,924			
				Roundwood Biomass	80,730	73,932					
			Poplar	Pulpwood			94,208	74,864	64,554		
				Tree Length		94,101					
		05 - Kent	Mixed Hardwood	Pulpwood	14,455		26,622	13,055	11,116		
				Tree Length		14,438					
			Mixed Softwood	Pulpwood				13,361	12,757		
				Roundwood Biomass	6,519	11,628					
			Poplar	Pulpwood	21,549		14,035	14,186	18,192		
				Tree Length		14,229					
		07 - Queens - Charlotte - Fundy	Mixed Hardwood	Pulpwood	1,019		288		4,533		
				Studwood			262				
				Tree Length		495					
			Mixed Softwood	Pulpwood				418	1,138		
				Roundwood Biomass	343	366					
			Poplar	Pulpwood	8,502			11,273	13,729		
				Studwood			7,794				
				Tree Length		15,557					
			Total					258,143	351,879	337,808	360,472
		Federal Land	First Nation Reserves	Mixed Hardwood	Pulpwood			63		228	
					Tree Length		379				
				Mixed Softwood	Pulpwood				562	38	
	Roundwood Biomass					714					
	Poplar			Pulpwood				1,036	369		
				Tree Length		2,215					
	Total						3,308	63	1,598	635	
	Import	Nova Scotia	Mixed Hardwood	Pulpwood	15			57			
				Tree Length		6					
Mixed Softwood			Pulpwood			30					
Poplar			Pulpwood	3,404		11,487	5,331	18,272			

Table 5. Total Roundwood Deliveries to Licensee/Sub-Licensee Mills by Source

Mill	Overall Source	Wood_Source	Species	Product	Operating Year					
					2022	2021	2020	2019	2018	
Arbec Forest Products	Import	Nova Scotia	Poplar	Tree Length		5,874				
		Prince Edward Island	Mixed Hardwood	Pulpwood					22	
			Poplar	Pulpwood	11,725		14,010	18,597		
				Tree Length		11,511				
		Québec	Poplar	Pulpwood				239	2,913	
	Total				15,144	17,391	25,527	24,224	21,207	
	Industrial Freehold	Fornebu Lumber	Mixed Hardwood	Pulpwood			111		419	
			Mixed Softwood	Pulpwood			51		323	
			Poplar	Pulpwood			194		497	
		J.D. Irving	Mixed Hardwood	Pulpwood			365	326	69	
			Mixed Softwood	Pulpwood			163	13		
			Poplar	Pulpwood	1,014		1,351	863	3,367	
				Tree Length		1,417				
		Total				1,014	1,417	2,235	1,202	4,675
		Marketing Board	NSH - North Shore	Mixed Hardwood	Pulpwood	6,667		9,328	9,259	4,775
					Tree Length		14,125			
	Mixed Softwood			Pulpwood			15,734	18,672	10,550	
				Roundwood Biomass	18,428	21,777				
				Poplar	Pulpwood	29,842		35,426		24,433
	NTH - Northumberland		Poplar	Tree Length		28,539				
				Mixed Hardwood	Pulpwood	15,136		16,374	13,991	11,134
			Mixed Softwood	Pulpwood			22,513		27,060	
				Roundwood Biomass	25,641	22,044				
	SENB - South East New Brunswick		Mixed Hardwood	Pulpwood	10,806		9,418	13,601	11,576	
				Tree Length		13,110				
			Mixed Softwood	Pulpwood			31,074	39,626	26,649	
Roundwood Biomass				28,563	31,922					
Poplar				Pulpwood	44,101		62,189	67,600	57,865	
SNB - Southern New	Mixed Hardwood		Tree Length		63,015					
			Pulpwood	26			920	2,760		

Table 5. Total Roundwood Deliveries to Licensee/Sub-Licensee Mills by Source

Mill	Overall Source	Wood_Source	Species	Product	Operating Year					
					2022	2021	2020	2019	2018	
Arbec Forest Products	Marketing Board	SNB - Southern New Brunswick	Mixed Hardwood	Tree Length		933				
			Mixed Softwood	Pulpwood			3,284	3,242	3,419	
				Roundwood Biomass	2,455	2,624				
			Poplar	Pulpwood	8,571		7,612	5,315	7,115	
		Tree Length			7,384					
		YSC - York Sunbury Charlotte	Mixed Hardwood	Pulpwood	9		110	812	127	
				Tree Length		19				
			Mixed Softwood	Pulpwood			231	904	108	
				Roundwood Biomass	548	846				
			Poplar	Pulpwood	1,098		428	649	168	
		Tree Length		760						
Total					225,554	243,943	242,029	208,304	217,686	
Total					499,855	617,938	607,662	595,800	586,490	
AV Cell Inc.	Crown Land	01 - Upsalquitch	Birch (Yellow and White)	Pulpwood	13,854		4,108			
			Mixed Hardwood	Pulpwood	91,362	103,623	108,938	100,044	76,693	
			Mixed Softwood	Pulpwood	8,136	81	1,194			
			Mixed Species	Roundwood Biomass					1,921	
			Poplar	Pulpwood		80	16,134			
			Spruce, Fir, Jack Pine	Pulpwood				3,581	5,864	
		03 - Nepisiguit - Miramichi	Birch (Yellow and White)	Pulpwood			1,342			
			Mixed Hardwood	Pulpwood	47,309	62,875	55,808	55,179	46,485	
			Mixed Softwood	Pulpwood	8,329		358			
			Poplar	Pulpwood			1,445			
			Spruce, Fir, Jack Pine	Pulpwood				50		
		09 - Carleton - Restigouche - Tobique	Mixed Hardwood	Pulpwood	27,545	35,102	33,103	29,540	26,400	
			Mixed Softwood	Pulpwood	1,349					
			Poplar	Pulpwood			82			
	Total					197,884	201,761	222,512	188,394	157,363
	Import	Québec	Mixed Softwood	Pulpwood	2,711					
		Total					2,711			
	Industrial Freehold	Acadian Timber	Mixed Hardwood	Pulpwood			1,682	9,849	7,040	
		J.D. Irving	Mixed Hardwood	Pulpwood	3,601	1,992	15,281	7,496	3,268	

Table 5. Total Roundwood Deliveries to Licensee/Sub-Licensee Mills by Source

Mill	Overall Source	Wood_Source	Species	Product	Operating Year					
					2022	2021	2020	2019	2018	
AV Cell Inc.	Freehold	Total			3,601	1,992	16,963	17,345	10,308	
	Marketing Board	NSH - North Shore	Mixed Hardwood	Pulpwood	564	12,859	1,305	1,238	1,727	
			Mixed Softwood	Pulpwood	106					
			Total				670	12,859	1,305	1,238
		Total				204,866	216,612	240,780	206,977	169,398
AV Nackawic Inc.	Crown Land	01 - Upsalquitch	Birch (Yellow and White)	Pulpwood		40	40			
			Mixed Hardwood	Pulpwood	7,108	4,501	13,833	30,234	36,501	
			Mixed Softwood	Pulpwood				42		
			Poplar	Pulpwood	59,794	82,370	41,888	86,265	128,061	
			Spruce, Fir, Jack Pine	Pulpwood		358				
		03 - Nepisiguit - Miramichi	Birch (Yellow and White)	Pulpwood					2,466	
			Mixed Hardwood	Pulpwood	5,159	4,821	1,770	8,640	9,727	
			Poplar	Pulpwood	1,415	64	4,243	13,991	28,274	
		07 - Queens - Charlotte - Fundy	Birch (Yellow and White)	Pulpwood		121	1,012	468	670	
			Mixed Hardwood	Pulpwood	6,698	3,679	2,035	1,285	1,595	
			Poplar	Pulpwood	27,110	24,824	29,232	16,116	22,555	
		08 - York	Birch (Yellow and White)	Pulpwood	39,174	33,466	39,730	34,367	28,591	
				Tree Length				1,177		
			Cedar	Shinglewood			495	590	1,295	
				Studwood			753	637	1,429	
				Tree Length			8			
			Hemlock	Logs			240	263	179	
			Mixed Hardwood	Logs			894	2,662	1,255	
				Pulpwood	65,096	80,352	82,033	97,523	81,485	
				Tree Length				2,348		
			Mixed Softwood	Logs			719			
		Pulpwood				4,021				
		Roundwood Biomass		1,243	86	4,859				
		Studwood				5,140				
		Mixed Species	Roundwood Biomass					5,343		
		Other Softwood	Roundwood Biomass				8,743			
		Poplar	Pulpwood	52,940	49,564	49,688	40,059	34,018		

Table 5. Total Roundwood Deliveries to Licensee/Sub-Licensee Mills by Source

Mill	Overall Source	Wood_Source	Species	Product	Operating Year					
					2022	2021	2020	2019	2018	
AV Nackawic Inc.	Crown Land	08 - York	Poplar	Tree Length				69		
			Red Pine	Studwood				125		
			Spruce, Fir, Jack Pine	Logs				3,995	1,168	
				Pulpwood	182	12,098			2,029	
				Studwood				1,916		
			White Pine	Tree Length				56		
		White Pine	Logs			334	111	826		
		09 - Carleton - Restigouche - Tobique	Birch (Yellow and White)	Pulpwood	8,270	8,270	17,872	4,951	784	
				Tree Length				2,779		
			Cedar	Shinglewood			85	8		
				Studwood			10			
			Hemlock	Logs			32			
				Logs			257	204	13	
			Mixed Hardwood	Pulpwood	74,943	89,463	100,134	83,433	87,963	
				Tree Length				8,500	626	
			Mixed Softwood	Logs			100			
				Studwood			121			
			Other Softwood	Roundwood Biomass				122		
			Poplar	Pulpwood	44,739	47,807	39,840	57,453	49,789	
				Tree Length				62		
	Spruce, Fir, Jack Pine		Logs				21			
		Pulpwood		419						
		Studwood				4				
	Total					393,871	442,303	441,460	511,643	524,176
	Federal Land	Acadia Research Forest	Birch (Yellow and White)	Pulpwood		25		428		
			Mixed Hardwood	Pulpwood				440		
			Poplar	Pulpwood		161		343		
		CFB Gagetown	Birch (Yellow and White)	Pulpwood			373	1,411	2,151	
			Mixed Hardwood	Logs				138		
				Pulpwood			1,885	5,398	6,527	
Mixed Species			Roundwood Biomass					897		
Other Softwood	Roundwood Biomass				1,081					

Table 5. Total Roundwood Deliveries to Licensee/Sub-Licensee Mills by Source

Mill	Overall Source	Wood_Source	Species	Product	Operating Year					
					2022	2021	2020	2019	2018	
AV Nackawic Inc.	Federal Land	CFB Gagetown	Poplar	Pulpwood			1,128	5,381	4,563	
				Logs					121	
			Spruce, Fir, Jack Pine	Pulpwood					42	
				Studwood					305	
		First Nation Reserves	Poplar	Pulpwood				27		
	Total						186	3,386	14,647	14,606
	Import	Maine	Mixed Hardwood	Pulpwood			721	201		
		Total						721	201	
	Industrial Freehold	Acadian Timber	Mixed Hardwood	Pulpwood		644	4,294	17,571	16,425	
				Tree Length				230		
		Birch (Yellow and White)	Pulpwood	4,007	4,007	14,218	12,135	3,494		
			Shinglewood			515				
			Studwood			1,174				
			Tree Length			179				
		Cedar	Shinglewood				628	60		
			Studwood				854	210		
		Hemlock	Logs			55	181	6		
		Mixed Hardwood	Logs			801	364	73		
			Pulpwood	18,443	16,324	53,912	26,520	17,520		
		AV Nackawic	Mixed Softwood	Logs			1,519			
				Pulpwood			1,834			
				Roundwood Biomass		182	2,578			
				Studwood			4,028			
		Mixed Species	Roundwood Biomass					3,522		
		Other Softwood	Roundwood Biomass				6,372			
		Poplar	Pulpwood	21,139	21,139	21,474	23,757	7,692		
		Spruce, Fir, Jack Pine	Logs				319	93		
Pulpwood			799	799			71			
Roundwood Biomass	182									
Studwood					559	80				
White Pine	Logs			19	100	54				
H.J. Crabbe & Sons	Birch (Yellow and White)	Pulpwood				10				

Table 5. Total Roundwood Deliveries to Licensee/Sub-Licensee Mills by Source

Mill	Overall Source	Wood_Source	Species	Product	Operating Year						
					2022	2021	2020	2019	2018		
AV Nackawic Inc.	Industrial Freehold	H.J. Crabbe & Sons	Mixed Hardwood	Pulpwood	7,789	6,346	338	6,817	10,230		
			Mixed Species	Roundwood Biomass					34		
			Other Softwood	Roundwood Biomass				64			
			Poplar	Pulpwood	2,338	2,338		2,938	6,004		
			Spruce, Fir, Jack Pine	Pulpwood	628	628					
		J.D. Irving	Mixed Hardwood	Pulpwood	67,180	61,097	54,734	42,537	47,920		
			Mixed Softwood	Pulpwood			7,188				
				Roundwood Biomass			213				
			Poplar	Pulpwood	43,743	41,580	52,720	31,114	41,621		
			Spruce, Fir, Jack Pine	Pulpwood	2,101	2,101					
		Total					168,349	157,185	221,793	172,840	155,339
		Marketing Board	CVC - Carleton Victoria	Birch (Yellow and White)	Pulpwood	499	787	865	3,038	2,417	
					Tree Length					21	
				Cedar	Shinglewood				49		
	Studwood							340			
	Hemlock			Logs				10			
				Logs				35			
	Mixed Hardwood			Pulpwood	20,384	5,007	11,348	5,862	9,284		
				Tree Length				381			
	Mixed Softwood			Pulpwood			64				
	Other Softwood			Roundwood Biomass				2,437			
	Poplar			Pulpwood	3,254	1,498	5,020	5,814	8,226		
				Tree Length				28	17		
	Spruce, Fir, Jack Pine			Logs				19			
				Pulpwood	72	170					
	MAD - Madawaska		Birch (Yellow and White)	Pulpwood			108				
			Mixed Hardwood	Pulpwood			13				
Poplar			Pulpwood			22	826	188			
NSH - North Shore	Poplar		Pulpwood	982							
NTH - Northumberland	Birch (Yellow and White)		Pulpwood	579	419	3,762	3,326	374			
			Mixed Hardwood	Pulpwood	2,490	4,185	7,785	7,623	7,497		
		Mixed Softwood	Pulpwood			656					

Table 5. Total Roundwood Deliveries to Licensee/Sub-Licensee Mills by Source

Mill	Overall Source	Wood_Source	Species	Product	Operating Year						
					2022	2021	2020	2019	2018		
AV Nackawic Inc.	Marketing Board	NTH - Northumberland	Mixed Softwood	Roundwood Biomass			192				
			Other Softwood	Roundwood Biomass				950			
			Poplar	Pulpwood	1,235	1,626	8,043	12,704	8,619		
			Spruce, Fir, Jack Pine	Pulpwood		192					
		SENB - South East New Brunswick	Birch (Yellow and White)	Pulpwood		41			501		
			Mixed Hardwood	Pulpwood		215	240		1,251	2,099	
			Poplar	Pulpwood	78	703	4,133		7,158	540	
		SNB - Southern New Brunswick	Birch (Yellow and White)	Pulpwood	143	834	2,117		650	478	
			Cedar	Shinglewood				12			
				Studwood				9			
			Mixed Hardwood	Logs				391			
				Pulpwood	862	8,566	10,214		2,269		
			Mixed Softwood	Pulpwood		445					
				Roundwood Biomass				13			
			Mixed Species	Roundwood Biomass						13	
			Poplar	Pulpwood	4,685	16,166	17,221		15,721	13,598	
			Spruce, Fir, Jack Pine	Pulpwood		709					
		White Pine	Logs				37				
		YSC - York Sunbury Charlotte	Birch (Yellow and White)	Logs					53		
				Pulpwood	2,438	6,721	12,549		12,274	5,558	
			Cedar	Shinglewood				245		15	167
				Studwood				391		237	325
				Tree Length				238			
			Hemlock	Logs					26	21	
			Mixed Hardwood	Logs				194		96	82
				Pulpwood	34,758	34,758	37,564		34,175	21,254	
				Tree Length					6,048	1,523	
			Mixed Softwood	Logs					286		
		Pulpwood			590	11,534					
		Roundwood Biomass				6,042			736		
		Studwood				296					
		Mixed Species	Roundwood Biomass						5,327		

Table 5. Total Roundwood Deliveries to Licensee/Sub-Licensee Mills by Source

Mill	Overall Source	Wood_Source	Species	Product	Operating Year				
					2022	2021	2020	2019	2018
AV Nackawic Inc.	Marketing Board	YSC - York Sunbury Charlotte	Other Softwood	Roundwood Biomass				12,768	
			Poplar	Pulpwood	26,402	37,371	39,215	30,360	27,180
				Tree Length				94	324
			Spruce, Fir, Jack Pine	Logs				50	84
				Pulpwood	100	11,134			155
			Studwood				107	264	
		White Pine	Logs			11	28		
		Total				98,961	132,137	180,830	167,323
Total				661,181	731,811	848,190	866,654	810,492	
Canusa Cedar Inc.	Crown Land	01 - Upsalquitch	Cedar	Shinglewood	161	2,158	1,296	8,788	1,534
		03 - Nepisiguit - Miramichi	Cedar	Shinglewood	1,250	1,318	2,354	4,196	1,442
		07 - Queens - Charlotte - Fu..	Cedar	Shinglewood			122		
		08 - York	Cedar	Shinglewood	752	1,040	2,021	1,734	1,527
		09 - Carleton - Restigouche ..	Cedar	Shinglewood	1,695	2,744	2,622	3,104	1,427
		Total			3,858	7,260	8,415	17,822	5,930
	Import	Maine	Cedar	Shinglewood	2,525	1,880	1,797		294
		Québec	Cedar	Shinglewood				190	857
		Total			2,525	1,880	1,797	190	1,151
	Industrial Freehold	Acadian Timber	Cedar	Shinglewood	330	92	1,191	864	432
		AV Cell	Cedar	Shinglewood			53		
		AV Nackawic	Cedar	Shinglewood	41	150		370	
		Devon Lumber	Cedar	Shinglewood		55	240	688	530
		J.D. Irving	Cedar	Shinglewood	651	1,669	5,211	5,690	1,855
		Total			1,022	1,966	6,695	7,612	2,817
	Marketing Board	CVC - Carleton Victoria	Cedar	Shinglewood	110				
		MAD - Madawaska	Cedar	Shinglewood		32	95	254	434
		Total			110	32	95	254	434
	Total				7,515	11,138	17,002	25,878	10,332
	Chaleur Sawmills Associates	Crown Land	01 - Upsalquitch	Spruce, Fir, Jack Pine	Studwood	186,056	196,354	175,085	189,139
03 - Nepisiguit - Miramichi			Spruce, Fir, Jack Pine	Studwood	285,285	280,622	245,117	260,290	250,582
Total					471,341	476,976	420,202	449,429	440,753
Federal Land	First Nation Reserves	Spruce, Fir, Jack Pine	Studwood	153					

Table 5. Total Roundwood Deliveries to Licensee/Sub-Licensee Mills by Source

Mill	Overall Source	Wood_Source	Species	Product	Operating Year				
					2022	2021	2020	2019	2018
Chaleur Sawmills Associates	Federal Land	Total			153				
	Import	Maine	Spruce, Fir, Jack Pine	Studwood			38,142		
		Québec	Spruce, Fir, Jack Pine	Studwood	8,188			65,005	59,725
		Total			8,188		38,142	65,005	59,725
	Industrial Freehold	Chaleur Sawmills Associates	Spruce, Fir, Jack Pine	Studwood		196			
		Fornebu Lumber	Spruce, Fir, Jack Pine	Studwood			3,468	8,384	7,871
		Total				196	3,468	8,384	7,871
	Marketing Board	NSH - North Shore	Spruce, Fir, Jack Pine	Studwood	12,484	20,900	26,238	27,354	16,609
		NTH - Northumberland	Spruce, Fir, Jack Pine	Studwood	2,264	2,701	4,266	8,893	5,470
		SENB - South East New Bru..	Spruce, Fir, Jack Pine	Studwood		37	78	172	
Total				14,748	23,638	30,582	36,419	22,079	
Total				494,430	500,810	492,394	559,237	530,428	
Clair Industrial Development Corp. Ltd.	Crown Land	01 - Upsalquitch	Cedar	Logs		1,951			
				Shinglewood			821	812	
				Studwood	1,188		2,362	907	
		07 - Queens - Charlotte - Fundy	Cedar	Lathwood				31	
				Logs		167			
				Shinglewood			362		
		08 - York	Cedar	Studwood			3,176		
				Logs		2,634			
				Shinglewood	183	397	1,142	391	1,304
		09 - Carleton - Restigouche - Tobique	Cedar	Studwood	708		1,375	540	1,585
				Logs		2,265			
				Shinglewood	223	7,530	1,058	3,769	1,216
				Studwood	1,156		2,423	1,891	848
				Mixed Hardwood			2,449		
		09 - Carleton - Restigouche - Tobique	Poplar	Lathwood				5,244	4,040
Shinglewood	5,034								
Total	8,492			14,944	15,168	13,585	8,993		
Import	Maine	Cedar	Logs		7,464				
			Shinglewood	4,911	40	6,857	14,584	17,071	
			Studwood	4,112		14,000	4,939	9,602	

Table 5. Total Roundwood Deliveries to Licensee/Sub-Licensee Mills by Source

Mill	Overall Source	Wood_Source	Species	Product	Operating Year				
					2022	2021	2020	2019	2018
Clair Industrial Development Corp. Ltd.	Import	Québec	Cedar	Lathwood		1,594			
				Shinglewood	156	8,570			
				Poplar	994				
		Total	10,173	17,668	20,857	19,523	26,673		
	Industrial Freehold	Acadian Timber	Cedar	Lathwood		217			
				Logs		73			
				Shinglewood		13	260		
				Studwood	127		600		
		AV Nackawic	Cedar	Logs		645			
				Studwood	254				
		J.D. Irving	Cedar	Lathwood		3,273			
				Logs		5,580			
				Shinglewood	49	273	170	4,890	3,877
				Studwood	2,315		5,738	2,690	2,207
				Poplar	Lathwood				2,100
		Logs	3,608						
	Total	6,353	10,074	6,768	9,680	9,380			
	Marketing Board	MAD - Madawaska	Cedar	Lathwood		6,280			
				Logs		5,026			
				Shinglewood	730	915			
Studwood				2,963					
Poplar		Logs	1,991						
Total	5,684	12,221							
Total	30,702	54,907	42,793	42,788	45,046				
Delco Forest Products Ltd.	Crown Land	03 - Nepisiguit - Miramichi	Spruce, Fir, Jack Pine	Pulpwood				266	5,730
				Studwood	116,531	107,780	112,032	77,344	137,681
		05 - Kent	Spruce, Fir, Jack Pine	Pulpwood				2,152	4,943
				Studwood	51,771	51,790	52,536	46,288	52,583
		07 - Queens - Charlotte - Fundy	Spruce, Fir, Jack Pine	Pulpwood				134	436
	Studwood			74	15,789		4,251	9,232	
	Total	168,376	175,359	164,568	130,435	210,605			
Federal Land	First Nation Reserves	Spruce, Fir, Jack Pine	Pulpwood				33	275	

Table 5. Total Roundwood Deliveries to Licensee/Sub-Licensee Mills by Source

Mill	Overall Source	Wood_Source	Species	Product	Operating Year					
					2022	2021	2020	2019	2018	
Delco Forest Products Ltd.	Federal Land	First Nation Reserves	Spruce, Fir, Jack Pine	Studwood		1,081		867	3,796	
		Total				1,081		900	4,071	
	Import	Prince Edward Island	Spruce, Fir, Jack Pine	Studwood			608			
		Total					608			
	Industrial Freehold	Fornebu Lumber	Spruce, Fir, Jack Pine	Studwood					481	
		J.D. Irving	Spruce, Fir, Jack Pine	Studwood		9,769				
		Total				9,769			481	
	Marketing Board	NSH - North Shore	Spruce, Fir, Jack Pine	Pulpwood					1,177	
				Studwood	11,130	22,162		4,317	9,990	
		NTH - Northumberland	Spruce, Fir, Jack Pine	Pulpwood					2,713	
				Studwood	24,000	30,787	37,491	35,000	29,400	
		SENB - South East New Brunswick	Spruce, Fir, Jack Pine	Pulpwood					35,344	
				Studwood	66,910	69,108	122,877	115,304	94,147	
		SNB - Southern New Brunswick	Spruce, Fir, Jack Pine	Pulpwood					747	
				Studwood	10,215	6,134	10,687	402	3,001	
YSC - York Sunbury Charlotte	Spruce, Fir, Jack Pine	Studwood	3,190	13,362	8,477	6,510				
Total				115,445	141,553	179,532	161,533	176,519		
Total				283,821	327,762	344,708	292,868	391,676		
Devon Lumber Co. Ltd.	Crown Land	07 - Queens - Charlotte - Fundy	Cedar	Tree Length			32	515	81	
			Spruce, Fir, Jack Pine	Pulpwood		2,185	4,184	5,898	8,598	
				Studwood	212	4,952	21,054	24,640	34,769	
		08 - York	Spruce, Fir, Jack Pine	Cedar	Tree Length		79	132	1,219	377
				Pulpwood	3,303	664	2,207	2,687	4,801	
				Studwood	8,086	957	6,752	6,790	14,242	
	Total				11,601	8,837	34,361	41,749	62,868	
	Federal Land	CFB Gagetown	Spruce, Fir, Jack Pine	Pulpwood					112	
				Studwood				169	285	
		First Nation Reserves	Spruce, Fir, Jack Pine	Pulpwood	925					
	Total				925			169	397	
	Industrial Freehold	AV Nackawic	Cedar	Tree Length		800	1,312	427		
H.J. Crabbe & Sons		Cedar	Tree Length			324	913	2,229		
J.D. Irving		Cedar	Tree Length	34	225					

Table 5. Total Roundwood Deliveries to Licensee/Sub-Licensee Mills by Source

Mill	Overall Source	Wood_Source	Species	Product	Operating Year				
					2022	2021	2020	2019	2018
Devon Lumber Co. Ltd.	Freehold	Total			34	1,025	1,636	1,340	2,229
	Marketing Board	CVC - Carleton Victoria	Cedar	Tree Length					787
		NTH - Northumberland	Cedar	Tree Length	34		1,348	537	182
			Spruce, Fir, Jack Pine	Pulpwood	1,318	3,252	2,100		1,332
		Studwood		5,572	461	416		702	5,502
		SENB - South East New Bru..	Spruce, Fir, Jack Pine	Studwood					510
		SNB - Southern New Brunswick	Cedar	Studwood	84		450		
			Tree Length	49		74			
		YSC - York Sunbury Charlotte	Spruce, Fir, Jack Pine	Pulpwood		1,292			
				Studwood	2,185	826		451	222
		Cedar	Studwood	32		291			
	Tree Length		825	2,842	2,916	1,777	2,150		
	Spruce, Fir, Jack Pine	Pulpwood	3,933	11,787	331	43	195		
Studwood		15,036	7,309	8,724	11,404	5,585			
Total				29,068	27,769	16,650	15,424	15,955	
Total				41,628	37,631	52,647	58,682	81,449	
Eric Goguen & Sons Ltd.	Crown Land	03 - Nepisiguit - Miramichi	Mixed Softwood	Logs		12,015		11,897	
			Spruce, Fir, Jack Pine	Logs	14,390		15,741		12,495
		05 - Kent	Mixed Softwood	Logs		3,570		2,413	
			Spruce, Fir, Jack Pine	Logs	716		2,480		2,387
		07 - Queens - Charlotte - Fu..	Spruce, Fir, Jack Pine	Logs					421
	Total				15,106	15,585	18,221	14,310	15,303
	Marketing Board	SENB - South East New Brunswick	Hemlock	Logs		1,680	1,400		2,325
			Mixed Softwood	Logs		21,431		18,205	
			Spruce, Fir, Jack Pine	Logs			9,285		10,895
		SNB - Southern New Brunswick	White Pine	Logs		762	950		1,540
			Hemlock	Logs		112			210
			Spruce, Fir, Jack Pine	Logs		1,786			1,870
	White Pine	Logs					380		
Total					25,771	11,635	18,205	17,220	
Total				15,106	41,356	29,856	32,515	32,523	
Flakeboard -	Crown Land	07 - Queens - Charlotte -	Mixed Hardwood	Full Tree Chips	36,173	42,178	34,264	43,039	23,700

Table 5. Total Roundwood Deliveries to Licensee/Sub-Licensee Mills by Source

Mill	Overall Source	Wood_Source	Species	Product	Operating Year				
					2022	2021	2020	2019	2018
Flakeboard - St. Stephen	Crown Land	Fundy	Mixed Hardwood	Pulpwood	14,991	46,317	22,378	18,207	60,100
		08 - York	Mixed Hardwood	Full Tree Chips	16,045	14,551	15,421	12,787	7,523
				Pulpwood		932	2,321	1,494	1,105
		09 - Carleton - Restigouche - Tobique	Mixed Hardwood	Full Tree Chips			100		
				Pulpwood	4,172	13,648	9,961	11,311	18,055
	Total			71,381	117,626	84,445	86,838	110,483	
	Federal Land	Acadia Research Forest	Mixed Hardwood	Pulpwood		552	615		
		Total				552	615		
	Import	Maine	Mixed Hardwood	Full Tree Chips				29,888	29,437
				Pulpwood	155,939	34,536	16,131	609	
		Total			155,939	34,536	16,131	30,497	29,437
	Marketing Board	MAD - Madawaska	Mixed Hardwood	Full Tree Chips		476			
		SNB - Southern New Bruns..	Mixed Hardwood	Pulpwood	1,048				
		YSC - York Sunbury Charlotte	Mixed Hardwood	Full Tree Chips					1,267
				Pulpwood	240	705	1,755	263	1,191
Total			1,288	1,181	1,755	263	2,458		
Total				228,608	153,895	102,946	117,598	142,378	
Fornebu Lumber Company Inc.- Bathurst Sawmill	Crown Land	01 - Upsalquitch	Spruce, Fir, Jack Pine	Studwood		2,986	3,950		
		03 - Nepisiguit - Miramichi	Spruce, Fir, Jack Pine	Studwood	407,543	421,329	364,811	319,936	328,900
		Total			407,543	424,315	368,761	319,936	328,900
	Federal Land	First Nation Reserves	Spruce, Fir, Jack Pine	Studwood				2,178	156
		Total						2,178	156
	Industrial Freehold	Fornebu Lumber	Spruce, Fir, Jack Pine	Studwood			74		548
		Total					74		548
	Marketing Board	NSH - North Shore	Spruce, Fir, Jack Pine	Studwood	30,668	32,584	31,924	73,161	39,114
		NTH - Northumberland	Spruce, Fir, Jack Pine	Studwood	23,933	21,237	28,033	28,714	19,047
		SENB - South East New Bru..	Spruce, Fir, Jack Pine	Studwood		1,849	2,086	6,779	1,506
		SNB - Southern New Bruns..	Spruce, Fir, Jack Pine	Studwood			38		
Total			54,601	55,670	62,081	108,654	59,667		
Total			462,144	479,985	430,916	430,768	389,271		
Garant, Div. of Hanson	Crown Land	08 - York	Mixed Hardwood	Logs	505	54			
		Total			505	54			

Table 5. Total Roundwood Deliveries to Licensee/Sub-Licensee Mills by Source

Mill	Overall Source	Wood_Source	Species	Product	Operating Year					
					2022	2021	2020	2019	2018	
Garant, Div. of Hanson Kidde Canada Inc.	Import	Maine	Ash	Logs		14,523				
			Birch (Yellow and White)	Logs		1,917				
			Mixed Hardwood	Logs	16,860	5,682				
		NH - New Hampshire	Ash	Logs		90				
		Total			16,860	22,212				
	Industrial Freehold	Acadian Timber	Birch (Yellow and White)	Logs		519				
			Mixed Hardwood	Logs	1,256	1,772				
		AV Nackawic	Ash	Logs		143				
			Mixed Hardwood	Logs		17				
		Groupe Savoie	Ash	Logs		126				
	Total			1,256	2,577					
	Marketing Board	CVC - Carleton Victoria	Ash	Logs		172				
			Birch (Yellow and White)	Logs		213				
			Mixed Hardwood	Logs	731	231				
		SNB - Southern New Brunswick	Birch (Yellow and White)	Logs		14				
			Mixed Hardwood	Logs		58				
		YSC - York Sunbury Charlotte	Ash	Logs		456				
			Birch (Yellow and White)	Logs		117				
			Mixed Hardwood	Logs	185	536				
	Total			916	1,797					
	Total			19,537	26,640					
	Groupe Savoie Inc.	Crown Land	01 - Upsalquitch	Mixed Hardwood	Logs	26,194	38,814	38,240	38,950	22,692
					Pulpwood	83,913		68,130	113,633	106,452
Mixed Softwood				Roundwood Biomass	271	628				
Poplar				Logs	26,555	24,445	24,527	31,505	31,853	
			Pulpwood	12,789	8,739	10,774	28,938	7,939		
03 - Nepisiguit - Miramichi			Mixed Hardwood	Logs	7,586	49,898	15,565	14,563	16,122	
				Pulpwood	27,048		34,575	15,191	32,205	
			Poplar	Logs	2,185	4,713	772	3,137	110	
Pulpwood				1,514	426	809	1,479	459		
07 - Queens - Charlotte - Fu..			Mixed Hardwood	Logs	4,726	6,002	4,888	5,936	8,847	
08 - York	Mixed Hardwood	Logs	2,152	2,122	3,012	4,413	3,013			

Table 5. Total Roundwood Deliveries to Licensee/Sub-Licensee Mills by Source

Mill	Overall Source	Wood_Source	Species	Product	Operating Year				
					2022	2021	2020	2019	2018
Groupe Savoie Inc.	Crown Land	09 - Carleton - Restigouche - Tobique	Mixed Hardwood	Logs	23,263	25,249	23,709	21,036	28,424
				Pulpwood	103,179	118,384	122,791	117,031	119,310
			Mixed Softwood	Tree Length		3,555			
				Roundwood Biomass	550	2,290			
			Poplar	Logs	8,629	7,741	6,474	3,619	6,305
				Pulpwood	5,425	6,960	6,519	7,292	3,800
			Total				335,979	299,966	360,785
	Import	Maine	Mixed Hardwood	Logs	12,100	8,207	6,500	9,978	5,401
				Poplar		193			
		Québec	Mixed Hardwood	Logs	1,200	1,208	2,487	2,104	3,158
				Pulpwood	210		634	810	195
			Poplar	Logs			290	6	26
		Total				13,510	9,608	9,911	12,898
	Industrial Freehold	Acadian Timber	Mixed Hardwood	Logs	28,878	18,635	24,307	22,631	11,050
				Pulpwood	5,436	4,625	8,127	12,074	8,370
			Poplar	Logs	2,876	2,611			
		AV Cell	Mixed Hardwood	Logs	30	29	37		
		Fornebu Lumber	Mixed Hardwood	Logs					36
		J.D. Irving	Mixed Hardwood	Logs				69	
				Pulpwood	3,121	5,510	4,606	275	
		Poplar	Logs			464	558		
	Total				40,341	31,410	37,541	35,607	19,456
	Marketing Board	CVC - Carleton Victoria	Mixed Hardwood	Logs	132	1,951	262	471	
				Pulpwood	188	2,897	217	96	354
			Mixed Softwood	Roundwood Biomass	153	1,016			
			Poplar	Pulpwood		127			
		MAD - Madawaska	Mixed Hardwood	Logs	439	1,866	1,975	2,335	3,828
				Pulpwood	528	6,068	4,229	3,155	2,022
			Mixed Softwood	Roundwood Biomass		565			
			Poplar	Logs		298	109	2,461	86
Pulpwood				12	308				
NSH - North Shore		Mixed Hardwood	Logs	1,808	4,925	1,591	2,197	2,944	

Table 5. Total Roundwood Deliveries to Licensee/Sub-Licensee Mills by Source

Mill	Overall Source	Wood_Source	Species	Product	Operating Year					
					2022	2021	2020	2019	2018	
Groupe Savoie Inc.	Marketing Board	NSH - North Shore	Mixed Hardwood	Pulpwood	10,515	12,343	4,505	7,262	3,451	
				Tree Length		411				
			Mixed Softwood	Roundwood Biomass	2,057	2,590				
			Poplar	Logs	913	3,263	2,251	2,316	2,814	
				Pulpwood	5,234	6,548	173	827	1,639	
		NTH - Northumberland	Mixed Hardwood	Logs	3	203	243	630	349	
				Pulpwood		39	48	130		
			Poplar	Logs				5		
		SENB - South East New Brunswick	Mixed Hardwood	Logs	24	217	285	89	91	
				Pulpwood	5	44				
	SNB - Southern New Bruns..	Mixed Hardwood	Logs				46	81		
	YSC - York Sunbury Charlotte	Mixed Hardwood	Logs	233	285	581	33			
			Pulpwood	46	53	115				
	Total					22,278	46,993	16,892	22,053	17,659
Total					412,108	387,977	425,129	477,281	433,426	
H. J. Crabbe & Sons Ltd.	Crown Land	08 - York	Mixed Softwood	Logs		27,139				
			Spruce, Fir, Jack Pine	Logs	30,132		41,635	34,379	39,616	
		09 - Carleton - Restigouche - Tobique	Mixed Softwood	Logs		25,316				
			Spruce, Fir, Jack Pine	Logs	31,502		32,268	29,369	27,118	
	Total					61,634	52,455	73,903	63,748	66,734
	Industrial Freehold	Acadian Timber	Spruce, Fir, Jack Pine	Logs	4,087					
		AV Nackawic	Mixed Softwood	Logs		5,189				
			Spruce, Fir, Jack Pine	Logs			2,122			
		H.J. Crabbe & Sons	Cedar	Studwood	2,475					
				Mixed Hardwood	Pulpwood	23,814				
			Mixed Softwood	Logs		54,087				
				Pulpwood	74					
	Poplar	Pulpwood	24,403							
	Spruce, Fir, Jack Pine	Logs	58,358		39,305	59,297	51,071			
Total					113,211	59,276	41,427	59,297	51,071	
Marketing	CVC - Carleton Victoria	Cedar	Studwood	151						

Table 5. Total Roundwood Deliveries to Licensee/Sub-Licensee Mills by Source

Mill	Overall Source	Wood_Source	Species	Product	Operating Year				
					2022	2021	2020	2019	2018
H. J. Crabbe & Sons Ltd.	Marketing Board	CVC - Carleton Victoria	Mixed Hardwood	Pulpwood	462				
			Mixed Softwood	Logs		25,557			
			Poplar	Pulpwood	773				
		Spruce, Fir, Jack Pine	Logs	4,318		11,914	12,298	5,237	
		YSC - York Sunbury Charlotte	Mixed Softwood	Logs		15,621			
			Spruce, Fir, Jack Pine	Logs	6,631		9,565	2,437	9,023
	Total				12,335	41,178	21,479	14,735	14,260
	Total					187,180	152,909	136,809	137,780
J.D. Irving - Baker Brook	Crown Land	01 - Upsalquitch	Cedar	Studwood				7,470	6,394
		03 - Nepisiguit - Miramichi	Cedar	Studwood					243
		07 - Queens - Charlotte - Fu..	Cedar	Studwood				4,114	3,075
		08 - York	Cedar	Studwood				296	3,601
		09 - Carleton - Restigouche ..	Cedar	Studwood				1,450	3,033
		Total							13,330
	Import	Maine	Cedar	Studwood				11,813	24,889
		Québec	Cedar	Studwood				11,621	29,747
		Total							23,434
	Industrial Freehold	Acadian Timber	Cedar	Studwood				1,107	
		AV Nackawic	Cedar	Studwood				403	764
		J.D. Irving	Cedar	Studwood				4,940	5,117
		Total							6,450
	Marketing Board	CVC - Carleton Victoria	Cedar	Studwood				99	1,476
		MAD - Madawaska	Cedar	Studwood				1,115	3,360
		NSH - North Shore	Cedar	Studwood				396	153
		NTH - Northumberland	Cedar	Studwood				99	39
		SENB - South East New Bru..	Cedar	Studwood				284	
		SNB - Southern New Bruns..	Cedar	Studwood				64	
		YSC - York Sunbury Charlotte	Cedar	Studwood				1,067	
Total							3,124	5,028	
Total								46,338	81,891
J.D. Irving - Chip Plant -	Crown Land	03 - Nepisiguit - Miramichi	Spruce, Fir, Jack Pine	Pulpwood		23		2,147	
		07 - Queens - Charlotte -	Mixed Hardwood	Pulpwood		15,966	24,829		

Table 5. Total Roundwood Deliveries to Licensee/Sub-Licensee Mills by Source

Mill	Overall Source	Wood_Source	Species	Product	Operating Year				
					2022	2021	2020	2019	2018
J.D. Irving - Chip Plant - Sussex	Crown Land	Fundy	Spruce, Fir, Jack Pine	Pulpwood	243,885	174,834	183,752	234,041	
		08 - York	Spruce, Fir, Jack Pine	Pulpwood	6,599			2	
		Total			250,484	190,823	208,581	236,190	
	Federal Land	CFB Gagetown	Spruce, Fir, Jack Pine	Pulpwood	190	2,309	2,709	5,898	
		Total			190	2,309	2,709	5,898	
	Import	Nova Scotia	Mixed Hardwood	Pulpwood			19,708		
		Total					19,708		
	Industrial Freehold	AV Nackawic	Spruce, Fir, Jack Pine	Pulpwood	1,051	268	1,469		
		J.D. Irving	Mixed Hardwood	Pulpwood		5,052	9,835		
			Spruce, Fir, Jack Pine	Pulpwood	140,627	104,404	174,662	133,278	
		Total			141,678	109,724	185,966	133,278	
	Marketing Board	CVC - Carleton Victoria	Spruce, Fir, Jack Pine	Pulpwood	815				
		NSH - North Shore	Spruce, Fir, Jack Pine	Pulpwood			14,432	94	
		NTH - Northumberland	Mixed Hardwood	Pulpwood			407		
			Spruce, Fir, Jack Pine	Pulpwood	5,504	2,955		9,879	
		SENB - South East New Brunswick	Mixed Hardwood	Pulpwood		2,129	1,633		
			Spruce, Fir, Jack Pine	Pulpwood	21,984	30,086	27,134	9,432	
		SNB - Southern New Brunswick	Mixed Hardwood	Pulpwood		5,075	7,745		
			Spruce, Fir, Jack Pine	Pulpwood	86,805	85,217	93,785	78,664	
	YSC - York Sunbury Charlotte	Spruce, Fir, Jack Pine	Pulpwood	15,091	16,746	14,920	34,252		
Total			130,199	142,208	160,056	132,321			
Total			522,551	445,064	577,020	507,687			
J.D. Irving - Grand Lake Timber	Crown Land	01 - Upsalquitch	Spruce, Fir, Jack Pine	Logs			49		
		03 - Nepisiguit - Miramichi	Spruce, Fir, Jack Pine	Logs	14,084	15,883	29,713	12,928	2,211
				Studwood	62,628	55,637	44,029	21,314	4,694
		07 - Queens - Charlotte - Fundy	Spruce, Fir, Jack Pine	Logs	229,262	239,543	215,979	291,222	325,424
				Studwood	287,757	252,014	215,361	167,716	164,799
		08 - York	Spruce, Fir, Jack Pine	Logs	3,448	13,314	387	1,471	
				Studwood	5,575	12,035		4,240	
	09 - Carleton - Restigouche ..	Spruce, Fir, Jack Pine	Logs			37			
Total			602,754	588,426	505,555	498,891	497,128		
Federal Land	CFB Gagetown	Spruce, Fir, Jack Pine	Logs		1,012	1,726	6,785	3,799	

Table 5. Total Roundwood Deliveries to Licensee/Sub-Licensee Mills by Source

Mill	Overall Source	Wood_Source	Species	Product	Operating Year				
					2022	2021	2020	2019	2018
J.D. Irving - Grand Lake Timber	Federal Land	CFB Gagetown	Spruce, Fir, Jack Pine	Studwood		1,849	5,374	8,075	6,370
		Total				2,861	7,100	14,860	10,169
	Import	Nova Scotia	Spruce, Fir, Jack Pine	Studwood	3				
		Prince Edward Island	Spruce, Fir, Jack Pine	Logs			1,054	3,853	
				Studwood					1,901
	Total				3		1,054	3,853	1,901
	Industrial Freehold	AV Nackawic	Spruce, Fir, Jack Pine	Logs	3,380	1,141	3,067	419	1,290
				Studwood	2,437	2,427	1,020		
		Devon Lumber	Spruce, Fir, Jack Pine	Logs			335		
		J.D. Irving	Spruce, Fir, Jack Pine	Logs	154,868	105,401	134,337	121,202	90,194
				Studwood	50,944	90,294	71,416	48,978	69,039
		Total			211,629	199,263	210,175	170,599	160,523
	Marketing Board	CVC - Carleton Victoria	Spruce, Fir, Jack Pine	Logs			434	1,450	809
				Studwood	21		18	39	193
		NSH - North Shore	Spruce, Fir, Jack Pine	Logs		624		405	
				Studwood	15	1,638	1,725	333	
		NTH - Northumberland	Spruce, Fir, Jack Pine	Logs	15,282	20,398	26,546	19,796	18,129
				Studwood	24,825	36,548	30,537	26,855	26,228
		SENB - South East New Brunswick	Spruce, Fir, Jack Pine	Logs	18,956	13,880	18,892	14,237	14,662
				Studwood	10,092	5,194		1,944	2,782
		SNB - Southern New Brunswick	Spruce, Fir, Jack Pine	Logs	70,477	70,652	90,545	65,834	60,027
				Studwood	18,256	31,192	33,881	16,406	9,599
		YSC - York Sunbury Charlotte	Spruce, Fir, Jack Pine	Logs	26,216	61,419	50,976	55,204	43,054
	Studwood			34,275	62,647	43,965	66,979	46,710	
	Total			218,415	304,192	297,519	269,482	222,193	
	Total				1,032,801	1,094,742	1,021,403	957,685	891,914
	J.D. Irving - IP&P	Crown Land	03 - Nepisiguit - Miramichi	Mixed Hardwood	Full Tree Chips	4,164		28	1,048
Mixed Softwood				Full Tree Chips					86
Spruce, Fir, Jack Pine				Full Tree Chips	23				
07 - Queens - Charlotte - Fundy			Mixed Hardwood	Full Tree Chips	75,460	95,396	97,967	177,567	156,921
			Mixed Softwood	Full Tree Chips					106,303
			Spruce, Fir, Jack Pine	Full Tree Chips	60,093	59,948	65,117	68,333	

Table 5. Total Roundwood Deliveries to Licensee/Sub-Licensee Mills by Source

Mill	Overall Source	Wood_Source	Species	Product	Operating Year				
					2022	2021	2020	2019	2018
J.D. Irving - IP&P	Crown Land	08 - York	Mixed Hardwood	Full Tree Chips				1,336	1,020
			Mixed Softwood	Full Tree Chips					24
		09 - Carleton - Restigouche ..	Mixed Hardwood	Full Tree Chips			3,054	2,761	2,728
		Total				139,740	155,344	166,166	251,045
	Import	Maine	Mixed Hardwood	Full Tree Chips	5,085	6,182		47,747	56,941
			Mixed Softwood	Full Tree Chips					31,800
			Spruce, Fir, Jack Pine	Full Tree Chips				9,758	
		Nova Scotia	Mixed Hardwood	Full Tree Chips				37,511	25,674
		Québec	Mixed Softwood	Full Tree Chips					29,073
		Total				5,085	6,182		95,016
	Industrial Freehold	AV Nackawic	Mixed Hardwood	Full Tree Chips				2,267	
			Mixed Softwood	Full Tree Chips					26
		Delco	Spruce, Fir, Jack Pine	Full Tree Chips				9,335	
		J.D. Irving	Mixed Hardwood	Full Tree Chips		72,780	156,084	96,952	115,527
			Mixed Softwood	Full Tree Chips					35,390
		Spruce, Fir, Jack Pine	Full Tree Chips	98,251	88,576		17,082		
	Total				98,251	161,356	156,084	125,636	150,943
	Marketing Board	CVC - Carleton Victoria	Mixed Hardwood	Full Tree Chips	399			103	1,008
		NTH - Northumberland	Mixed Hardwood	Full Tree Chips	575	63	2,242	458	20
			Spruce, Fir, Jack Pine	Full Tree Chips	66	242	7,183		
		SENB - South East New Brunswick	Mixed Hardwood	Full Tree Chips	980	3,193	4,077	451	3,977
			Other Softwood	Full Tree Chips					2,601
		SNB - Southern New Brunswick	Mixed Hardwood	Full Tree Chips	4,045	7,793	16,984	19,416	14,981
			Other Softwood	Full Tree Chips					21,700
			Spruce, Fir, Jack Pine	Full Tree Chips		637	4,223	18,444	
		YSC - York Sunbury Charlotte	Mixed Hardwood	Full Tree Chips	785	2,246	3,319	3,733	870
			Other Softwood	Full Tree Chips					2,862
	Spruce, Fir, Jack Pine	Full Tree Chips	94	2,147	1,422	7,449			
	Total				6,944	16,321	39,450	50,054	48,019
	Total				250,020	339,203	361,700	521,751	609,566
J.D. Irving - Irving Paper	Import	Maine	Spruce, Fir, Jack Pine	Full Tree Chips				19,671	65,261
		Total						19,671	65,261

Table 5. Total Roundwood Deliveries to Licensee/Sub-Licensee Mills by Source

Mill	Overall Source	Wood_Source	Species	Product	Operating Year				
					2022	2021	2020	2019	2018
J.D. Irving - Irving Paper	Industrial Freehold	J.D. Irving	Spruce, Fir, Jack Pine	Full Tree Chips					12,655
		Total						12,655	
	Total							19,671	77,916
J.D. Irving - Kedgwick	Crown Land	01 - Upsalquitch	Spruce, Fir, Jack Pine	Studwood	89,202	113,447	111,310	103,363	107,037
		03 - Nepisiguit - Miramichi	Spruce, Fir, Jack Pine	Studwood	7,223	11,260	10,087	25,305	28,772
		07 - Queens - Charlotte - Fu..	Spruce, Fir, Jack Pine	Studwood				522	
		09 - Carleton - Restigouche ..	Spruce, Fir, Jack Pine	Studwood	177,129	156,989	140,465	130,945	146,784
		Total			273,554	281,696	261,862	260,135	282,593
	Import	Québec	Spruce, Fir, Jack Pine	Studwood			17	11,365	10,994
		Total					17	11,365	10,994
	Industrial Freehold	J.D. Irving	Spruce, Fir, Jack Pine	Studwood	55,114	40,411	31,881	10,999	51,329
		Twin Rivers	Spruce, Fir, Jack Pine	Studwood	1,907	23	4,091		
		Total			57,021	40,434	35,972	10,999	51,329
	Marketing Board	MAD - Madawaska	Spruce, Fir, Jack Pine	Studwood			42		
		NSH - North Shore	Spruce, Fir, Jack Pine	Studwood	1,605	2,159	2,137	719	1,620
		Total			1,605	2,159	2,179	719	1,620
	Total				332,180	324,289	300,030	283,218	346,536
	J.D. Irving - Russell & Swim Mill	Crown Land	01 - Upsalquitch	White Pine	Logs	3,146	2,846		386
03 - Nepisiguit - Miramichi			White Pine	Logs	38,155	40,400	45,508	38,354	37,712
05 - Kent			White Pine	Logs	851	709	964	66	
07 - Queens - Charlotte - Fu..			White Pine	Logs	60,181	66,288	52,184	56,249	60,989
08 - York			White Pine	Logs	2,515	3,481	105	1,388	4,155
Total					104,848	113,724	98,761	96,443	102,894
Federal Land		CFB Gagetown	White Pine	Logs	11	215		3,987	1,484
		Total			11	215		3,987	1,484
Import		Nova Scotia	White Pine	Logs	310	631		182	386
		Prince Edward Island	White Pine	Logs					128
		Total			310	631		182	514
Industrial Freehold		AV Nackawic	White Pine	Logs	256	170	608	133	
		J.D. Irving	White Pine	Logs	15,287	8,409		8,878	1,484
		Total			15,543	8,579	608	9,011	1,484
Marketing	CVC - Carleton Victoria	White Pine	Logs		7			148	

Table 5. Total Roundwood Deliveries to Licensee/Sub-Licensee Mills by Source

Mill	Overall Source	Wood_Source	Species	Product	Operating Year						
					2022	2021	2020	2019	2018		
J.D. Irving - Russell & Swim Mill	Marketing Board	NSH - North Shore	White Pine	Logs		835	471	1,262	467		
		NTH - Northumberland	White Pine	Logs	6,627	7,034	6,744	12,320	8,822		
		SENB - South East New Bru..	White Pine	Logs		467	4,107	1,780			
		SNB - Southern New Bruns..	White Pine	Logs	8,484	5,409	8,415	6,589	6,898		
		YSC - York Sunbury Charlotte	White Pine	Logs	2,972	8,746	11,571	5,988	4,263		
		Total				18,083	22,498	31,308	27,939	20,598	
	Total				138,795	145,647	130,677	137,562	126,974		
J.D. Irving - Sawmill - Sussex	Crown Land	03 - Nepisiguit - Miramichi	Spruce, Fir, Jack Pine	Logs				4,293			
				Pulpwood					21		
				Studwood	196	2,849	4,625		1,162		
		05 - Kent	Spruce, Fir, Jack Pine	Studwood				1,833			
				07 - Queens - Charlotte - Fundy	Mixed Hardwood	Pulpwood					34,614
						Spruce, Fir, Jack Pine	Pulpwood				210,205
		Studwood	278,009	266,500	232,032	303,110	266,980				
		08 - York	Spruce, Fir, Jack Pine	Pulpwood						1,777	
	Studwood			2,147	2,703	7,388					
	Total				280,352	272,052	245,878	307,403	514,759		
	Federal Land	CFB Gagetown	Mixed Hardwood	Pulpwood					6		
				Logs				847			
			Spruce, Fir, Jack Pine	Pulpwood					4,119		
				Studwood		1,023	9		843		
	Total					1,023	9	847	4,968		
	Import	Nova Scotia	Mixed Hardwood	Pulpwood					1,785		
				Spruce, Fir, Jack Pine	Pulpwood				44		
			Studwood					3,521			
	Total								5,350		
	Industrial Freehold	AV Nackawic	Spruce, Fir, Jack Pine	Studwood	1,396	911	11,428				
		J.D. Irving	Spruce, Fir, Jack Pine	Studwood	116,958	56,725	107,331	112,873	101,802		
Total				118,354	57,636	118,759	112,873	101,802			
Marketing Board	CVC - Carleton Victoria	Spruce, Fir, Jack Pine	Pulpwood					1,551			
			Studwood		243			1,336			
	NSH - North Shore	Spruce, Fir, Jack Pine	Logs				11				

Table 5. Total Roundwood Deliveries to Licensee/Sub-Licensee Mills by Source

Mill	Overall Source	Wood_Source	Species	Product	Operating Year						
					2022	2021	2020	2019	2018		
J.D. Irving - Sawmill - Sussex	Marketing Board	NSH - North Shore	Spruce, Fir, Jack Pine	Studwood	36	1,687	652				
		NTH - Northumberland	Spruce, Fir, Jack Pine	Logs				4,082			
				Pulpwood					11,190		
				Studwood	179	1,251	395		449		
		SENB - South East New Brunswick	Spruce, Fir, Jack Pine	Mixed Hardwood	Pulpwood					852	
				Logs	Pulpwood				10,155		
					Studwood	25,935	12,476	22,807		11,066	
		SNB - Southern New Brunswick	Spruce, Fir, Jack Pine	Mixed Hardwood	Pulpwood					7,346	
				Logs	Pulpwood				104,946		
					Studwood	104,848	119,190	124,702		84,432	
		YSC - York Sunbury Charlotte	Spruce, Fir, Jack Pine	Mixed Hardwood	Pulpwood					179	
				Logs	Pulpwood				11,368		
					Studwood	1,306	10,463	7,496		28,834	
		Total					132,304	145,310	156,052	130,562	290,982
		Total					531,010	476,021	520,698	551,685	917,861
J.D. Irving - St. Leonard	Crown Land	01 - Upsalquitch	Spruce, Fir, Jack Pine	Logs	80,464	95,688	90,796	82,656	68,562		
				Pulpwood	2,043						
				Studwood	1,427	1,106	2,106	3,032	2,336		
		03 - Nepisiguit - Miramichi	Spruce, Fir, Jack Pine	Logs	6,619	9,709	4,636	12,860	14,659		
				Studwood	2,035	2,683	3,231	253	744		
		07 - Queens - Charlotte - Fundy	Spruce, Fir, Jack Pine	Logs	343	861		95	508		
				Studwood	12,344	7,338	198	165	16,741		
		08 - York	Spruce, Fir, Jack Pine	Logs	9,841	29,688	20,387	2,931	2,900		
				Studwood	14,265	51,474	10,214	3,634	7,997		
		09 - Carleton - Restigouche - Tobique	Spruce, Fir, Jack Pine	Logs	149,005	164,588	184,076	212,529	173,737		
				Pulpwood	7,774	35	668	121	164		
				Studwood	76,364	65,725	65,101	103,194	88,229		
Total					362,524	428,895	381,413	421,470	376,577		
Federal Land	CFB Gagetown	Spruce, Fir, Jack Pine	Logs				50	818			

Table 5. Total Roundwood Deliveries to Licensee/Sub-Licensee Mills by Source

Mill	Overall Source	Wood_Source	Species	Product	Operating Year				
					2022	2021	2020	2019	2018
J.D. Irving - St. Leonard	Federal Land	CFB Gagetown	Spruce, Fir, Jack Pine	Studwood					825
		Total					50	1,643	
	Import	Maine	Spruce, Fir, Jack Pine	Logs	145,346	122,215	157,748	178,721	201,927
				Pulpwood		1,700			2,787
				Studwood			1,486	59,884	25,874
		Québec	Spruce, Fir, Jack Pine	Logs	5,064	7,623	15,274	17,214	16,800
				Studwood	8,230	17,075	23,343	32,182	17,626
		Total			158,640	148,613	197,851	288,001	265,014
	Industrial Freehold	Acadian Timber	Spruce, Fir, Jack Pine	Logs	7,260	7,473	28,903	18,390	
				Studwood	458	12,807	18,916	23,976	
		AV Nackawic	Spruce, Fir, Jack Pine	Logs	12,482	9,780	18,152	17,685	4,230
				Studwood	19,978	19,138	11,933	24,822	11,082
		J.D. Irving	Spruce, Fir, Jack Pine	Logs	141,008	126,985	85,275	95,029	160,795
				Pulpwood	126,744	34,608	101,034	69,924	35,778
		Twin Rivers	Spruce, Fir, Jack Pine	Logs		17			
				Studwood		1,590			
		Total			730,714	663,107	649,444	677,550	578,978
		Marketing Board	CVC - Carleton Victoria	Spruce, Fir, Jack Pine	Logs	340	1,405	9,749	21,952
	Pulpwood								109
	Studwood				219	2,058	13,689	30,773	34,831
	MAD - Madawaska		Spruce, Fir, Jack Pine	Logs	25,741	31,899	39,568	34,518	29,410
				Pulpwood	43		35		88
	NSH - North Shore		Spruce, Fir, Jack Pine	Studwood	33,271	47,772	46,520	41,914	32,383
				Logs	6,201		4,607	8,061	6,055
	NTH - Northumberland		Spruce, Fir, Jack Pine	Pulpwood	535				
				Studwood	92	52	415	147	
	SENB - South East New Bru..		Spruce, Fir, Jack Pine	Logs		10,336			4
				Studwood					885
	SNB - Southern New Brunswick		Spruce, Fir, Jack Pine	Studwood					46
				Logs					64
	Studwood						202	107	

Table 5. Total Roundwood Deliveries to Licensee/Sub-Licensee Mills by Source

Mill	Overall Source	Wood_Source	Species	Product	Operating Year					
					2022	2021	2020	2019	2018	
J.D. Irving - St. Leonard	Marketing Board	YSC - York Sunbury Charlotte	Spruce, Fir, Jack Pine	Logs			1,238	4,156	4,345	
				Pulpwood			12			
				Studwood			2,307	5,236	6,410	
	Total			66,442	93,522	118,140	146,959	135,970		
Total				1,318,320	1,334,137	1,346,848	1,534,030	1,358,182		
J.D. Irving - Utopia Mill	Crown Land	03 - Nepisiguit - Miramichi	Birch (Yellow and White)	Full Tree Chips	3,130					
			Mixed Hardwood	Full Tree Chips	262		1,224			
		07 - Queens - Charlotte - Fundy	Birch (Yellow and White)	Full Tree Chips	64,040					
			Mixed Hardwood	Full Tree Chips	23,406	37,655	131,086	150,662	128,773	
			White Birch	Full Tree Chips		69,802				
		08 - York	Birch (Yellow and White)	Full Tree Chips	4,019					
			Mixed Hardwood	Full Tree Chips		67	5,894	6,562	7,730	
			White Birch	Full Tree Chips		6,207				
		09 - Carleton - Restigouche ..	White Birch	Full Tree Chips		172				
			Total			94,857	113,903	136,980	158,448	136,503
	Federal Land	CFB Gagetown	Mixed Hardwood	Full Tree Chips					108	
		Total							108	
	Import	Nova Scotia	Mixed Hardwood	Full Tree Chips		59	869	11,628	8,637	
		Total				59	869	11,628	8,637	
	Industrial Freehold	AV Nackawic	Birch (Yellow and White)	Full Tree Chips		840				
			Mixed Hardwood	Full Tree Chips	72,770		4,646	1,902	5,134	
		Flakeboard	Mixed Hardwood	Full Tree Chips	7,795					
		J.D. Irving	Birch (Yellow and White)	Full Tree Chips		60,297				
			Mixed Hardwood	Full Tree Chips	26,924	22,547	118,693	83,086	98,954	
		Total			107,489	83,684	123,339	84,988	104,088	
	Marketing Board	NTH - Northumberland	Birch (Yellow and White)	Full Tree Chips		91				
			Mixed Hardwood	Full Tree Chips	69,544	30	1,795	492		
		SENB - South East New Brunswick	Birch (Yellow and White)	Full Tree Chips		7,000				
Mixed Hardwood			Full Tree Chips	3,552	98	11,066	4,339	2,440		
SNB - Southern New Brunswick		Birch (Yellow and White)	Full Tree Chips		12,861					
		Mixed Hardwood	Full Tree Chips	7,795	716	25,057	20,195	18,201		
YSC - York Sunbury Charlotte	Birch (Yellow and White)	Full Tree Chips		3,157						

Table 5. Total Roundwood Deliveries to Licensee/Sub-Licensee Mills by Source

Mill	Overall Source	Wood_Source	Species	Product	Operating Year				
					2022	2021	2020	2019	2018
J.D. Irving - Utopia Mill	Marketing Board	YSC - York Sunbury Charlotte	Mixed Hardwood	Full Tree Chips		796	5,440	9,296	
		Total			80,891	24,749	43,358	34,322	20,641
	Total				283,237	222,395	304,546	289,386	269,977
J.D. Irving - Veneer Siding	Crown Land	01 - Upsalquitch	Mixed Hardwood	Logs	272	251	356	388	925
		03 - Nepisiguit - Miramichi	Mixed Hardwood	Logs					28
		07 - Queens - Charlotte - Fu..	Mixed Hardwood	Logs	928	2,043	3,231	6,937	8,722
		08 - York	Mixed Hardwood	Logs		1,431	548	5,042	2,596
		09 - Carleton - Restigouche ..	Mixed Hardwood	Logs	18,984	22,854	21,016	26,102	26,287
		Total			20,184	26,579	25,151	38,469	38,558
	Federal Land	CFB Gagetown	Mixed Hardwood	Logs					18
		Total							18
	Import	Maine	Mixed Hardwood	Logs	68,024	80,099	59,399	58,422	69,161
		Nova Scotia	Mixed Hardwood	Logs				621	143
		Québec	Mixed Hardwood	Logs	7,612	6,514	7,155	24,997	31,208
		Total			75,636	86,613	66,554	84,040	100,512
	Industrial Freehold	Acadian Timber	Mixed Hardwood	Logs		7,319		7,948	
		AV Nackawic	Mixed Hardwood	Logs		892	1,755	3,833	1,001
		J.D. Irving	Mixed Hardwood	Logs	54,057	85,368	57,352	98,119	58,317
		Twin Rivers	Mixed Hardwood	Logs			4,844		
		Total			54,057	93,579	63,951	109,900	59,318
	Marketing Board	CVC - Carleton Victoria	Mixed Hardwood	Logs	57				52
		MAD - Madawaska	Mixed Hardwood	Logs	313	251	1,054	2,529	33
		NTH - Northumberland	Mixed Hardwood	Logs			31	147	7
		SNB - Southern New Bruns..	Mixed Hardwood	Logs		123	335	428	442
		YSC - York Sunbury Charlotte	Mixed Hardwood	Logs		4	73	87	53
		Total			370	378	1,493	3,191	587
Total				150,247	207,149	157,149	235,600	198,993	
John W. Jamer Ltd.	Crown Land	08 - York	White Pine	Logs	359				
			Mixed Softwood	Logs	3,500	3,566			
		09 - Carleton - Restigouche - Tobique	Spruce, Fir, Jack Pine	Logs					3,034
			Tamarack (larch)	Logs					349
			White Pine	Logs		150			

Table 5. Total Roundwood Deliveries to Licensee/Sub-Licensee Mills by Source

Mill	Overall Source	Wood_Source	Species	Product	Operating Year				
					2022	2021	2020	2019	2018
John W. Jamer Ltd.	Crown Land	Total			3,859	3,716			3,383
	Industrial Freehold	Acadian Timber	Spruce, Fir, Jack Pine	Logs					189
		Total							189
	Marketing Board	CVC - Carleton Victoria	Tamarack (larch)	Logs					196
		Total							196
Total					3,859	3,716			3,768
Junction Lumber Products Inc.	Crown Land	01 - Upsalquitch	Cedar	Studwood	2,711	5,995	3,969	4,137	309
		03 - Nepisiguit - Miramichi	Cedar	Studwood	9,943	9,346	8,997	9,502	10,483
		05 - Kent	Cedar	Studwood	318	977	247	290	104
		08 - York	Cedar	Studwood			41		
		09 - Carleton - Restigouche ..	Cedar	Studwood			6		
		Total			12,972	16,318	13,260	13,929	10,896
	Federal Land	First Nation Reserves	Cedar	Studwood		193		220	836
		Total				193		220	836
	Import	Québec	Cedar	Studwood	517	1,420	761	4,635	3,701
		Total			517	1,420	761	4,635	3,701
	Industrial Freehold	AV Cell	Cedar	Studwood			43		
		Fornebu Lumber	Cedar	Studwood					70
		J.D. Irving	Cedar	Studwood	43	706		215	
		Total			43	706	43	215	70
	Marketing Board	NSH - North Shore	Cedar	Studwood	1,932	3,370	1,108	2,141	2,731
		NTH - Northumberland	Cedar	Studwood	874	517	967	1,882	1,188
		SENB - South East New Bru..	Cedar	Studwood	41	473	562	2,873	830
		YSC - York Sunbury Charlotte	Cedar	Studwood					110
		Total			2,847	4,360	2,637	6,896	4,859
	Total				16,379	22,997	16,701	25,895	20,362
Littles Lumber (Ashmore - Harvey)	Crown Land	03 - Nepisiguit - Miramichi	Red Pine	Logs	357	586	344	74	
				Pulpwood	1,548	2,316	109	1,214	
		07 - Queens - Charlotte - Fundy	Hemlock	Logs	1,092	552	95		153
			Red Pine	Logs	353	693	290	2,202	2,827
				Pulpwood	23	920	2,600	1,196	
				Studwood					2,934

Table 5. Total Roundwood Deliveries to Licensee/Sub-Licensee Mills by Source

Mill	Overall Source	Wood_Source	Species	Product	Operating Year				
					2022	2021	2020	2019	2018
Littles Lumber (Ashmore - Harvey)	Crown Land	08 - York	Hemlock	Logs	1,337	2,497	8,500	1,851	2,490
			Red Pine	Logs	1,769	226	1,861	81	
				Pulpwood	1,333	63	2,450	91	
				Studwood					394
		Total		7,812	7,853	16,249	6,709	8,798	
	Federal Land	Acadia Research Forest	Red Pine	Studwood					121
		CFB Gagetown	Red Pine	Logs			30	150	
				Pulpwood				19	
		Total				30	169	121	
	Import	Maine	Hemlock	Logs	934	6,236	6,301	6,042	6,258
			Red Pine	Logs	119		1,044	283	284
		Total		1,053	6,236	7,345	6,325	6,542	
	Industrial Freehold	AV Nackawic	Red Pine	Studwood					270
		H.J. Crabbe & Sons	Hemlock	Logs	392	178	192	215	1,078
			Red Pine	Logs				31	
		J.D. Irving	Hemlock	Logs	222	561	1,300	210	609
			Red Pine	Logs		626	219	2,592	713
					Pulpwood		61	1,961	595
		Total		614	1,426	3,672	3,643	2,670	
	Marketing Board	CVC - Carleton Victoria	Hemlock	Logs	450	78	142	151	439
				Red Pine	Logs	31	96	9	32
				Pulpwood	44	18	46	102	
		MAD - Madawaska	Red Pine	Logs			106		
				Pulpwood			251		
		NTH - Northumberland	Hemlock	Logs			39	34	
				Red Pine	Logs	525	396	395	88
				Pulpwood		552	64		
		SENB - South East New Brunswick	Red Pine	Logs	50	160	321	41	
				Pulpwood		156	241	223	
			Hemlock	Logs			21		
SNB - Southern New Brunswick		Red Pine	Logs	200	331	1,036	53	1,021	
			Pulpwood	209	295	732	7		

Table 5. Total Roundwood Deliveries to Licensee/Sub-Licensee Mills by Source

Mill	Overall Source	Wood_Source	Species	Product	Operating Year				
					2022	2021	2020	2019	2018
Littles Lumber (Ashmore - Harvey)	Marketing Board	Brunswick	Red Pine	Studwood					46
		YSC - York Sunbury Charlotte	Hemlock	Logs	1,736	1,287	2,883	3,233	1,943
			Red Pine	Logs	444	2,812	799	422	537
				Pulpwood	441	2,011	136	669	
				Studwood					186
	Total				4,130	8,192	7,221	4,901	4,326
Total				13,609	23,707	34,517	21,747	22,457	
Maibec - Balmoral	Crown Land	01 - Upsalquitch	Cedar	Shinglewood		5,674	5,674		3,546
		03 - Nepisiguit - Miramichi	Cedar	Shinglewood		2,655	2,655		5,880
		05 - Kent	Cedar	Shinglewood					20
		Total				8,329	8,329		9,446
	Import	Québec	Cedar	Shinglewood		797	797		641
		Total				797	797		641
	Industrial Freehold	Acadian Timber	Cedar	Shinglewood					262
		Total							262
	Marketing Board	NSH - North Shore	Cedar	Shinglewood		190			190
		NTH - Northumberland	Cedar	Shinglewood		30			
		SENB - South East New Bru..	Cedar	Shinglewood		269			
		Total				489			190
	Total					9,615	9,126		10,539
Maritime Wood Products Inc.	Crown Land	05 - Kent	Mixed Hardwood	Logs	101				
		07 - Queens - Charlotte - Fu..	Mixed Hardwood	Logs	358				
		08 - York	Mixed Hardwood	Logs	980				
		09 - Carleton - Restigouche ..	Mixed Hardwood	Logs	681				
		Total			2,120				
	Industrial Freehold	Acadian Timber	Mixed Hardwood	Logs	943				
		AV Nackawic	Mixed Hardwood	Logs	181				
		H.J. Crabbe & Sons	Mixed Hardwood	Logs	526				
		J.D. Irving	Mixed Hardwood	Logs	1,618				
		North American Forest Prod..	Mixed Hardwood	Logs	142				
Total			3,410						
Marketing	CVC - Carleton Victoria	Mixed Hardwood	Logs	2,443					

Table 5. Total Roundwood Deliveries to Licensee/Sub-Licensee Mills by Source

Mill	Overall Source	Wood_Source	Species	Product	Operating Year					
					2022	2021	2020	2019	2018	
Maritime Wood Products Inc.	Marketing Board	YSC - York Sunbury Charlotte	Mixed Hardwood	Logs	89					
		Total			2,532					
	Total				8,062					
Marwood Ltd. - Tracyville	Crown Land	03 - Nepisiguit - Miramichi	Red Pine	Pulpwood	7,271	5,102		2,567		
				Tree Length		297				
		07 - Queens - Charlotte - Fundy	Cedar	Studwood	2,650	927				
				Poles	185	330	12	795	61	
			Red Pine	Pulpwood		1,310	1,982	312	4,252	
				Tree Length	29	107	12	258	15	
		08 - York	Cedar	Logs		250				
				Studwood	287	3,091	140			
			Red Pine	Poles	239		385			
				Pulpwood	1,217		1,417		1,572	
				Tree Length			845			
			Total				11,878	11,414	4,793	3,932
	Federal Land	Acadia Research Forest	Red Pine	Poles					81	
				Pulpwood					124	
		Total							205	
	Import	Connecticut	Red Pine	Poles	5,214	9,266	3,174	868	319	
		Maine	Red Pine	Poles			522	606	200	
		ME - Maine Trucking/Broker	Red Pine	Poles	636					
		New York	Red Pine	Poles	1,396		701			
		NJ - New Jersey	Red Pine	Poles		1,892				
		South Carolina	Red Pine	Poles	1,230	1,213				
		US - United States Finished ..	Red Pine	Poles	598					
		Total				9,074	12,371	4,397	1,474	519
	Industrial Freehold	Acadian Timber	Red Pine	Poles	145					
				Studwood		1,018				
		AV Nackawic	Red Pine	Pulpwood					807	
				Spruce, Fir, Jack Pine	Pulpwood		315			
H.J. Crabbe & Sons		Cedar	Studwood	1,211	694					
			Red Pine					40		

Table 5. Total Roundwood Deliveries to Licensee/Sub-Licensee Mills by Source

Mill	Overall Source	Wood_Source	Species	Product	Operating Year				
					2022	2021	2020	2019	2018
Marwood Ltd. - Tracyville	Industrial Freehold	J.D. Irving	Cedar	Studwood	653	1,186			
			Red Pine	Poles				65	
				Pulpwood			2,599	471	24
				Tree Length			45		
		Total			2,009	3,213	2,644	536	871
	Marketing Board	CVC - Carleton Victoria	Red Pine	Poles	91	35			
				Pulpwood	23	19	51	135	
		MAD - Madawaska	Red Pine	Pulpwood			556		
		NTH - Northumberland	Cedar	Studwood			280		
		SENB - South East New Brunswick	Red Pine	Poles			187		
				Pulpwood		61	146		
		SNB - Southern New Brunswick	Cedar	Studwood		175	71		
				Poles	29	61	222	130	200
			Red Pine	Pulpwood	102	33	174	64	161
				Tree Length			23		
		Spruce, Fir, Jack Pine	Pulpwood			220			
				Cedar	Studwood	1,497	2,106	1,156	
		YSC - York Sunbury Charlotte	Red Pine	Poles	16	269	231		
				Pulpwood	243	540		322	967
				Tree Length					32
Total				2,001	4,230	3,097	651	1,360	
Total				24,962	31,228	14,931	6,593	8,855	
R.F. Sadler Ltd.	Crown Land	03 - Nepisiguit - Miramichi	Mixed Hardwood	Logs	3,708	3,682	3,955	5,988	4,295
		05 - Kent	Mixed Hardwood	Logs			332	35	143
		07 - Queens - Charlotte - Fu..	Mixed Hardwood	Logs	37	444		247	1,281
		08 - York	Mixed Hardwood	Logs	1,111	1,426	1,600	2,443	318
		09 - Carleton - Restigouche ..	Mixed Hardwood	Logs	4,704	7,800	9,970	5,300	7,211
		Total			9,560	13,352	15,857	14,013	13,248
	Federal Land	First Nation Reserves	Mixed Hardwood	Logs		290		19	85
		Total				290		19	85
Industrial	Acadian Timber	Mixed Hardwood	Logs	2,097	2,582	692	584	302	

Table 5. Total Roundwood Deliveries to Licensee/Sub-Licensee Mills by Source

Mill	Overall Source	Wood_Source	Species	Product	Operating Year				
					2022	2021	2020	2019	2018
R.F. Sadler Ltd.	Industrial Freehold	AV Nackawic	Mixed Hardwood	Logs	306				1,443
		Total			2,403	2,582	692	584	1,745
	Marketing Board	CVC - Carleton Victoria	Mixed Hardwood	Logs	942	157	131	96	267
		NTH - Northumberland	Mixed Hardwood	Logs			90		
		SENB - South East New Bru..	Mixed Hardwood	Logs			65		
		YSC - York Sunbury Charlotte	Mixed Hardwood	Logs				313	
	Total			942	157	286	409	267	
Total			12,905	16,381	16,835	15,025	15,345		
Ridel Firewood	Crown Land	03 - Nepisiguit - Miramichi	Mixed Hardwood	Fuelwood	1,260	2,000	1,260	1,250	
				Logs				1,250	
	Total			1,260	2,000	1,260	2,500		
Total			1,260	2,000	1,260	2,500			
SBC Cedar Inc.	Crown Land	01 - Upsalquitch	Cedar	Logs	1,749	2,581	3,054	5,784	60
		03 - Nepisiguit - Miramichi	Cedar	Tree Length	1,455	1,428	2,795	7,462	6,624
		07 - Queens - Charlotte - Fu..	Cedar	Logs	680	659	1,216	1,594	1,493
		09 - Carleton - Restigouche ..	Cedar	Logs	106				
		Total			3,990	4,668	7,065	14,840	8,177
	Import	Maine	Cedar	Logs	3,185	3,600	3,137	2,950	1,347
		Total			3,185	3,600	3,137	2,950	1,347
	Industrial Freehold	Acadian Timber	Cedar	Logs	199	706	720	2,370	2,606
		AV Nackawic	Cedar	Logs	6	292	445	1,018	190
		H.J. Crabbe & Sons	Cedar	Logs	281	467	401	3,210	1,944
		J.D. Irving	Cedar	Logs	1,298	2,397	2,436	7,154	223
		Total			1,784	3,862	4,002	13,752	4,963
	Marketing Board	CVC - Carleton Victoria	Cedar	Logs	407	477	1,067	941	2,029
		MAD - Madawaska	Cedar	Logs		210	33	84	165
		NSH - North Shore	Cedar	Logs			235	158	
		NTH - Northumberland	Cedar	Logs					122
		YSC - York Sunbury Charlotte	Cedar	Logs		118	170	104	173
Tree Length				36					
Total			443	805	1,505	1,287	2,489		
Total			9,402	12,935	15,709	32,829	16,976		

Table 5. Total Roundwood Deliveries to Licensee/Sub-Licensee Mills by Source

Mill	Overall Source	Wood_Source	Species	Product	Operating Year				
					2022	2021	2020	2019	2018
Shaw Resources	Crown Land	01 - Upsalquitch	Mixed Softwood	Roundwood Biomass					762
			Spruce, Fir, Jack Pine	Pulpwood				4,469	
		03 - Nepisiguit - Miramichi	Mixed Softwood	Pulpwood	2,287	2,420			
			Spruce, Fir, Jack Pine	Pulpwood			342	4,457	
		09 - Carleton - Restigouche ..	Mixed Hardwood	Roundwood Biomass			1,384		
	Total			2,287	2,420	1,726	8,926	762	
	Import	Québec	Mixed Softwood	Roundwood Biomass					97
			Spruce, Fir, Jack Pine	Pulpwood				5,508	
		Total						5,508	97
	Industrial Freehold	Acadian Timber	Mixed Hardwood	Roundwood Biomass	23,573	20,457		35,077	47,780
			Spruce, Fir, Jack Pine	Roundwood Biomass			29,752		
		AV Cell	Birch (Yellow and White)	Pulpwood	775				
			Mixed Softwood	Pulpwood	2,627	2,315			
			Poplar	Pulpwood	1,450				
		Chaleur Sawmills Associates	Mixed Species	Pulpwood	917				
		Fornebu Lumber	Mixed Softwood	Roundwood Biomass					148
			Spruce, Fir, Jack Pine	Pulpwood				623	
		Total			29,342	22,772	29,752	35,700	47,928
	Marketing Board	MAD - Madawaska	Spruce, Fir, Jack Pine	Pulpwood			37		
		NSH - North Shore	Birch (Yellow and White)	Pulpwood	3,511	843	3,086	4,788	
			Mixed Hardwood	Roundwood Biomass					2,857
			Mixed Softwood	Pulpwood	3,780	12,024			
				Roundwood Biomass					7,498
			Poplar	Pulpwood		3,952	6,400	9,144	
		Roundwood Biomass						6,017	
		NTH - Northumberland	Spruce, Fir, Jack Pine	Pulpwood			13,773	19,242	
			Birch (Yellow and White)	Pulpwood			63		
			Poplar	Pulpwood			831		
		Spruce, Fir, Jack Pine	Pulpwood			1,079			
	Total			7,291	16,819	25,269	33,174	16,372	
Total			38,920	42,011	56,747	83,308	65,159		
Twin Rivers	Crown Land	09 - Carleton - Restigouche -	Mixed Hardwood	Roundwood Biomass		249			

Table 5. Total Roundwood Deliveries to Licensee/Sub-Licensee Mills by Source

Mill	Overall Source	Wood_Source	Species	Product	Operating Year						
					2022	2021	2020	2019	2018		
Twin Rivers Paper Company Inc. - Edmundston Mill	Crown Land	Tobique	Spruce, Fir, Jack Pine	Pulpwood	592						
		Total			592	249					
	Import	Québec		Mixed Hardwood	Roundwood Biomass		3,138				
				Mixed Softwood	Pulpwood	5,109					
					Roundwood Biomass	2,821	6,087				
				Mixed Species	Roundwood Biomass					4,073	
				Spruce, Fir, Jack Pine	Pulpwood			5,279	4,148		
	Total				7,930	9,225	5,279	4,148	4,073		
	Industrial Freehold	Acadian Timber		Mixed Softwood	Pulpwood	2,488					
				Poplar	Roundwood Biomass		5,543				
				Spruce, Fir, Jack Pine	Pulpwood			1,055			
				MLM Chipping	Spruce, Fir, Jack Pine	Pulpwood	61,834	44,108	52,689	76,231	
				Total			64,322	49,651	53,744	76,231	
	Marketing Board	CVC - Carleton Victoria		Mixed Hardwood	Pulpwood	248					
				Mixed Softwood	Roundwood Biomass	425	305				
		MAD - Madawaska		Mixed Hardwood	Pulpwood	8,737					
					Roundwood Biomass		8,888				
				Mixed Softwood	Roundwood Biomass	5,110	14,107				
				Mixed Species	Roundwood Biomass					12,198	
		Spruce, Fir, Jack Pine	Pulpwood	58			8,901				
NSH - North Shore		Mixed Species	Roundwood Biomass					17			
Total			14,578	23,300		8,901	12,215				
Total				87,422	82,425	59,023	89,280	16,288			
Twin Rivers Paper Company Inc. - Plaster Rock Mill	Crown Land	01 - Upsalquitch	Spruce, Fir, Jack Pine	Logs	18,021	19,569	16,330	28,189	15,233		
				Studwood	7,281	8,541	3,226	12,121	1,496		
		03 - Nepisiguit - Miramichi	Spruce, Fir, Jack Pine	Logs	121,754	147,047	122,920	109,343	92,100		
				Studwood	47,500	16,540	11,884	30,586	14,501		
		08 - York	Spruce, Fir, Jack Pine	Logs	17,333	15,440	15,435	56,774	61,674		
				Studwood	14,488	7,889	10,540	32,150	36,692		
		09 - Carleton - Restigouche - Tobique	Spruce, Fir, Jack Pine	Logs	90,441	98,740	94,660	96,399	78,219		
				Studwood	58,238	60,595	51,960	50,685	50,452		
				Tree Length					110		

Table 5. Total Roundwood Deliveries to Licensee/Sub-Licensee Mills by Source

Mill	Overall Source	Wood_Source	Species	Product	Operating Year				
					2022	2021	2020	2019	2018
Twin Rivers Paper Company Inc. - Plaster Rock Mill	Crown Land	Total			375,056	374,361	326,955	416,247	350,477
	Industrial Freehold	Acadian Timber	Spruce, Fir, Jack Pine	Logs	69,124	93,099	77,116	95,258	78,274
				Studwood	61,169	43,971	45,826	39,462	48,783
				Tree Length					2,408
		AV Nackawic	Spruce, Fir, Jack Pine	Logs	448	3,661	286	3,636	
				Studwood	212	2,582		14	
		Fornebu Lumber	Spruce, Fir, Jack Pine	Logs				185	183
	Total				130,953	143,313	123,228	138,555	129,648
	Marketing Board	CVC - Carleton Victoria	Spruce, Fir, Jack Pine	Logs	18,007	29,805	46,704	21,170	20,638
				Studwood	6,942	15,982	19,224	6,068	5,766
		MAD - Madawaska	Spruce, Fir, Jack Pine	Logs		1,678	749		29
				Studwood		1,934	1,750	141	
		NSH - North Shore	Spruce, Fir, Jack Pine	Logs		179	286	286	63
		NTH - Northumberland	Spruce, Fir, Jack Pine	Logs	389	209	204	88	1,377
				Studwood			1,211	78	
		YSC - York Sunbury Charlotte	Spruce, Fir, Jack Pine	Logs	2,433	5,958	7,185	350	1,573
				Studwood	1,342	1,481	1,610	376	
		Total				29,113	57,226	78,923	28,557
	Total				535,122	574,900	529,106	583,359	509,571
	William F. Tompkins & Sons	Crown Land	03 - Nepisiguit - Miramichi	Mixed Hardwood	Logs				
05 - Kent			Mixed Hardwood	Logs		209			
07 - Queens - Charlotte - Fu..			Mixed Hardwood	Logs		849			895
08 - York			Mixed Hardwood	Logs		1,114			1,186
09 - Carleton - Restigouche ..			Mixed Hardwood	Logs					2,547
Total							2,172		
Industrial Freehold		Acadian Timber	Mixed Hardwood	Logs		2,963			2,226
		AV Nackawic	Mixed Hardwood	Logs		215			
		H.J. Crabbe & Sons	Mixed Hardwood	Logs		612			922
		Total				3,790			3,148
Marketing Board		CVC - Carleton Victoria	Mixed Hardwood	Logs		280			720
		Total				280			720
Total						6,242			8,619

Table 5. Total Roundwood Deliveries to Licensee/Sub-Licensee Mills by Source

Mill	Overall Source	Wood_Source	Species	Product	Operating Year				
					2022	2021	2020	2019	2018
Grand Total					8,859,744	9,158,175	9,245,858	9,789,975	9,332,723

Table 6. Residue Production by Destination

Units (Residue Pro..)	Mill (Residue Prod.)	Destination_Type	Destination Location	Species (Residue Prod.)	Product (Residue Prod.)	Operating Year (Residue Production)					
						2022	2021	2020	2019	2018	
Cubic Metres	Arbec Forest Products	Domestic Location	New Brunswick	Hardwood	Sawdust				5,638		
					Shavings				7,205		
				Softwood	Sawdust	4,451	6,036	6,512			
					Shavings	2,750	3,236	3,740			
				Mill	New Brunswick	Hardwood	Sawdust				43,658
		Shavings						26			
		Softwood	Sawdust	37,931	44,423	46,128		6,077			
			Total	45,132	53,695	56,380	56,527	6,077			
		AV Cell Inc.	Mill	New Brunswick	Hardwood	Pulpwood Chips	192,805	12,924	208,346		
					Softwood	Pulpwood Chips			2,913		
	Total		192,805	12,924	211,259						
	AV Nackawic Inc.	Domestic Location	New Brunswick	Hardwood	Pulpwood Chips	81,100					
		Mill	New Brunswick	Birch (Yellow and White)	Pulpwood Chips	44,723	38,635	124,858			
				Hardwood	Pulpwood Chips	610,419	129,882	641,207			
					Sawmill Chips		201,586				
		Softwood	Pulpwood Chips		6,836	2,095					
	Total	736,242	376,939	768,160							
	Canusa Cedar Inc.	Export	Québec	Softwood	Sawdust	415					
		Mill	Canusa Cedar Inc.	Softwood	Sawdust		580				
Total		415	580								
Chaleur Sawmills Associates	Domestic Location	New Brunswick	Softwood	Sawdust				86			
				Shavings	89	4,127	148				
	Export	Québec	Softwood	Sawdust		5,240	1,581				
				Shavings		13,542	4,707	7,975	5,715		
	Mill	New Brunswick	Softwood	Sawdust	31,032		29,855	32,835	34,091		
				Sawmill Chips	187,119	186,006	87,219	174,211	161,861		
				Shavings	8,825	13,462	7,745	4,672	5,921		
	Total	227,334	222,377	131,255	219,779	207,588					
Clair Industrial Development Corp. Ltd.	Export	Québec	Hardwood	Sawdust				12,160	851		
				Sawmill Chips				7,600	425		
			Softwood	Sawdust		102,950	9,755	19,674			
				Sawmill Chips		73,938	71,853	46,603	112,429		
	Total	212,984	110,874	107,979	113,705						
Delco Forest Products Ltd.	Domestic Location	New Brunswick	Softwood	Sawdust		18,513	9,402	9,630	10,982		
				Sawmill Chips		1,718					
	Export	Nova Scotia	Softwood	Pulpwood Chips			1,992	1,715	1,062		
								16,029	14,791		

Table 6. Residue Production by Destination

Units (Residue Pro..)	Mill (Residue Prod.)	Destination_Type	Destination Location	Species (Residue Prod.)	Product (Residue Prod.)	Operating Year (Residue Production)					
						2022	2021	2020	2019	2018	
Cubic Metres	Delco Forest Products Ltd.	Export	Nova Scotia	Softwood	Sawdust			19,684	23,506	11,387	
					Sawmill Chips	20,732			92,486	132,499	
					Shavings			3,696			
		Mill	Great Northern Timber (Port of Dalhousie)	Softwood	Sawdust		16,144				
					Sawmill Chips		3,939				
					Shavings		20,388				
					Sawdust	9,337	15,564	8,809	10,050	13,547	
					Sawmill Chips	101,410	190,633	91,549	28,051		
					Shavings	6,380	7,336	6,669	6,421	7,761	
		Total				137,859	274,235	141,801	187,888	192,029	
	Devon Lumber Co. Ltd.	Domestic Location	New Brunswick	Softwood	Sawmill Chips				32,061		
		Export	Québec	Softwood	Shavings			838			
		Mill	New Brunswick	Softwood	Pulpwood Chips		13,145				
					Sawmill Chips	9,924		18,374	25,278	30,237	
		Total				9,924	13,145	19,212	58,403	32,204	
	Eric Goguen & Sons Ltd.	Domestic Location	New Brunswick	Softwood	Sawdust		2,709	2,864	3,483	3,870	
					Shavings			387	258	1,032	
		Export	Nova Scotia	Softwood	Sawdust			5,395			
					Sawmill Chips				5,330	6,037	
		Mill	New Brunswick	Softwood	Pulpwood Chips		12,900				
					Sawmill Chips			12,082	7,126	5,124	
					Shavings				2,219	3,181	
		Total					20,813	20,728	20,637	19,244	
	Fornebu Lumber Company Inc.- Bathurst Sawmill	Domestic Location	New Brunswick	Softwood	Sawdust		633	919	755	1,263	
					Sawmill Chips					181	
					Shavings			600	13,948	19,048	
		Export	Nova Scotia	Softwood	Sawmill Chips					1,032	12,924
Sawdust					1,078		4,954	17,151	18,480		
Sawmill Chips					20,815	56,012	28,060	35,739	43,910		
Shavings							11,135	19,923	20,666		
Sawmill Chips										11,322	
Mill		New Brunswick	Softwood	Sawdust	27,964	50,168	18,067	32,037	29,825		
				Sawmill Chips	43,806	120,726	118,321	126,658	92,870		
				Shavings			10,023	6,989	6,104		
Total				94,010	227,539	192,079	254,232	256,593			
Garant, Div. of Hanson Kidde	Domestic Location	New Brunswick	Hardwood	Sawdust		7,339					

Table 6. Residue Production by Destination

Units (Residue Pro..)	Mill (Residue Prod.)	Destination_Type	Destination Location	Species (Residue Prod.)	Product (Residue Prod.)	Operating Year (Residue Production)				
						2022	2021	2020	2019	2018
Cubic Metres	Garant, Div. of Hanson Kidde Canada Inc.	Domestic Location	New Brunswick	Hardwood	Sawmill Chips	130	8,177			
		Mill	New Brunswick	Hardwood	Sawdust	6,053				
					Sawmill Chips	6,561				
		Total				12,744	15,516			
	Groupe Savoie Inc.	Domestic Location	New Brunswick Unknown & ..	Hardwood	Pulpwood Chips	6,491				
		Export	Europe	Hardwood	Pulpwood Chips				6,455	
			Maine	Hardwood	Pulpwood Chips	98,079	115,811	125,105	51,051	
			Port of Belledune - Unknow..	Hardwood	Pulpwood Chips		31,306			
			Québec	Hardwood	Pulpwood Chips	53,440	55,142		121,006	163,119
		Mill	New Brunswick	Hardwood	Sawdust	6,175	4,986			
					Softwood	Shavings			2,991	
					Pulpwood Chips	59,493	50,126	47,810	58,705	56,896
		Total				224,466	258,319	177,531	237,217	229,959
		H. J. Crabbe & Sons Ltd.	Export	Maine	Softwood	Sawmill Chips	51,840	56,822	49,738	39,789
	Mill		New Brunswick	Softwood	Sawdust	15,480	18,901	17,870	17,909	16,780
					Sawmill Chips	31,612	14,660	18,789	20,536	34,600
	Total					98,932	90,383	86,397	78,234	72,448
	Industrie Kedgwick	Domestic Location	New Brunswick	Softwood	Sawdust		19,550			
		Export	Québec	Softwood	Sawdust		2,113			
		Mill	New Brunswick	Softwood	Sawmill Chips		122,555			
		Total					144,218			
	J.D. Irving - Baker Brook	Domestic Location	New Brunswick	Softwood	Sawdust				147	
					Sawmill Chips				866	
Shavings								656	1,284	
Export		Maine	Softwood	Sawmill Chips				5,077	5,712	
				Québec	Softwood	Sawdust			4,144	
						Sawmill Chips			12,819	11,672
Mill		New Brunswick	Softwood	Shavings				13,284	6,934	
				Sawmill Chips				168	72	
Total								36,333	26,774	
J.D. Irving - Chip Plant - Sussex		Domestic Location	New Brunswick	Hardwood	Sawmill Chips				2,428	
	Mill	New Brunswick	Hardwood	Pulpwood Chips					43,230	
				Sawmill Chips	1,898	44,018	42,176	9,389		
			Softwood	Pulpwood Chips					424,983	
Total				224,198	520,430	460,724	512,721			

Table 6. Residue Production by Destination

Units (Residue Pro.)	Mill (Residue Prod.)	Destination_Type	Destination Location	Species (Residue Prod.)	Product (Residue Prod.)	Operating Year (Residue Production)						
						2022	2021	2020	2019	2018		
Cubic Metres	Sussex	Total				226,096	564,448	502,900	524,538	468,213		
	J.D. Irving - Grand Lake Timber	Domestic Location	New Brunswick	Softwood	Sawdust		44,520		28,133	28,861		
					Sawmill Chips					10		
					Shavings	63,857		88,861	4,734	2,387		
		Domestic Location	New Brunswick Trucking / Broker	Softwood	Sawdust		704					
					Shavings	523						
					Sawdust		33,584					
		Domestic Location	New Brunswick Unknown & Other	Softwood	Shavings	30,943						
					Export	Nova Scotia	Softwood	Sawdust		210		275
								Shavings			175	962
		Export	Prince Edward Island	Softwood	Sawdust		144					
					Shavings	710		58				
		Export	Québec	Softwood	Sawdust		28,969			7,495		
					Shavings	21,183		45,143	14,644			
		Mill	Delco Forest Products Ltd.	Softwood	Sawdust		32					
					New Brunswick	Softwood	Sawdust		20,945		43,662	48,419
	Sawmill Chips						401,009	444,416	455,470	408,553	400,139	
	Mill	New Brunswick	Softwood	Shavings	25,542				28,181	42,765		
				Total	543,767	573,524	589,707	536,639	522,581			
				Domestic Location	New Brunswick	Softwood	Shavings			12,731		
	J.D. Irving - Kedgwick	Export	Québec	Softwood	Sawdust	2,390				14,885		
					Shavings			2,484		3,602		
		Mill	New Brunswick	Softwood	Sawdust					2,147		
					Sawmill Chips	99,250		68,507		159,075		
					Shavings	21,234						
	Total	122,874		83,722		179,709						
	J.D. Irving - Russell & Swim Mill	Domestic Location	New Brunswick	Softwood	Sawdust	16,332	9,284					
					Sawmill Chips			244				
		Domestic Location	New Brunswick Unknown & ..	Softwood	Sawdust	714	3,651					
					Export	Québec	Softwood	Pulpwood Chips				123
		Sawmill Chips						3,754				
		Shavings							3,126			
		Mill	New Brunswick	Softwood	Pulpwood Chips				40,596			
					Sawdust	25,444	41,009			1,755		
					Sawmill Chips			43,189		35,865		
		Mill	New Brunswick	Softwood	Shavings				1,471			
	Total				42,490	53,944	47,187	45,316	37,620			
	J.D. Irving - Sawmill - Sussex	Domestic Location	New Brunswick	Softwood	Sawdust		9,641	6,864	7,922	5,813		
					Sawmill Chips				116,332			

Table 6. Residue Production by Destination

Units (Residue Pro.. Cubic Metres	Mill (Residue Prod.)	Destination_Type	Destination Location	Species (Residue Prod.)	Product (Residue Prod.)	Operating Year (Residue Production)				
						2022	2021	2020	2019	2018
J.D. Irving - Sawmill - Sussex	Domestic Location	New Brunswick	Softwood	Shavings	13,707					
				Sawdust		4,696				
				Shavings	5,514					
	Export	Nova Scotia	Softwood	Sawdust			8,445	7,386	5,375	
				Shavings	2,652	4,059				
	Mill	New Brunswick	Softwood	Sawdust			3,256	3,256	5,514	
				Sawmill Chips	110,221	162,418	224,179	107,847	240,198	
				Shavings	588	1,866				
	Total					132,682	182,680	242,744	242,743	256,900
	J.D. Irving - St. Leonard	Domestic Location	New Brunswick	Softwood	Sawdust	172,941	157,964		129,182	
					Sawmill Chips			378,624		
					Shavings				330	281
		Export	Maine	Softwood	Sawdust					5,866
					Sawmill Chips	2,766	4,009	6,731		
			Québec	Softwood	Sawdust		26,564	28,906	21,855	57,739
Mill		New Brunswick	Softwood	Sawmill Chips				31,631	35,371	118,819
				Shavings				19,908	40,119	
				Sawdust		431		9,429	28,018	
Total					696,691	711,854	833,913	746,922	661,524	
J.D. Irving - Utopia Mill		Mill	New Brunswick	Hardwood	Sawmill Chips				3,957	
		Total								3,957
J.D. Irving - Veneer Siding	Domestic Location	New Brunswick	Hardwood	Sawdust		27,413	8,964	11,395		
				Sawmill Chips	108	750				
				Shavings	11,251					
	Export	Québec	Hardwood	Sawmill Chips	1,561					
				Sawdust		12,495	16,087	8,665	27,638	
				Sawmill Chips	45,653	23,187	20,459	23,846	35,791	
	Mill	New Brunswick	Hardwood	Shavings	11,891					
				Sawdust		35,798		4,425	1,495	
Total					92,756	105,462	82,146	93,653	100,851	
John W. Jamer Ltd.	Domestic Location	New Brunswick	Softwood	Sawdust	2,025	1,110				
				Sawmill Chips	2,188	2,171				
	Mill	New Brunswick	Softwood	Sawdust		2,425			118	
	Total					4,213	5,706			806

Table 6. Residue Production by Destination

Units (Residue Pro.. Cubic Metres	Mill (Residue Prod.)	Destination_Type	Destination Location	Species (Residue Prod.)	Product (Residue Prod.)	Operating Year (Residue Production)				
						2022	2021	2020	2019	2018
	Junction Lumber Products Inc.	Domestic Location	New Brunswick	Softwood	Sawdust				1,387	
					Sawmill Chips				7,505	
		Export	Maine	Softwood	Sawmill Chips		7,043	6,205		
					Sawdust		316	1,528	964	
		Mill	Québec	Softwood	Sawmill Chips	140	586	252	543	
					Sawdust	11,700				
	Total				11,840	7,945	7,985	10,399		
	Littles Lumber (Ashmore - Harvey)	Domestic Location	New Brunswick	Softwood	Sawdust	297	297	1,758	222	199
					Sawmill Chips		7,377	1,419	2,664	
					Shavings	33	33		289	312
		Export	New Brunswick Trucking / B..	Softwood	Sawmill Chips	7,334				
					Maine	Softwood		44		
		Mill	Nova Scotia	Softwood	Sawmill Chips			4,689	4,647	5,444
					Sawdust	4,135	4,136	5,755	5,166	3,641
		Total	New Brunswick	Softwood	Sawmill Chips	88				844
					Shavings	1,054	1,054		588	1,461
		Total				12,941	12,941	13,621	13,576	11,901
	Maritime Wood Products Inc.	Domestic Location	New Brunswick Unknown & ..	Hardwood	Sawmill Chips	656				
		Export	Europe	Hardwood	Sawmill Chips	2,342				
			Maine	Hardwood	Sawmill Chips	3,174				
Mill		New Brunswick	Hardwood	Shavings	404					
Total				6,576						
Marwood Ltd. - Tracyville	Domestic Location	New Brunswick	Softwood	Sawdust				41	274	
	Mill	New Brunswick	Hardwood	Sawdust			1,358			
			Softwood	Sawdust		34,113		31,631	28,064	
Total					34,113	1,358	31,672	28,338		
R.F. Sadler Ltd.	Domestic Location	New Brunswick	Hardwood	Sawdust				1,016		
				Sawmill Chips				1,294	440	
			Softwood	Sawmill Chips			3,809			
	Export	New Brunswick Unknown & Other	Hardwood	Sawdust	1,607	1,363				
				Sawmill Chips	1,130	2,162				
	Mill	Maine	Hardwood	Sawmill Chips	2,527	2,648		2,204	5,247	
Softwood				Sawmill Chips			2,417			
Total				5,264	6,173	6,226	4,514	5,687		
Twin Rivers Paper Company Inc. - Edmundston Mill	Domestic Location	New Brunswick	Softwood	Sawdust				6,439		
	Export	Québec	Softwood	Sawdust	9,660		6,080	8,173		
				Sawmill Chips	33,385					
	Mill	Delco Forest Products Ltd.	Softwood	Sawmill Chips	1,932					
				John W. Jamer Ltd.	Softwood	Sawmill Chips	29,745		13,228	32,174
	New Brunswick	Softwood	Sawdust							

Table 6. Residue Production by Destination

Units (Residue Pro..)	Mill (Residue Prod.)	Destination_Type	Destination Location	Species (Residue Prod.)	Product (Residue Prod.)	Operating Year (Residue Production)				
						2022	2021	2020	2019	2018
Cubic Metres	Twin Rivers Paper Company Inc. - Edmundston Mill	Mill	New Brunswick	Softwood	Sawmill Chips	1,397,139				
		Total				1,471,861		19,308	46,786	
	Twin Rivers Paper Company Inc. - Plaster Rock Mill	Domestic Location	New Brunswick	Softwood	Sawdust	17,114	11,219	26,143	11,115	2,938
					Shavings	9,864	13,719		15,252	10,686
		Export	Québec	Softwood	Sawdust	8,974	10,152	12,277	16,730	19,472
					Shavings	9,976	7,106	3,872	4,685	2,676
		Mill	New Brunswick	Softwood	Sawdust					79
					Sawmill Chips	184,934	234,133	206,952	242,976	222,732
	Shavings								5,479	
	Total					230,862	276,329	249,244	290,758	264,062
William F. Tompkins & Sons	Domestic Location	New Brunswick	Hardwood	Sawmill Chips					2,152	
	Total								2,152	
Total					5,380,776	4,458,786	4,595,737	3,848,702	3,696,965	
Arbec Forest Products	Domestic Location	New Brunswick	Softwood	Bark / Hogfuel	39,834	45,662	35,572	32,357	47,344	
	Export	Nova Scotia	Softwood	Bark / Hogfuel				11,629	7,675	
	Mill	New Brunswick	Softwood	Bark / Hogfuel	58,053	45,792	63,700	64,527	21,755	
	Total				97,887	91,454	99,272	108,513	76,774	
AV Cell Inc.	Mill	New Brunswick	Hardwood	Bark / Hogfuel	14,580	28,786	28,788			
			Softwood	Bark / Hogfuel		350	350			
Total					14,580	29,136	29,138			
AV Nackawic Inc.	Mill	New Brunswick	Hardwood	Bark / Hogfuel	106,000	90,090	107,229			
	Total				106,000	90,090	107,229			
Chaleur Sawmills Associates	Domestic Location	New Brunswick	Softwood	Bark / Hogfuel	32,239	33,277	33,460	28,293	29,911	
	Export	Nova Scotia	Softwood	Bark / Hogfuel				4,620		
	Mill	New Brunswick	Softwood	Bark / Hogfuel	1,862	39,882	15,829	29,372	19,038	
	Total				34,101	73,159	49,289	62,285	48,949	
Clair Industrial Development Corp. Ltd.	Domestic Location	New Brunswick	Hardwood	Bark / Hogfuel					196	
			Softwood	Bark / Hogfuel				9,143		
		New Brunswick Trucking / B..	Softwood	Bark / Hogfuel		9,280				
	Export	Québec	Hardwood	Bark / Hogfuel				6,080		
			Softwood	Bark / Hogfuel		108,315	114,436	214,243		
Total					117,595	114,436	229,466	196		
Delco Forest Products Ltd.	Domestic Location	New Brunswick	Softwood	Bark / Hogfuel		70,726	24,801	19,471	12,615	
		New Brunswick Unknown & ..	Softwood	Bark / Hogfuel		4,000				
	Export	Nova Scotia	Softwood	Bark / Hogfuel				18,978	25,941	
	Mill	New Brunswick	Softwood	Bark / Hogfuel	5,536		11,304	1,050		
Total				5,536	74,726	36,105	39,499	38,556		
Metric Tonnes	Devon Lumber Co. Ltd.	Domestic Location	New Brunswick	Softwood	Bark / Hogfuel			7,150	8,581	
			New Brunswick Unknown & ..	Softwood	Bark / Hogfuel	7,988	13,613			

Table 6. Residue Production by Destination

Units (Residue Pro..)	Mill (Residue Prod.)	Destination_Type	Destination Location	Species (Residue Prod.)	Product (Residue Prod.)	Operating Year (Residue Production)				
						2022	2021	2020	2019	2018
Devon Lumber Co. Ltd.	Export	Maine	Softwood	Bark / Hogfuel	1,064					
		Québec	Softwood	Bark / Hogfuel		100				
	Total				9,052	13,713	7,150		8,581	
Eric Goguen & Sons Ltd.	Domestic Location	New Brunswick	Softwood	Bark / Hogfuel		1,755	1,515	1,780	1,800	
	Total					1,755	1,515	1,780	1,800	
Flakeboard - St. Stephen	Domestic Location	New Brunswick	Hardwood	Bark / Hogfuel	6,969		6,267		9,632	
	Export	Maine	Hardwood	Bark / Hogfuel					139	
		Nova Scotia	Hardwood	Bark / Hogfuel			108		2,414	
	Mill	Envirem Organics (Roundw..	Hardwood	Bark / Hogfuel		7,680				
	Total				6,969	7,680	6,375		12,185	
Fornebu Lumber Company Inc.- Bathurst Sawmill	Domestic Location	New Brunswick	Softwood	Bark / Hogfuel	6,716	12,304	8,444	6,393	5,269	
		New Brunswick Unknown & ..	Softwood	Bark / Hogfuel	1,358					
	Export	Nova Scotia	Softwood	Bark / Hogfuel				15,428	8,835	
		Québec	Softwood	Bark / Hogfuel		1,495				
	Mill	New Brunswick	Softwood	Bark / Hogfuel	95,499	46,034	42,089	40,184	40,542	
Total				103,573	59,833	50,533	62,005	54,646		
Garant, Div. of Hanson Kidde Canada Inc.	Domestic Location	New Brunswick Unknown & ..	Hardwood	Bark / Hogfuel		210				
	Export	Maine	Hardwood	Bark / Hogfuel	1,800	1,920				
	Total				1,800	2,130				
Groupe Savoie Inc.	Export	Québec	Hardwood	Bark / Hogfuel	10,310	11,239		7,032	496	
	Mill	New Brunswick	Hardwood	Bark / Hogfuel	54,558	45,633	45,288	58,912	49,550	
	Total				64,868	56,872	45,288	65,944	50,046	
H. J. Crabbe & Sons Ltd.	Domestic Location	New Brunswick	Softwood	Bark / Hogfuel			662	1,556	149	
		New Brunswick Unknown & ..	Softwood	Bark / Hogfuel	116	388				
	Export	Maine	Softwood	Bark / Hogfuel	193				2,964	
	Mill	New Brunswick	Softwood	Bark / Hogfuel	18,442	18,973	16,078	16,296	12,285	
	Total				18,751	19,361	16,740	17,852	15,398	
Industrie Kedgwick	Domestic Location	New Brunswick	Softwood	Bark / Hogfuel		173				
	Export	Québec	Softwood	Bark / Hogfuel		1,753				
	Mill	New Brunswick	Softwood	Bark / Hogfuel		34,210				
	Total					36,136				
J.D. Irving - Baker Brook	Domestic Location	New Brunswick	Softwood	Bark / Hogfuel					45	
	Export	Maine	Softwood	Bark / Hogfuel				1,992	5,297	
	Mill	New Brunswick	Softwood	Bark / Hogfuel				15,200	35,511	
	Total							17,192	40,853	
J.D. Irving - Chip Plant - Sussex	Domestic Location	New Brunswick	Softwood	Bark / Hogfuel				259		
	Export	Nova Scotia	Softwood	Bark / Hogfuel				63	776	
	Mill	New Brunswick	Softwood	Bark / Hogfuel	58,889	54,040	69,028	72,372	62,688	
	Total				58,889	54,040	69,028	72,694	63,464	

Metric
Tonnes

Table 6. Residue Production by Destination

Units (Residue Pro..)	Metric Tonnes	Mill (Residue Prod.)	Destination_Type	Destination Location	Species (Residue Prod.)	Product (Residue Prod.)	Operating Year (Residue Production)				
							2022	2021	2020	2019	2018
	J.D. Irving - Grand Lake Timber	Domestic Location	New Brunswick	Softwood	Bark / Hogfuel	16,341	1,784	465	195	512	
			New Brunswick Unknown & ..	Softwood	Bark / Hogfuel	241					
		Export	Nova Scotia	Softwood	Bark / Hogfuel					72	
			Prince Edward Island	Softwood	Bark / Hogfuel	54					
		Mill	New Brunswick	Softwood	Bark / Hogfuel	69,876	65,691	40,378	14,878	29,181	
	Total					86,512	67,475	40,843	15,073	29,765	
	J.D. Irving - Kedgwick	Export	Québec	Softwood	Bark / Hogfuel	474		6,998			
		Mill	New Brunswick	Softwood	Bark / Hogfuel	34,733		32,750		52,968	
		Total				35,207		39,748		52,968	
	J.D. Irving - Russell & Swim Mill	Mill	New Brunswick	Softwood	Bark / Hogfuel	880	1,509			1,477	
		Total				880	1,509			1,477	
	J.D. Irving - Sawmill - Sussex	Domestic Location	New Brunswick	Softwood	Bark / Hogfuel	335		365	4,422	154	
			New Brunswick Unknown & ..	Softwood	Bark / Hogfuel	392	944				
		Export	Nova Scotia	Softwood	Bark / Hogfuel			11,883	11,883	16,237	
		Mill	New Brunswick	Softwood	Bark / Hogfuel	67,307	53,265	66,805	62,748	64,360	
		Total				68,034	54,209	79,053	79,053	80,751	
	J.D. Irving - St. Leonard	Domestic Location	New Brunswick	Softwood	Bark / Hogfuel		32,472		28,364		
			New Brunswick Trucking / B..	Softwood	Bark / Hogfuel		3,049				
			New Brunswick Unknown & ..	Softwood	Bark / Hogfuel	35					
		Export	Maine	Softwood	Bark / Hogfuel					11,138	
Québec			Softwood	Bark / Hogfuel		944	5,090		255		
Mill		New Brunswick	Softwood	Bark / Hogfuel	52,663	32,065	32,408	56,293	85,337		
Total				52,698	68,530	37,498	84,657	96,730			
J.D. Irving - Utopia Mill	Mill	New Brunswick	Hardwood	Bark / Hogfuel				6,165			
	Total							6,165			
J.D. Irving - Veneer Siding	Domestic Location	New Brunswick	Hardwood	Bark / Hogfuel		895	631				
	Export	Maine	Hardwood	Bark / Hogfuel					29		
		Québec	Hardwood	Bark / Hogfuel	12,308	11,077	9,180	1,162	72		
	Mill	New Brunswick	Hardwood	Bark / Hogfuel	7,504	8,080	11,236	21,441	25,498		
Total				19,812	20,052	21,047	22,603	25,599			
John W. Jamer Ltd.	Domestic Location	New Brunswick	Softwood	Bark / Hogfuel	1,015						
	Mill	New Brunswick	Softwood	Bark / Hogfuel		625			669		
	Total				1,015	625			669		
Junction Lumber Products Inc.	Domestic Location	New Brunswick	Softwood	Bark / Hogfuel				4,642	7,920		
	Export	Maine	Softwood	Bark / Hogfuel		4,165	4,385				
		Québec	Softwood	Bark / Hogfuel		193	21				
Total					4,358	4,406	4,642	7,920			
Littles Lumber (Ashmore - Harvey)	Domestic Location	New Brunswick	Softwood	Bark / Hogfuel		60	966	80	167		
	Export	Maine	Softwood	Bark / Hogfuel	2,309	2,310	2,130	2,130	3,710		

Table 6. Residue Production by Destination

Units (Residue Pro..)	Mill (Residue Prod.)	Destination_Type	Destination Location	Species (Residue Prod.)	Product (Residue Prod.)	Operating Year (Residue Production)					
						2022	2021	2020	2019	2018	
Metric Tonnes	Littles Lumber (Ashmore - Harvey)	Mill	New Brunswick	Softwood	Bark / Hogfuel	30			806	678	
		Total				2,339	2,370	3,096	3,016	4,555	
Maibec - Balmoral		Domestic Location	New Brunswick	Softwood	Bark / Hogfuel			48,630		276,440	
		Mill	New Brunswick	Softwood	Bark / Hogfuel		48,630				
		Total					48,630	48,630		276,440	
Maritime Wood Products Inc.		Mill	New Brunswick	Hardwood	Bark / Hogfuel	1,289					
		Total				1,289					
Marwood Ltd. - Tracyville		Domestic Location	New Brunswick Trucking / B..	Softwood	Bark / Hogfuel		62				
		Mill	New Brunswick	Softwood	Bark / Hogfuel		1,850		1,522	2,696	
		Total					1,912		1,522	2,696	
R.F. Sadler Ltd.		Domestic Location	New Brunswick	Hardwood	Bark / Hogfuel					150	
				Softwood	Bark / Hogfuel			1,273	709		
		Export	Maine	Hardwood	Bark / Hogfuel	1,675	1,731				630
		Total				1,675	1,731	1,273	709	780	
Twin Rivers Paper Company Inc. - Edmundston Mill		Domestic Location	New Brunswick Unknown & ..	Softwood	Bark / Hogfuel	27,127					
		Export	Québec	Hardwood	Bark / Hogfuel	42,940					
		Mill		Delco Forest Products Ltd.	Softwood	Bark / Hogfuel	9,702				
				J.D. Irving - Veneer Siding	Hardwood	Bark / Hogfuel	8,065				
				John W. Jamer Ltd.	Softwood	Bark / Hogfuel	477				
				New Brunswick	Softwood	Bark / Hogfuel	275,871				
				R.F. Sadler Ltd.	Hardwood	Bark / Hogfuel	1,992				
Total				366,174							
Twin Rivers Paper Company Inc. - Plaster Rock Mill		Mill	New Brunswick	Softwood	Bark / Hogfuel	54,015	70,915	66,557	64,802	48,705	
		Total				54,015	70,915	66,557	64,802	48,705	
Total					1,211,656	1,069,996	974,249	959,472	1,040,503		

Table 7. Domestic Residue Delivery by Source

Units (ResDel)	Mill (Residue Delivery)	Overall Source (Residue Delivery)	Species Group (Resid..)	Product (Residue Delivery)	Operating Year (Residue Delivery)				
					2022	2021	2020	2019	2018
Cubic Metres	AV Cell Inc.	Mill	Hardwood	Sawmill Chips	47,633	44,438	31,860	271,451	142,772
			Softwood	Sawmill Chips	196,678	104,444	311,293	20,379	220,467
		Total			244,311	148,882	343,153	291,830	363,239
	AV Nackawic Inc.	Mill	Hardwood	Sawmill Chips	28,964	21,888	7,331	35,244	56,261
		Total			28,964	21,888	7,331	35,244	56,261
	Clair Industrial Development Corp. Ltd.	Domestic Location	Hardwood	Sawmill Chips	11,020				
		Total			11,020				
	Flakeboard - St. Stephen	Domestic Location	Softwood	Shavings					1,094
		Mill	Hardwood	Sawdust	2,431	4,497	7,184	8,823	9,764
				Sawmill Chips	3,429	4,844	7,401	1,580	10,072
			Softwood	Shavings				3,296	
				Sawdust		304		16,872	34,578
		Total			5,860	9,645	14,585	93,146	208,865
	Groupe Savoie Inc.	Mill	Hardwood	Sawdust	4,401	32,537	1,226		
				Shavings			1,939		
		Softwood	Sawdust	41,450	636	37,189	43,085	45,281	
			Shavings				851	9,996	
	Total			45,851	33,173	40,354	43,936	55,277	
	H. J. Crabbe & Sons Ltd.	Mill	Softwood	Sawdust	1,070	1,965			84
				Shavings			2,187		
Total			1,070	1,965	2,187		84		
J.D. Irving - IP&P	Mill	Hardwood	Pulpwood Chips				15,268	21,311	
			Sawmill Chips	3,134			18,755		
		Softwood	Pulpwood Chips				499,934	411,370	
			Sawmill Chips	1,143,349	1,082,048	116,675	338,645	261,156	
Total			1,146,483	1,082,048	116,675	872,602	693,837		
J.D. Irving - Irving Paper	Mill	Softwood	Sawmill Chips		610,000	677,556	747,250	656,487	
	Total				610,000	677,556	747,250	656,487	
J.D. Irving - Kedgwick	Domestic Location	Softwood	Shavings	23,726					
	Total			23,726					

Table 7. Domestic Residue Delivery by Source

Units (ResDel)	Mill (Residue Delivery)	Overall Source (Residue Delivery)	Species Group (Resid..)	Product (Residue Delivery)	Operating Year (Residue Delivery)				
					2022	2021	2020	2019	2018
Cubic Metres	J.D. Irving - Utopia Mill	Mill	Hardwood	Pulpwood Chips					20,168
				Sawmill Chips	8,205	600	17,079		392
		Total			8,205	600	17,079		20,560
	John W. Jamer Ltd.	Crown Land	Softwood	Sawdust		1,110			
				Sawmill Chips		1,315			
		Total				2,425			
	Marwood Ltd. - Tracyville	Crown Land	Softwood	Sawdust	2,269				
				Shavings	623				
		Mill	Softwood	Sawdust		3,229	2,156		
				Shavings		1,054			
	Total			2,892	4,283	2,156			
	Shaw Resources	Crown Land	Softwood	Pulpwood Chips			342		
				Pulpwood Chips			9,486		
		Marketing Board	Hardwood	Pulpwood Chips			13,810		
				Pulpwood Chips	24,389				
			Softwood	Pulpwood Chips	101,317	108,615	165,045	122,577	123,751
				Sawmill Chips		3,113	2,415		
		Mill	Softwood	Sawmill Chips	19,213	13,010	52,067		
	Shavings								
	Total			144,919	124,738	243,165	122,577	123,751	
Twin Rivers Paper Company Inc. - Edmundston Mill	Mill	Softwood	Pulpwood Chips					72,791	
			Sawmill Chips		643,145		558,261	647,283	
	Total				643,145		558,261	720,074	
William F. Tompkins & Sons	Domestic Location	Hardwood	Sawdust					120	
			Sawmill Chips		167				
	Mill	Hardwood	Sawdust		120				
			Sawmill Chips		1,901				
Total				2,188			120		
Total				1,663,301	2,684,980	1,464,241	2,764,846	2,898,555	
Metric Tonnes	AV Cell Inc.	Mill	Hardwood	Bark / Hogfuel	15,030	14,003	17,477		6,017
			Softwood	Bark / Hogfuel	13,020	9,583	1,364	2,975	5,888
		Total			28,050	23,586	18,841	2,975	11,905

Table 7. Domestic Residue Delivery by Source

Units (ResDel)	Mill (Residue Delivery)	Overall Source (Residue Delivery)	Species Group (Resid..)	Product (Residue Delivery)	Operating Year (Residue Delivery)				
					2022	2021	2020	2019	2018
Metric Tonnes	AV Nackawic Inc.	Mill	Hardwood	Bark / Hogfuel	125	1,467	7,965	16,381	8,701
			Softwood	Bark / Hogfuel	1,794	10,217	11,789	9,496	9,483
		Total			1,919	11,684	19,754	25,877	18,184
	Clair Industrial Development Corp. Ltd.	Domestic Location	Softwood	Bark / Hogfuel		9,280			
		Total				9,280			
	Groupe Savoie Inc.	Crown Land	Hardwood	Forest Biomass	39,277	14,728	25,748	26,388	8,898
		Industrial Freehold	Hardwood	Forest Biomass	16,313	21,293	37,816	36,263	8,219
		Marketing Board	Hardwood	Forest Biomass	450				95
		Mill	Softwood	Forest Biomass					108
		Total			56,040	36,021	63,564	62,651	17,320
	J.D. Irving - IP&P	Crown Land	Softwood	Bark / Hogfuel		12,214			
		Domestic Location	Softwood	Bark / Hogfuel		4,876			
		Mill	Softwood	Bark / Hogfuel	181,686	194,938	249,335	218,345	197,348
		Total			181,686	212,028	249,335	218,345	197,348
	J.D. Irving - Utopia Mill	Crown Land	Softwood	Bark / Hogfuel		7,237			
		Industrial Freehold	Softwood	Bark / Hogfuel	8,409	4,505			
		Marketing Board	Softwood	Bark / Hogfuel	2,761		908		
		Mill	Hardwood	Bark / Hogfuel		9,168			
			Softwood	Bark / Hogfuel	53,810	24,374	51,329		13,543
	Total			64,980	45,284	52,237		13,543	
	John W. Jamer Ltd.	Crown Land	Softwood	Bark / Hogfuel		625			
		Total				625			
	Shaw Resources	Industrial Freehold	Hardwood	Forest Biomass			35,417		
Mill		Softwood	Bark / Hogfuel	1,155		10,078			
Total				1,155		45,495			
Twin Rivers Paper Company Inc. - Edmundston Mill	Crown Land	Hardwood	Forest Biomass			2,021			
		Softwood	Forest Biomass	10,090	1,745		9,926		
	Domestic Location	Hardwood	Bark / Hogfuel		18,911	33,985			
			Forest Biomass	13,833		50,129			
		Softwood	Bark / Hogfuel		26,851		320		
			Forest Biomass	69,173	50,284		734		

Table 7. Domestic Residue Delivery by Source

Units (ResDel)	Mill (Residue Delivery)	Overall Source (Residue Delivery)	Species Group (Resid..)	Product (Residue Delivery)	Operating Year (Residue Delivery)					
					2022	2021	2020	2019	2018	
Metric Tonnes	Twin Rivers Paper Company Inc. - Edmundston Mill	Industrial Freehold	Hardwood	Forest Biomass	10,009	1,273	3,058	15,265		
		Marketing Board	Hardwood	Forest Biomass	4,422		45,729			
			Softwood	Bark / Hogfuel				9,423		
				Forest Biomass	3,986	23,422		20,336		
			Mill	Hardwood	Bark / Hogfuel		42,801	97,940	75,836	70,472
		Forest Biomass					3,155			
		Softwood		Bark / Hogfuel		232,070	208,642	251,140	351,321	
				Forest Biomass	1,068	2,579				
		Total				112,581	399,936	444,659	382,980	421,793
		William F. Tompkins & Sons	Mill	Hardwood	Bark / Hogfuel		1,282			
	Total					1,282				
	Total				446,411	739,726	893,885	692,828	680,093	

Table 8. Roundwood Imports by Wood Source

Overall Source	Species (group)	Product	Wood Source (grp)	Operating Year					
				2022	2021	2020	2019	2018	
Import	Hardwood	Full Tree Chips	Maine	5,085	6,182		77,635	86,378	
			Nova Scotia		59	869	49,139	34,311	
		Logs	Maine	96,984	110,621	65,899	68,400	74,562	
			NH - New Hampshire		90				
			Nova Scotia				621	143	
		Pulpwood	Quebec	9,806	7,722	9,932	27,107	34,392	
			Maine	155,939	34,536	16,852	810		
			Nova Scotia	3,419		31,195	5,388	20,057	
			Prince Edward Island	11,725		14,010	18,597	22	
		Roundwood Biomass	Quebec			634	1,049	3,108	
			Quebec		3,138				
		Tree Length	Nova Scotia		5,880				
			Prince Edward Island		11,511				
		Total				283,168	179,739	139,391	248,746
	Softwood	Full Tree Chips	Maine				29,429	97,061	
			Quebec					29,073	
		Lathwood	Quebec		1,594				
		Logs	Maine	149,584	139,515	168,230	187,996	209,816	
			Nova Scotia	310	631		182	386	
			Prince Edward Island			1,054	3,853	128	
			Quebec	5,064	7,623	15,274	17,214	16,800	
		Poles	Connecticut	5,214	9,266	3,174	868	319	
			Maine			522	606	200	
			ME - Maine Trucking/Broker	636					
			New York	1,396		701			
			NJ - New Jersey		1,892				
			South Carolina	1,230	1,213				
Pulpwood	US - United States Finished ..	598							
	Maine		1,700			2,787			
	Nova Scotia			30		44			
	Quebec	7,820		5,279	9,656				
Roundwood Biomass	Quebec	2,821	6,087			4,170			

Table 8. Roundwood Imports by Wood Source

Overall Source	Species (group)	Product	Wood Source (grp)	Operating Year				
				2022	2021	2020	2019	2018
Import	Softwood	Shinglewood	Maine	7,436	1,920	8,654	14,584	17,365
			Quebec	156	9,367	797	190	1,498
		Studwood	Maine	4,112		53,628	76,636	60,365
			Nova Scotia	3				3,521
			Prince Edward Island			608		1,901
			Quebec	16,935	18,495	24,121	124,808	121,793
		Total	203,315	199,303	282,072	466,022	567,227	
		Total	486,483	379,042	421,463	714,768	820,200	

Table 9. Residue Imports by Source

Units (ResDel)	Species Group (Resid..)	Product (Residue Delivery)	Import Source	Operating Year (Residue Delivery)					
				2022	2021	2020	2019	2018	
Cubic Metres	Hardwood	Sawdust	Quebec	2,431	6,036	3,188			
		Sawmill Chips	Maine	104,067	23,837	12,497	34,710		
			Quebec	8,265			825	2,644	
		Shavings	Quebec	43,355					
	Total			158,118	29,873	15,685	35,535	2,644	
	Softwood	Pulpwood Chips	Quebec					8,800	
		Sawdust	Maine	605				338	3,261
			Quebec	18,879	18,304	52,996	37,834	23,013	
		Sawmill Chips	Maine		147,089	513,474	221,415	328,855	
			Nova Scotia	64,473	87,342	33,345	40,978		
			Quebec	122,160	520,406	230,980	579,227	523,773	
		Shavings	Maine					14,139	28,953
			Nova Scotia					4,443	5,808
	Quebec	10,021	24,070	2,248	2,104				
	Total			216,138	797,211	833,043	909,278	913,663	
	Total			374,256	827,084	848,728	944,813	916,307	
	Metric Tonnes	Hardwood	Bark / Hogfuel	Maine		712	365	19,300	
Quebec				2,681	60,915	2,226	84,632	84,190	
Forest Biomass			Europe	86					
			Maine		52,246	58,457	82,446		
			Quebec		20,435				
Total			2,767	134,308	61,048	186,378	84,190		
Softwood		Bark / Hogfuel	Maine	112	131,466	5,455	45,178	44,680	
			Nova Scotia		95	1,492			
			Quebec	164,795	259,143	34,407	498,871	277,208	
		Forest Biomass	Maine	67,708					
Total			232,615	390,704	41,354	544,049	321,888		
Total		235,382	525,012	102,402	730,427	406,078			

Table 10. Roundwood Exports by Overall Source

Overall Source	Species	Product	Export Destination	Operating Year				
				2022	2021	2020	2019	2018
Crown Land	Birch (Yellow and White)	Pulpwood	Europe					15,477
		Total					15,477	
	Mixed Hardwood	Pulpwood	Quebec	55,478	13	21,885	26,941	
			Turkey				367	
		Total		55,478	13	21,885	27,308	
	Poplar	Pulpwood	Maine		429	3,203		
			Quebec	27,026				
		Total		27,026	429	3,203		
		Total		82,504	442	25,088	27,308	15,477
	Industrial Freehold	Cedar	Logs	Maine		1,402		
Nova Scotia								192
Quebec					3,081			
Shinglewood			Quebec	996	5,875		3,955	3,431
Studwood			Maine		798	2,834	1,883	2,339
			Nova Scotia					98
			Quebec			898		
Tree Length			Maine					151
		Total		996	11,156	3,732	5,838	6,211
Hemlock		Pulpwood	Maine					737
		Total						737
Mixed Hardwood		Full Tree Chips	Quebec		7,580			2,960
		Logs	Maine	30,770	941	3,246	2,770	3,573
			Quebec	40,530	13,707	15,349	15,067	20,624
		Pulpwood	Maine	81,804	58,418	164,940	159,592	218,100
			Nova Scotia			691		
		Roundwood Biomass	Quebec	68,982	44,471	24,116	43,277	42,995
		Studwood	Quebec	8,156				
			Maine		3,894	2,433		
		Quebec		33,621	36,957			
	Tree Length	Maine	56,052	31,725	5,080	4,502	2,439	
Veneer	Maine	10,296	22,391	6,313	5,981	2,417		

Table 10. Roundwood Exports by Overall Source

Overall Source	Species	Product	Export Destination	Operating Year				
				2022	2021	2020	2019	2018
Industrial Freehold	Mixed Hardwood	Veneer	Michigan	12		3	32	30
			Ontario		79	531		2,440
			Quebec	4,798	1,843	1,680	1,192	1,669
		Total	301,400	218,670	261,339	232,413	297,247	
	Mixed Softwood	Logs	Quebec				14,651	
		Total					14,651	
	Poplar	Logs	Quebec	5,336	6,476	1,905	3,100	1,863
		Pulpwood	Maine	70,316	132,998	63,832	85,890	81,306
			ME - Maine Trucking/Broker	82,914				
		Tree Length	Maine	388	32	33		71
		Total		158,954	139,506	65,770	88,990	83,240
	Red Pine	Logs	Quebec	6,648	4,012	120	224	1,190
		Pulpwood	Maine					1,614
		Total		6,648	4,012	120	224	2,804
	Spruce, Fir, Jack Pine	Logs	Maine	3,232				3,712
			Quebec	31,466	17,172	14,724	3,700	45,140
		Pulpwood	Maine			3,926	565	624
			Quebec	164			544	50,134
		Studwood	Maine	23,384	29,521	8,438		
			Nova Scotia	110,882	83,726	78,709	7,170	12,134
			Quebec	31,486	32,323	51,225	34,918	56,322
		Tree Length	Maine			3,150	5,243	
		Total		200,614	162,742	160,172	52,140	168,066
Tamarack (Larch)		Pulpwood	Quebec		155			
	Total			155				
White Pine	Logs	Maine		2,658				
		Nova Scotia	3,878					
		Quebec	3,942	1,370	601	1,714	859	
	Total		7,820	4,028	601	1,714	859	
Total		676,432	540,269	491,734	395,970	559,164		

Table 10. Roundwood Exports by Overall Source

Overall Source	Species	Product	Export Destination	Operating Year				
				2022	2021	2020	2019	2018
Marketing Board	Cedar	Logs	Maine	2,263	1,887	3,011	4,844	6,395
			US - United States Finished ..		122			
		Shinglewood	Maine	8			65	65
		Studwood	Maine					509
		Tree Length	Maine	1,814	1,052	1,077	3,570	2,239
		Total		4,085	3,061	4,088	8,479	9,208
	Hemlock	Logs	Nova Scotia			78		116
			Maine	38				33
		Studwood	Nova Scotia				249	347
			Total	38		78	249	496
	Mixed Hardwood	Logs	Europe	204	203			
			Maine	664	5,857	901	3,580	5,205
			ME - Pride Manufacturing C..	146				
			Nova Scotia	93	10,729	39	430	137
			Port of Belledune - Unknow..					58
			Quebec	7,077	5,935	3,375	3,197	4,150
		Poles	Port of Belledune - Unknow..					193
		Pulpwood	Europe	1,197	2,833			
			Maine	124,938	115,289	57,104	78,918	82,704
			ME - Backwoods Inc.	2,403				
			Nova Scotia	1,879	30	435	284	974
			Port of Belledune - Unknow..				26	5,214
			Quebec		229	242		15
		Tree Length	Maine	108	46		104	
		Veneer	Maine	161	309	213	258	160
		Total		138,870	141,460	62,309	86,797	98,810
	Mixed Softwood	Logs	Maine	3,742				
			Quebec	596				
		Pulpwood	Maine	1,677				
		Studwood	Maine	841				
			Nova Scotia	865				

Table 10. Roundwood Exports by Overall Source

Overall Source	Species	Product	Export Destination	Operating Year				
				2022	2021	2020	2019	2018
Marketing Board	Mixed Softwood	Tree Length	Maine	953				
		Total		8,674				
	Mixed Species	Pulpwood	Maine	7,214				
		Total		7,214				
	Other Hardwood	Pulpwood	Europe	739				
			Quebec		212			
		Total		739	212			
	Poplar	Logs	Europe	2,113				
			Maine		3,907		31	200
			New Brunswick					368
			Quebec	3,517	9,266	2,792	8,231	4,598
		Pulpwood	Europe	2,556	324			
			Maine	31,929	36,689	48,208	47,033	59,714
			Nova Scotia		48		192	66
			Port of Belledune - Unknow..					1,000
		Quebec	2,742	4,283	1,129	1,266	558	
		Tree Length	Maine	11,807	16,914	5,886	9,545	10,279
	Total		54,664	71,431	58,015	66,298	76,783	
	Red Maple	Logs	Maine					12
		Total						12
	Red Pine	Logs	Maine			557		823
			Quebec			136	59	
		Pulpwood	Maine		966		162	591
		Studwood	Nova Scotia				421	344
			Quebec			278	20	
	Total			966	971	662	1,758	
	Spruce	Pulpwood	Maine				69	
Total						69		
Spruce, Fir, Jack Pine	Logs	Maine	38,119	22,381	4,094	4,454	18,807	
		Nova Scotia	673	786	136	2,678	123	
		NS - Taylor Lumber		113				

Table 10. Roundwood Exports by Overall Source

Overall Source	Species	Product	Export Destination	Operating Year				
				2022	2021	2020	2019	2018
Marketing Board	Spruce, Fir, Jack Pine	Logs	Quebec	10,944	16,858	2,595	2,957	7,860
		Pulpwood	Maine	7,411	8,977	17,390	15,941	6,514
			Nova Scotia		2,890		16,302	11,839
			Port of Belledune - Unknow..				226	
			Europe	427				
		Studwood	Maine	27,864	38,478	20,797	7,966	5,331
			Nova Scotia	5,466	84,304	36,141	48,624	36,465
			NS - Taylor Lumber	35				
			Quebec	4,715	4,787	1,638	143	2,806
		Tree Length	Maine	16,511	14,236	15,227	10,094	26,716
	Total		112,165	193,810	98,018	109,385	116,461	
	Sugar Maple	Veneer	Maine			18		63
		Total				18		63
	Tamarack (Larch)	Logs	Maine			29		37
			Nova Scotia			136	61	73
		Pulpwood	Nova Scotia				100	
		Studwood	Nova Scotia					86
		Total				165	161	196
	White Birch	Logs	Maine	130	99			2
		Total		130	99			2
	White Pine	Logs	Maine					16
			Nova Scotia			65		
		Total				65		16
Total			326,579	411,057	223,709	272,100	303,805	
Grand Total			1,085,515	951,768	740,531	695,378	878,446	