

**NEW BRUNSWICK FOREST
PRODUCTS COMMISSION**

TIMBER UTILIZATION REPORT

2021-22

July 2022



New Brunswick
Forest Products Commission

Commission des produits forestiers
du Nouveau Brunswick

Figure 1. New Brunswick Roundwood Consumption

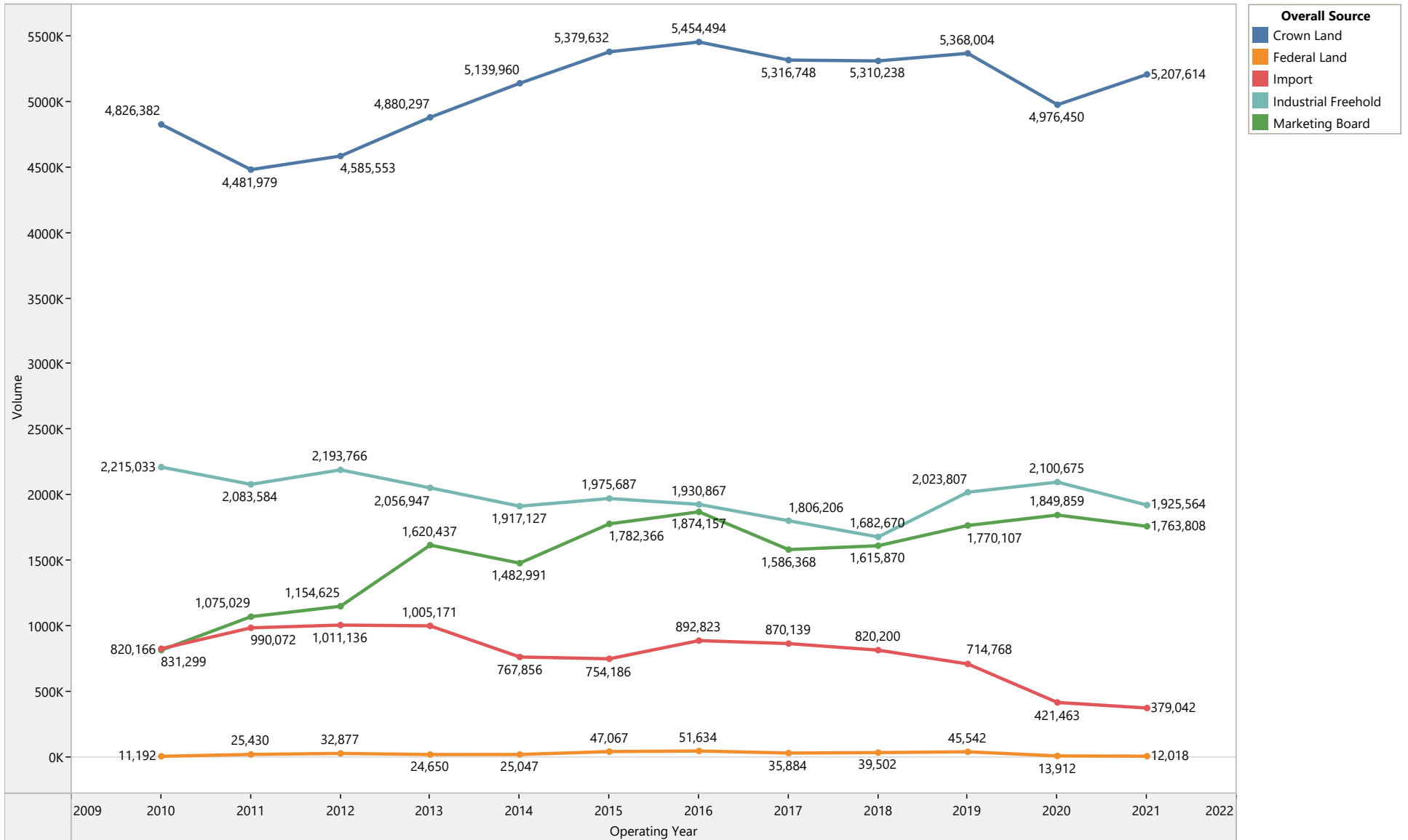


Figure 2. 2021-22 Total Roundwood Harvest in NB

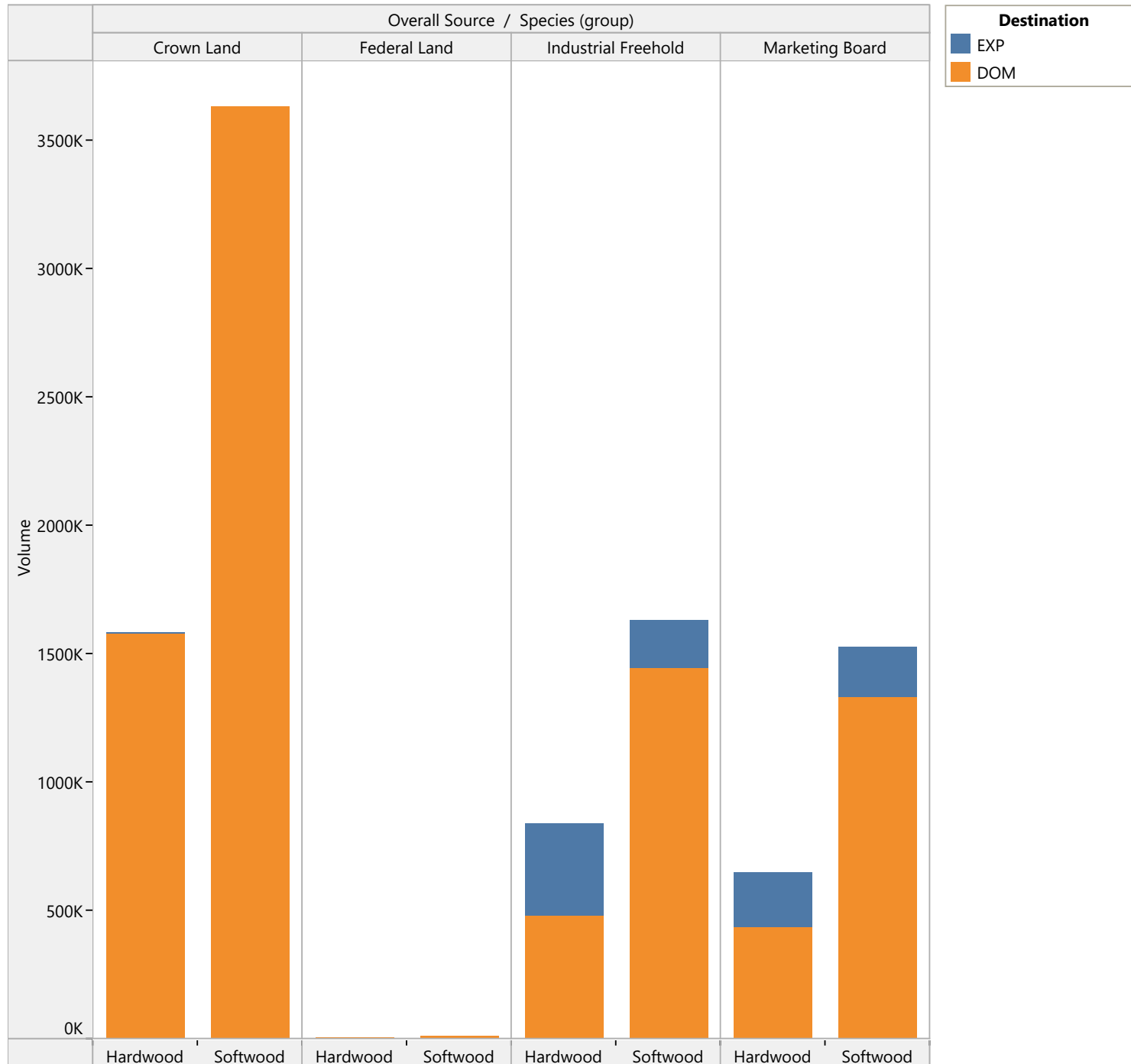


Table 1. 2021-22 Total Roundwood Harvest (m3) in NB

Destination	Overall Source / Species (group)								Grand Total
	Crown Land		Federal Land		Industrial Freehold		Marketing Board		
	Hardwood	Softwood	Hardwood	Softwood	Hardwood	Softwood	Hardwood	Softwood	
EXP	442				358,176	182,093	213,220	197,837	951,768
DOM	1,581,320	3,626,294	3,622	8,396	478,338	1,447,226	433,589	1,330,219	8,909,004
Grand Total	1,581,762	3,626,294	3,622	8,396	836,514	1,629,319	646,809	1,528,056	9,860,772

Table 2. Total Roundwood (m3) by Overall Source Domestic & Export

Destination	Overall Source	Species	Product	Operating Year				
				2021	2020	2019	2018	2017
DOM	Crown Land	Birch (Yellow and White)	Pulpwood	41,897	64,104	42,252	30,045	27,194
			Tree Length			3,956		
			Total	41,897	64,104	46,208	30,045	27,194
		Cedar	Logs	10,507	4,270	7,378	1,553	4,231
			Shinglewood	23,516	20,707	23,392	19,191	39,294
			Studwood	20,336	23,499	31,234	31,104	42,578
			Tree Length	1,507	2,967	9,196	7,082	4,424
			Total	55,866	51,443	71,200	58,930	90,527
		Hemlock	Logs	3,049	8,867	2,114	2,822	2,983
			Total	3,049	8,867	2,114	2,822	2,983
		Mixed Hardwood	Fuelwood	2,000	1,260	1,250		1,260
			Full Tree Chips	189,847	287,814	396,986	328,429	332,115
			Logs	164,242	127,573	141,496	136,923	129,636
			Pulpwood	579,663	904,148	826,148	878,683	858,873
			Roundwood Biomass	249	1,384			
			Studwood		2,711			
			Tree Length	145,621		10,848	626	
		Total	1,081,622	1,324,890	1,376,728	1,344,661	1,321,884	
		Mixed Softwood	Full Tree Chips				106,413	
			Logs	71,606	819	14,310		
			Pulpwood	2,501	5,615	116,746	105,819	100,736
			Roundwood Biomass	88,930	4,859		762	
			Studwood		5,261			
		Total	163,037	16,554	131,056	212,994	100,736	
		Mixed Species	Roundwood Biomass				7,264	
			Total				7,264	
		Other Softwood	Roundwood Biomass			8,865		1,870
			Total			8,865		1,870
		Poplar	Lathwood			5,275	4,040	
			Logs	36,899	31,773	38,261	38,268	44,901
			Pulpwood	220,834	308,897	351,916	371,370	427,688

Table 2. Total Roundwood (m3) by Overall Source Domestic & Export

Destination	Overall Source	Species	Product	Operating Year					
				2021	2020	2019	2018	2017	
DOM	Crown Land	Poplar	Studwood		7,794				
			Tree Length	123,887		131			
			Total	381,620	348,464	395,583	413,678	472,589	
		Red Pine	Logs	1,505	2,495	2,357	2,827	7,568	
			Poles	330	397	795	61	528	
			Pulpwood	9,711	8,558	5,380	5,824	3,218	
			Studwood			125	3,328		
			Tree Length	404	857	258	15	195	
			Total	11,950	12,307	8,915	12,055	11,509	
			Spruce, Fir, Jack Pine	Full Tree Chips	59,948	65,117	68,333		74,652
		Logs		850,070	887,529	979,454	921,466	1,014,091	
		Pulpwood		190,616	191,153	260,005	244,568	150,186	
		Studwood		2,177,884	1,906,927	1,922,933	1,957,576	1,837,594	
		Tree Length				56	110	95,750	
		Total	3,278,518	3,050,726	3,230,781	3,123,720	3,172,273		
		Tamarack (larch)	Logs				349		
			Total				349		
		White Birch	Full Tree Chips	76,181					
			Total	76,181					
	White Pine	Logs	113,874	99,095	96,554	103,720	115,183		
		Total	113,874	99,095	96,554	103,720	115,183		
	Total		5,207,614	4,976,450	5,368,004	5,310,238	5,316,748		
	Federal Land	Birch (Yellow and White)	Pulpwood	25	373	1,839	2,151	810	
			Total	25	373	1,839	2,151	810	
		Cedar	Shinglewood					121	
			Studwood	193		220	836		
			Total	193		220	836	121	
Hemlock		Logs					109		
		Total					109		
Mixed Hardwood		Full Tree Chips				108	513		
		Logs	290		157	103	70		

Table 2. Total Roundwood (m3) by Overall Source Domestic & Export

Destination	Overall Source	Species	Product	Operating Year				
				2021	2020	2019	2018	2017
DOM	Federal Land	Mixed Hardwood	Pulpwood	552	2,563	5,838	6,761	5,182
			Tree Length	379				
			Total	1,221	2,563	5,995	6,972	5,765
		Mixed Softwood	Pulpwood			562	38	
			Roundwood Biomass	714				
			Total	714		562	38	
		Mixed Species	Roundwood Biomass				897	
			Total				897	
		Other Softwood	Roundwood Biomass			1,081		
			Total			1,081		
		Poplar	Pulpwood	161	1,128	6,787	4,932	3,236
			Tree Length	2,215				
			Total	2,376	1,128	6,787	4,932	3,236
		Red Pine	Logs		30	150		
			Poles				81	50
			Pulpwood			19	124	19
			Studwood				121	
			Total		30	169	326	69
	Spruce, Fir, Jack Pine	Logs	1,012	1,726	7,682	4,738	5,774	
		Pulpwood	2,309	2,709	5,931	4,548	7,203	
		Studwood	3,953	5,383	11,289	12,580	11,933	
		Total	7,274	9,818	24,902	21,866	24,910	
White Pine	Logs	215		3,987	1,484	864		
	Total	215		3,987	1,484	864		
Total				12,018	13,912	45,542	39,502	35,884
Industrial Freehold	Ash	Logs	269					
		Total	269					
	Birch (Yellow and White)	Full Tree Chips	61,137					
		Logs	519					
		Pulpwood	4,007	14,218	12,145	3,494	2,028	
		Shinglewood		515				

Table 2. Total Roundwood (m3) by Overall Source Domestic & Export

Destination	Overall Source	Species	Product	Operating Year				
				2021	2020	2019	2018	2017
DOM	Industrial Freehold	Birch (Yellow and White)	Studwood		1,174			
			Tree Length		179			
			Total	65,663	16,086	12,145	3,494	2,028
		Cedar	Lathwood	3,490				
			Logs	10,160	4,002	13,752	4,963	6,245
			Shinglewood	2,252	7,125	13,130	7,016	15,684
			Studwood	3,604	6,381	10,209	8,368	22,677
			Tree Length	1,025	1,636	1,340	2,229	1,383
			Total	20,531	19,144	38,431	22,576	45,989
			Hemlock	Logs	739	1,547	606	1,693
		Total		739	1,547	606	1,693	814
		Mixed Hardwood	Full Tree Chips	95,327	279,423	184,207	219,615	229,197
			Logs	120,404	89,788	133,548	75,370	77,423
			Pulpwood	101,590	153,285	123,465	111,261	144,930
			Roundwood Biomass	20,457		35,077	47,780	
			Tree Length				230	5,376
			Total	337,778	522,496	476,297	454,256	456,926
		Mixed Softwood	Full Tree Chips				35,416	
			Logs	59,276	1,519			
			Pulpwood	2,315	9,236	13	323	5,678
			Roundwood Biomass	182	2,791		148	
			Studwood		4,028			
			Total	61,773	17,574	13	35,887	5,678
		Mixed Species	Roundwood Biomass				3,556	
			Total				3,556	
		Other Softwood	Roundwood Biomass			6,436		112
			Total			6,436		112
Poplar	Lathwood			2,100	3,296			
	Logs	2,611	464	558				
	Pulpwood	65,057	75,739	58,672	59,181	71,849		
	Roundwood Biomass	5,543						

Table 2. Total Roundwood (m3) by Overall Source Domestic & Export

Destination	Overall Source	Species	Product	Operating Year				
				2021	2020	2019	2018	2017
DOM	Industrial Freehold	Poplar	Tree Length	1,417				
			Total	74,628	76,203	61,330	62,477	71,849
		Red Pine	Logs	626	219	2,623	713	
			Poles			65	40	
			Pulpwood	61	4,560	1,066	831	1,045
			Studwood				270	
			Tree Length		45			
			Total	687	4,824	3,754	1,854	1,045
		Spruce, Fir, Jack Pine	Full Tree Chips	88,576		26,417	12,655	42,755
			Logs	347,557	388,898	411,420	386,319	430,358
			Pulpwood	187,231	330,909	280,056	35,849	68,710
			Roundwood Biomass		29,752			
			Studwood	731,553	692,615	697,791	658,108	639,610
	Tree Length					2,408	36,316	
	Total	1,354,917	1,442,174	1,415,684	1,095,339	1,217,749		
	White Pine	Logs	8,579	627	9,111	1,538	4,016	
		Total	8,579	627	9,111	1,538	4,016	
	Total		1,925,564	2,100,675	2,023,807	1,682,670	1,806,206	
	Marketing Board	Ash	Logs	634	219	620	461	
			Total	634	219	620	461	
Birch (Yellow and White)		Full Tree Chips	23,109					
		Logs	344		53			
		Pulpwood	9,645	22,550	24,577	8,827	12,960	
		Tree Length				21		
Total		33,098	22,550	24,630	8,848	12,960		
Cedar		Lathwood	6,280					
		Logs	8,711	7,188	3,857	5,176	3,786	
		Pulpwood		187	8	64	213	
		Shinglewood	1,436	545	369	791	4,041	
		Studwood	6,641	7,288	10,928	10,313	11,467	
Tree Length		2,842	4,576	2,314	3,477	8,509		

Table 2. Total Roundwood (m3) by Overall Source Domestic & Export

Destination	Overall Source	Species	Product	Operating Year				
				2021	2020	2019	2018	2017
DOM	Marketing Board	Cedar	Total	25,910	19,784	17,476	19,821	28,016
		Hemlock	Logs	4,040	7,078	5,554	7,551	5,177
			Pulpwood					67
			Studwood					382
			Total	4,040	7,078	5,554	7,551	5,626
		Mixed Hardwood	Fuelwood			7	69	424
			Full Tree Chips	15,411	69,980	58,483	42,764	45,967
			Logs	13,367	9,243	11,211	9,638	13,453
			Pulpwood	113,489	130,434	120,320	107,873	112,964
			Roundwood Biomass	8,888			2,857	
			Tree Length	30,726	2,817	11,339	6,131	507
			Total	181,881	212,474	201,360	169,332	173,315
		Mixed Softwood	Logs	62,652	286	18,205	1	
			Pulpwood	13,059	85,090	62,444	67,786	78,483
			Roundwood Biomass	97,796	6,247		8,234	
			Studwood		296			
			Total	173,507	91,919	80,649	76,021	78,483
		Mixed Species	Fuelwood					1,659
			Roundwood Biomass	1,489		999	17,555	11,519
			Total	1,489		999	17,555	13,178
		Other Softwood	Full Tree Chips				27,163	
			Logs	22		1		
			Pulpwood					423
			Roundwood Biomass			16,155		
			Total	22		16,156	27,163	423
		Poplar	Logs	3,561	2,360	4,782	2,900	8,835
			Pulpwood	76,600	220,319	195,225	199,406	208,064
Roundwood Biomass					6,017			
Tree Length	137,815			529	2,360	526		
Total	217,976		222,679	200,536	210,683	217,425		
Red Pine	Logs	3,932	2,666	743	1,678	6,950		

Table 2. Total Roundwood (m3) by Overall Source Domestic & Export

Destination	Overall Source	Species	Product	Operating Year				
				2021	2020	2019	2018	2017
DOM	Marketing Board	Red Pine	Poles	365	640	130	200	840
			Pulpwood	3,685	2,397	1,522	1,128	1,945
			Studwood	140		9	232	563
			Tree Length		23		32	32
			Total	8,122	5,726	2,404	3,270	10,330
		Spruce	Pulpwood			264		
			Total			264		
		Spruce, Fir, Jack Pine	Full Tree Chips	3,026	12,828	25,893		29,251
			Logs	254,130	330,073	399,423	262,916	278,303
			Pulpwood	204,839	210,144	214,109	218,492	151,648
			Studwood	622,212	672,778	540,963	560,746	548,645
			Tree Length	3,371	877	8,812	7,321	18,467
		Total	1,087,578	1,226,700	1,189,200	1,049,475	1,026,314	
		Tamarack (larch)	Fuelwood			28	1,400	885
			Logs	1,616	1,220	335	459	232
			Pulpwood	542	94	408	593	
			Tree Length	86	4	20	17	916
			Total	2,244	1,318	791	2,469	2,033
		White Pine	Logs	27,307	39,412	29,468	23,221	18,265
Total	27,307		39,412	29,468	23,221	18,265		
Total		1,763,808	1,849,859	1,770,107	1,615,870	1,586,368		
	Total		8,909,004	8,940,896	9,207,460	8,648,280	8,745,206	
EXP	Crown Land	Birch (Yellow and White)	Pulpwood				15,477	21,127
			Total				15,477	21,127
		Mixed Hardwood	Pulpwood	13	21,885	27,308		1,862
			Total	13	21,885	27,308		1,862
		Mixed Species	Forest Biomass				3,470	
			Total				3,470	
		Poplar	Pulpwood	429	3,203			
Total	429		3,203					
Total		442	25,088	27,308	18,947	22,989		

Table 2. Total Roundwood (m3) by Overall Source Domestic & Export

Destination	Overall Source	Species	Product	Operating Year				
				2021	2020	2019	2018	2017
EXP	Industrial Freehold	Birch (Yellow and White)	Pulpwood					4,855
			Total					4,855
		Cedar	Logs	4,483			192	415
			Shinglewood	5,875		3,955	3,431	10,424
			Studwood	798	3,732	1,883	2,437	1,739
			Tree Length				151	
			Total	11,156	3,732	5,838	6,211	12,578
		Hemlock	Pulpwood				737	
			Total				737	
		Mixed Hardwood	Forest Biomass	40,257		23,080	74,859	37,658
			Full Tree Chips	7,580			2,960	1,475
			Logs	14,648	18,595	17,837	24,197	25,043
			Pulpwood	102,889	189,747	202,869	261,095	239,043
			Studwood	37,515	39,390			
			Tree Length	31,725	5,080	4,502	2,439	
			Veneer	24,313	8,527	7,205	6,556	6,308
			Total	258,927	261,339	255,493	372,106	309,527
		Mixed Softwood	Logs			14,651		
			Total			14,651		
		Poplar	Logs	6,476	1,905	3,100	1,863	986
			Pulpwood	132,998	63,832	85,890	81,306	96,714
			Tree Length	32	33		71	
			Total	139,506	65,770	88,990	83,240	97,700
		Red Pine	Logs	4,012	120	224	1,190	1,977
			Pulpwood				1,614	409
			Studwood					573
			Total	4,012	120	224	2,804	2,959
		Spruce, Fir, Jack Pine	Logs	17,172	14,724	3,700	48,852	45,706
			Pulpwood		3,926	1,109	50,758	61,866
			Studwood	145,570	138,372	42,088	68,456	147,248
			Tree Length		3,150	5,243		

Table 2. Total Roundwood (m3) by Overall Source Domestic & Export

Destination	Overall Source	Species	Product	Operating Year					
				2021	2020	2019	2018	2017	
EXP	Industrial Freehold	Jack Pine	Total	162,742	160,172	52,140	168,066	254,820	
		Tamarack (Larch)	Pulpwood	155					
			Total	155					
		White Pine	Logs	4,028	601	1,714	859	77	
			Total	4,028	601	1,714	859	77	
		Total	580,526	491,734	419,050	634,023	682,516		
	Marketing Board	Cedar	Logs		2,009	3,011	4,844	6,395	3,260
			Shinglewood				65	65	527
			Studwood				509	4,064	
			Tree Length		1,052	1,077	3,570	2,239	6,344
			Total		3,061	4,088	8,479	9,208	14,195
		Hemlock	Logs			78		116	
			Studwood				249	380	
			Total			78	249	496	
		Mixed Hardwood	Logs		22,724	4,315	7,207	9,550	3,994
			Poles					193	
			Pulpwood		118,381	57,781	79,228	88,907	145,822
			Tree Length		46		104		
			Veneer		309	213	258	160	144
			Total		141,460	62,309	86,797	98,810	149,960
		Mixed Species	Forest Biomass					27,740	51,556
			Total					27,740	51,556
		Other Hardwood	Pulpwood		212				
			Total		212				
		Poplar	Logs		13,173	2,792	8,262	5,166	10,661
			Pulpwood		41,344	49,337	48,491	61,338	81,476
	Tree Length			16,914	5,886	9,545	10,279		
Total			71,431	58,015	66,298	76,783	92,137		
Red Maple	Logs					12	724		
	Total					12	724		
Red Pine	Logs			693	59	823	783		

Table 2. Total Roundwood (m3) by Overall Source Domestic & Export

Destination	Overall Source	Species	Product	Operating Year				
				2021	2020	2019	2018	2017
EXP	Marketing Board	Red Pine	Pulpwood	966		162	591	
			Studwood		278	441	344	542
			Total	966	971	662	1,758	1,325
		Spruce	Pulpwood			69		
			Total			69		
		Spruce, Fir, Jack Pine	Logs	40,138	6,825	10,089	26,790	11,615
			Pulpwood	11,867	17,390	32,469	18,353	3,155
			Studwood	127,569	58,576	56,733	44,602	24,758
			Tree Length	14,236	15,227	10,094	26,716	19,071
			Total	193,810	98,018	109,385	116,461	58,599
		Sugar Maple	Veneer	18			63	
			Total	18			63	
		Tamarack (Larch)	Logs		165	61	110	48
			Pulpwood			100		
			Studwood				86	
			Total		165	161	196	48
		White Birch	Logs	99			2	
			Total	99			2	
		White Pine	Logs		65		16	
			Total		65		16	
Total			411,057	223,709	272,100	331,545	368,544	
Total			992,025	740,531	718,458	984,515	1,074,049	

Figure 3. Total Roundwood to New Brunswick Mills 2021-22

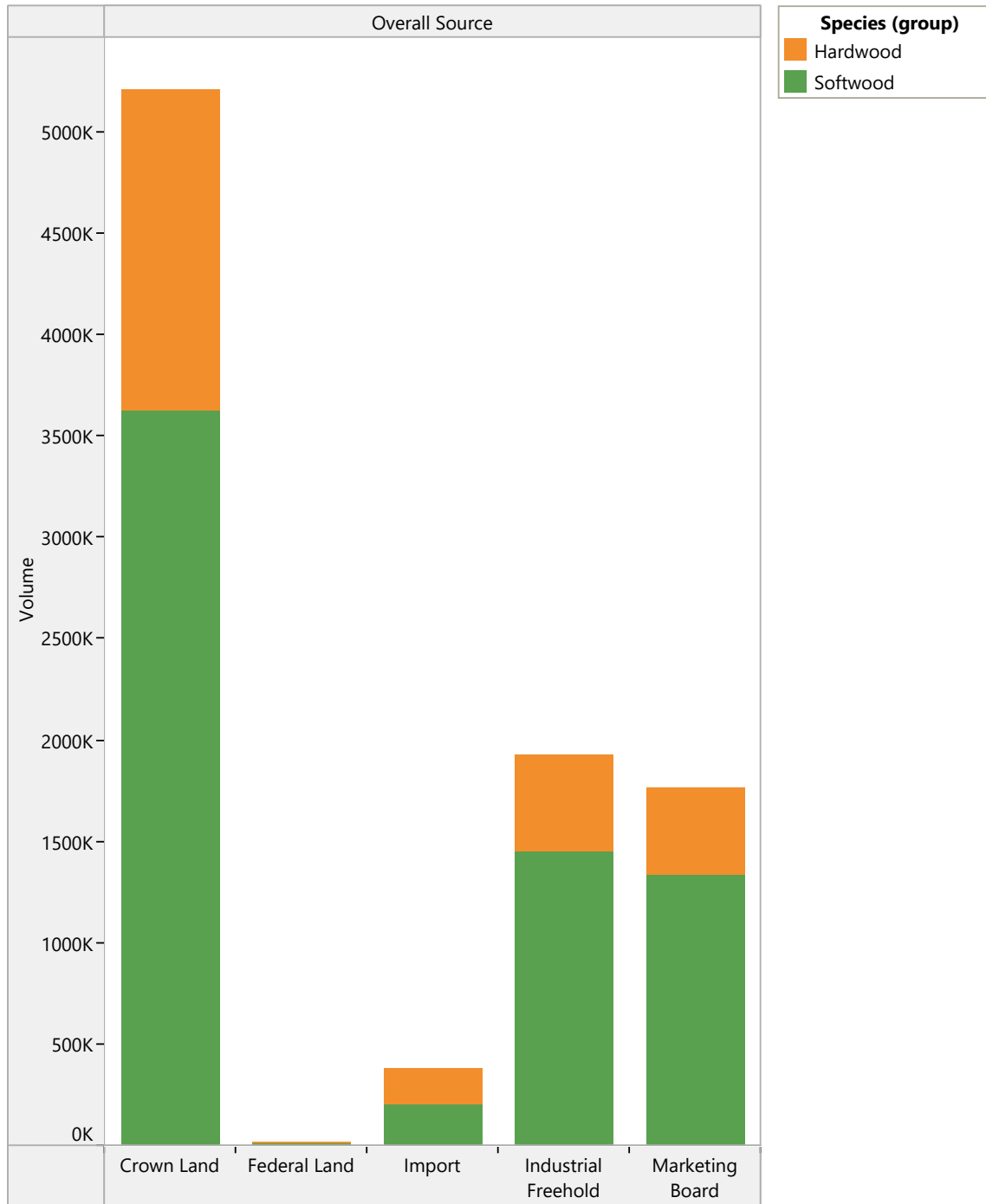


Figure 4. Total Crown Roundwood to New Brunswick Mills 2021-22

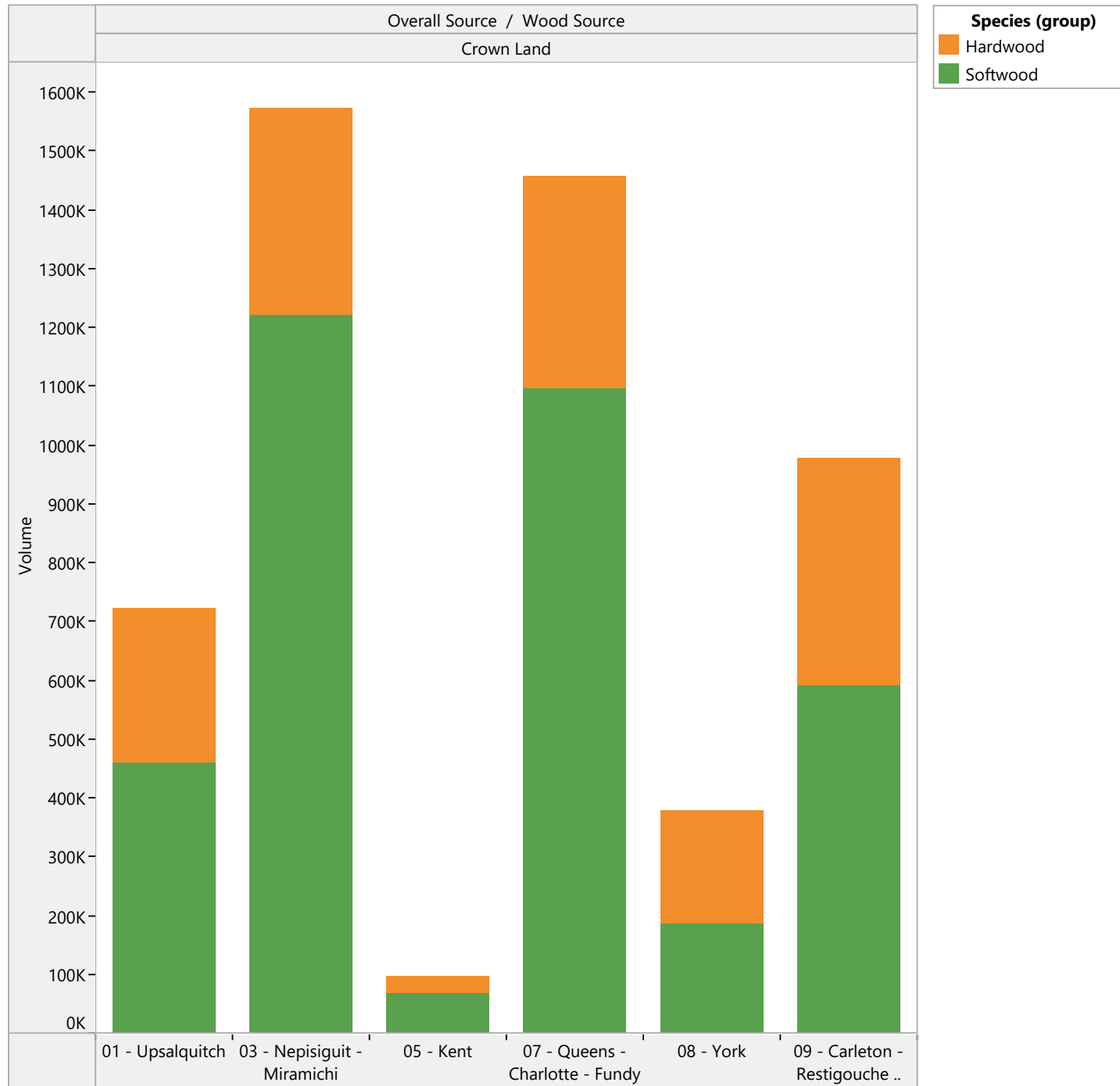


Table 3. Total Crown Roundwood to New Brunswick Mills 2021-22

Species		Product		Overall Source / Wood Source					Total	Grand Total
				Crown Land						
				01 - Upsalquitch	03 - Nepisiguit - Miramichi	05 - Kent	07 - Queens - Charlotte - Fundy	08 - York		
Birch (Yellow and White)	Pulpwood	40			121	33,466	8,270	41,897	41,897	
	Total	40			121	33,466	8,270	41,897	41,897	
Cedar	Logs	4,532			826	2,884	2,265	10,507	10,507	
	Shinglewood	7,832	3,973			1,437	10,274	23,516	23,516	
	Studwood	5,995	9,346	977	927	3,091		20,336	20,336	
	Tree Length		1,428			79		1,507	1,507	
	Total	18,359	14,747	977	1,753	7,491	12,539	55,866	55,866	
Hemlock	Logs				552	2,497		3,049	3,049	
	Total				552	2,497		3,049	3,049	
Mixed Hardwood	Fuelwood		2,000					2,000	2,000	
	Full Tree Chips				175,229	14,618		189,847	189,847	
	Logs	39,065	53,580	209	9,338	6,147	55,903	164,242	164,242	
	Pulpwood	108,124	67,696		65,962	81,284	256,597	579,663	579,663	
	Roundwood Biomass						249	249	249	
	Tree Length		127,133	14,438	495		3,555	145,621	145,621	
Total	147,189	250,409	14,647	251,024	102,049	316,304	1,081,622	1,081,622		
Mixed Softwood	Logs		12,015	3,570		27,139	28,882	71,606	71,606	
	Pulpwood	81	2,420					2,501	2,501	
	Roundwood Biomass	628	73,932	11,628	366	86	2,290	88,930	88,930	
	Total	709	88,367	15,198	366	27,225	31,172	163,037	163,037	
Poplar	Logs	24,445	4,713				7,741	36,899	36,899	
	Pulpwood	91,189	490		24,824	49,564	54,767	220,834	220,834	
	Tree Length		94,101	14,229	15,557			123,887	123,887	
	Total	115,634	99,304	14,229	40,381	49,564	62,508	381,620	381,620	
Red Pine	Logs		586		693	226		1,505	1,505	
	Poles				330			330	330	
	Pulpwood		7,418		2,230	63		9,711	9,711	
	Tree Length		297		107			404	404	
	Total		8,301		3,360	289		11,950	11,950	
Spruce, Fir, Jack Pine	Full Tree Chips				59,948			59,948	59,948	
	Logs	115,257	172,639		240,404	58,442	263,328	850,070	850,070	
	Pulpwood	358	23		177,019	12,762	454	190,616	190,616	
	Studwood	322,434	898,700	51,790	546,593	75,058	283,309	2,177,884	2,177,884	
	Total	438,049	1,071,362	51,790	1,023,964	146,262	547,091	3,278,518	3,278,518	
White Birch	Full Tree Chips				69,802	6,207	172	76,181	76,181	
	Total				69,802	6,207	172	76,181	76,181	
White Pine	Logs	2,846	40,400	709	66,288	3,481	150	113,874	113,874	
	Total	2,846	40,400	709	66,288	3,481	150	113,874	113,874	
Grand Total		722,826	1,572,890	97,550	1,457,611	378,531	978,206	5,207,614	5,207,614	

Figure 5. Total Marketing Board Roundwood to New Brunswick Mills 2021-22

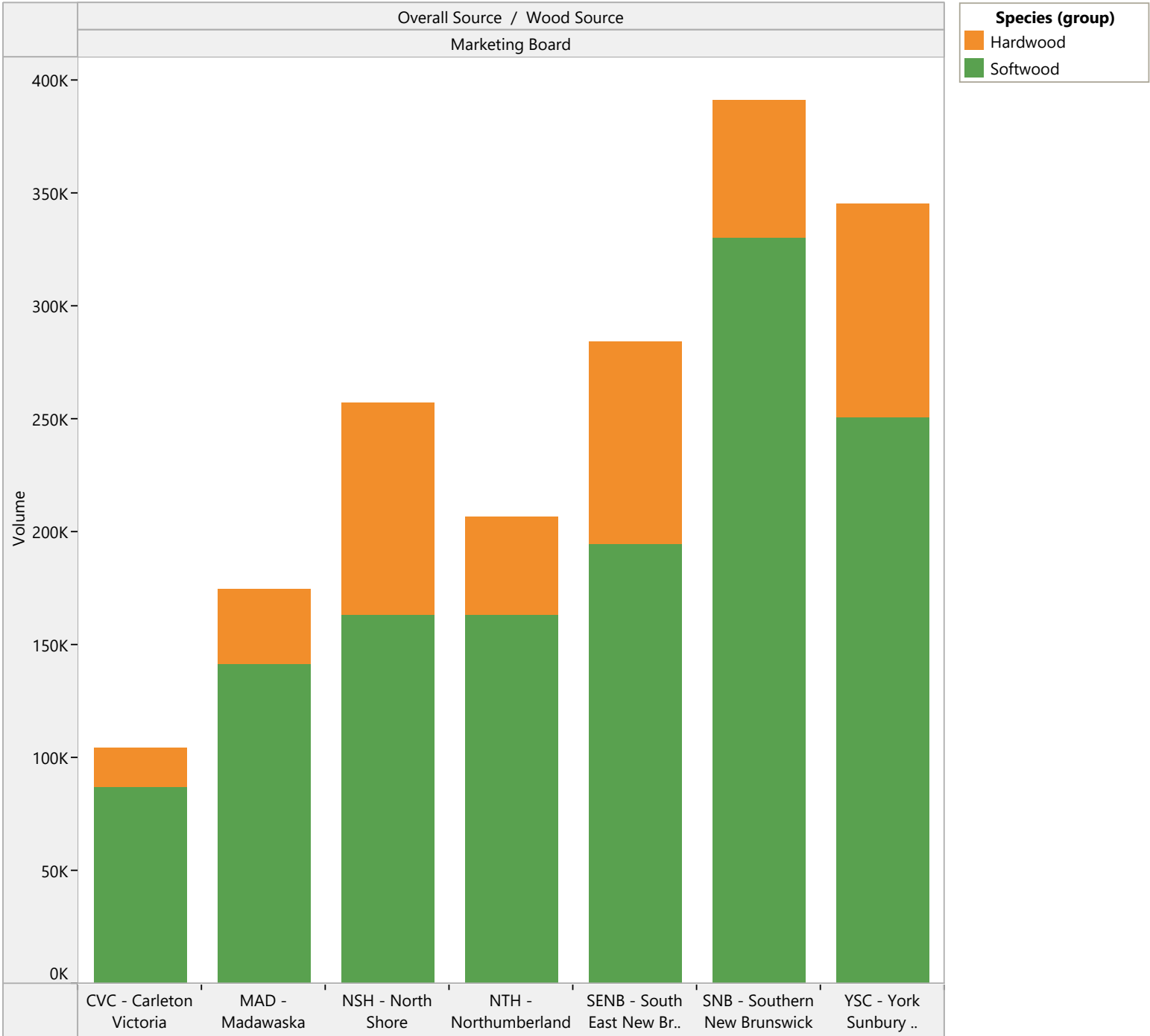


Table 4. Total Marketing Board Roundwood to New Brunswick Mills 2021-22

		Overall Source / Wood Source								
		Marketing Board								
Species	Product	CVC - Carleton Victoria	MAD - Madawaska	NSH - North Shore	NTH - Northumberland	SENB - South East New Brunswick	SNB - Southern New Brunswick	YSC - York Sunbury Charlotte	Total	
Ash	Logs	172					6	456	634	
	Total	172					6	456	634	
Birch (Yellow and White)	Full Tree Chips				91	7,000	12,861	3,157	23,109	
	Logs	213					14	117	344	
	Pulpwood	787		843	419	41	834	6,721	9,645	
	Total	1,000		843	510	7,041	13,709	9,995	33,098	
Cedar	Lathwood		6,280						6,280	
	Logs	1,011	6,268		211		991	230	8,711	
	Shinglewood		947	190	30	269			1,436	
	Studwood			3,370	517	473	175	2,106	6,641	
	Tree Length							2,842	2,842	
	Total	1,011	13,495	3,560	758	742	1,166	5,178	25,910	
Hemlock	Logs	78			121	1,760	252	1,829	4,040	
	Total	78			121	1,760	252	1,829	4,040	
Mixed Hardwood	Full Tree Chips		476		93	3,291	8,509	3,042	15,411	
	Logs	3,474	2,117	4,925	203	217	279	2,152	13,367	
	Pulpwood	9,358	21,169	25,724	4,224	2,388	13,769	36,857	113,489	
	Roundwood Biomass		8,888						8,888	
	Tree Length	2,128		14,536			13,110	933	19	30,726
	Total	14,960	32,650	45,185	4,520	19,006	23,490	42,070	181,881	
Mixed Softwood	Logs	25,557				21,431	43	15,621	62,652	
	Pulpwood			12,024			445	590	13,059	
	Roundwood Biomass	1,321	14,672	24,367	22,044	31,922	2,624	846	97,796	
	Total	26,878	14,672	36,391	22,044	53,353	3,112	17,057	173,507	
Mixed Species	Roundwood Biomass					1,489			1,489	
	Total					1,489			1,489	
Other Softwood	Logs							22	22	
	Total							22	22	

Table 4. Total Marketing Board Roundwood to New Brunswick Mills 2021-22

Species	Product	Overall Source / Wood Source							
		Marketing Board							
		CVC - Carleton Victoria	MAD - Madawaska	NSH - North Shore	NTH - Northumberland	SENB - South East New Brunswick	SNB - Southern New Brunswick	YSC - York Sunbury Charlotte	Total
Poplar	Logs		298	3,263					3,561
	Pulpwood	1,731	128	14,826	1,626	703	16,166	41,420	76,600
	Tree Length			29,811	36,845	63,015	7,384	760	137,815
	Total	1,731	426	47,900	38,471	63,718	23,550	42,180	217,976
Red Pine	Logs	96			396	160	468	2,812	3,932
	Poles	35					61	269	365
	Pulpwood	37			552	217	328	2,551	3,685
	Studwood						140		140
	Total	168			948	377	997	5,632	8,122
Spruce, Fir, Jack Pine	Full Tree Chips				242		637	2,147	3,026
	Logs	31,256	33,577	803	30,943	14,509	73,164	69,878	254,130
	Pulpwood	2,577	25,751	10,147	8,348	30,086	87,438	40,492	204,839
	Studwood	20,458	52,160	111,806	92,985	88,664	157,342	98,797	622,212
	Tree Length	3,371							3,371
	Total	57,662	111,488	122,756	132,518	133,259	318,581	211,314	1,087,578
Tamarack (Larch)	Logs		1,616						1,616
	Pulpwood	542							542
	Tree Length	86							86
	Total	628	1,616						2,244
White Pine	Logs	62	232	835	7,034	3,580	5,839	9,725	27,307
	Total	62	232	835	7,034	3,580	5,839	9,725	27,307
Grand Total		104,350	174,579	257,470	206,924	284,325	390,702	345,458	1,763,808

Table 5. Total Roundwood Deliveries to Licensee/Sub-Licensee Mills by Source

Mill	Overall Source	Wood_Source	Species	Product	Operating Year						
					2021	2020	2019	2018	2017		
Arbec Forest Products	Crown Land	03 - Nepisiguit - Miramichi	Mixed Hardwood	Pulpwood		194,599	130,348	124,344	108,765		
				Tree Length	127,133						
			Mixed Softwood	Pulpwood		102,967	91,924	92,915			
				Roundwood Biomass	73,932						
			Poplar	Pulpwood		94,208	74,864	64,554	68,918		
				Tree Length	94,101						
		05 - Kent	Mixed Hardwood	Pulpwood		26,622	13,055	11,116	15,118		
				Tree Length	14,438						
			Mixed Softwood	Pulpwood			13,361	12,757	2,273		
				Roundwood Biomass	11,628						
			Poplar	Pulpwood		14,035	14,186	18,192	14,392		
				Tree Length	14,229						
		07 - Queens - Charlotte - Fundy	Mixed Hardwood	Pulpwood		288		4,533	19,975		
				Studwood		262					
				Tree Length	495						
			Mixed Softwood	Pulpwood			418	1,138	4,400		
				Roundwood Biomass	366						
			Poplar	Pulpwood			11,273	13,729	23,619		
				Studwood		7,794					
				Tree Length	15,557						
			Total					351,879	337,808	360,472	342,287
		Federal Land	First Nation Reserves	Mixed Hardwood	Pulpwood		63		228		
					Tree Length	379					
				Mixed Softwood	Pulpwood			562	38		
	Roundwood Biomass				714						
	Poplar			Pulpwood			1,036	369	349		
				Tree Length	2,215						
	Total					3,308	63	1,598	635	349	
	Import	Nova Scotia	Mixed Hardwood	Pulpwood			57		806		
				Tree Length	6						
Mixed Softwood			Pulpwood		30						
Poplar			Pulpwood		11,487	5,331	18,272	877			

Table 5. Total Roundwood Deliveries to Licensee/Sub-Licensee Mills by Source

Mill	Overall Source	Wood_Source	Species	Product	Operating Year					
					2021	2020	2019	2018	2017	
Arbec Forest Products	Import	Nova Scotia	Poplar	Tree Length	5,874					
		Prince Edward Island	Mixed Hardwood	Pulpwood				22		
			Poplar	Pulpwood		14,010	18,597		12,899	
		Québec	Poplar	Pulpwood			239	2,913	2,427	
		Total				17,391	25,527	24,224	21,207	17,009
	Industrial Freehold	Fornebu Lumber	Mixed Hardwood	Pulpwood		111		419	1,615	
			Mixed Softwood	Pulpwood		51		323	2,018	
			Poplar	Pulpwood		194		497	1,797	
		J.D. Irving	Mixed Hardwood	Pulpwood		365	326	69	41	
			Mixed Softwood	Pulpwood		163	13		3,660	
			Poplar	Pulpwood		1,351	863	3,367	1,082	
			Tree Length		1,417					
		Total				1,417	2,235	1,202	4,675	10,213
		Marketing Board	NSH - North Shore	Mixed Hardwood	Pulpwood		9,328	9,259	4,775	5,630
					Tree Length	14,125				
	Mixed Softwood			Pulpwood		15,734	18,672	10,550	11,113	
				Roundwood Biomass	21,777					
	Poplar			Pulpwood		35,426		24,433	21,895	
	Tree Length		28,539							
	NTH - Northumberland		Mixed Hardwood	Pulpwood		16,374	13,991	11,134	12,497	
			Mixed Softwood	Pulpwood		22,513		27,060	25,640	
				Roundwood Biomass	22,044					
			Poplar	Pulpwood		28,308	33,713	29,947	35,238	
	Tree Length		36,845							
	SENB - South East New Brunswick		Mixed Hardwood	Pulpwood		9,418	13,601	11,576	11,026	
		Tree Length		13,110						
		Mixed Softwood	Pulpwood		31,074	39,626	26,649	27,707		
Roundwood Biomass			31,922							
Poplar		Pulpwood		62,189	67,600	57,865	46,187			
Tree Length	63,015									
SNB - Southern New	Mixed Hardwood	Pulpwood			920	2,760	2,810			

Table 5. Total Roundwood Deliveries to Licensee/Sub-Licensee Mills by Source

Mill	Overall Source	Wood_Source	Species	Product	Operating Year						
					2021	2020	2019	2018	2017		
Arbec Forest Products	Marketing Board	SNB - Southern New Brunswick	Mixed Hardwood	Tree Length	933						
			Mixed Softwood	Pulpwood		3,284	3,242	3,419	5,144		
				Roundwood Biomass	2,624						
			Poplar	Pulpwood		7,612	5,315	7,115	8,611		
				Tree Length	7,384						
			YSC - York Sunbury Charlotte	Mixed Hardwood	Pulpwood		110	812	127	830	
		Tree Length			19						
		Mixed Softwood		Pulpwood		231	904	108	717		
				Roundwood Biomass	846						
		Poplar		Pulpwood		428	649	168	594		
		Tree Length	760								
Total					243,943	242,029	208,304	217,686	215,639		
Total					617,938	607,662	595,800	586,490	593,585		
AV Cell Inc.	Crown Land	01 - Upsalquitch	Birch (Yellow and White)	Pulpwood		4,108					
			Mixed Hardwood	Pulpwood	103,623	108,938	100,044	76,693	100,688		
			Mixed Softwood	Pulpwood	81	1,194					
			Mixed Species	Roundwood Biomass				1,921			
			Poplar	Pulpwood	80	16,134					
			Spruce, Fir, Jack Pine	Pulpwood			3,581	5,864			
		03 - Nepisiguit - Miramichi	Birch (Yellow and White)	Pulpwood		1,342					
			Mixed Hardwood	Pulpwood	62,875	55,808	55,179	46,485	37,793		
			Mixed Softwood	Pulpwood		358					
			Poplar	Pulpwood		1,445					
			Spruce, Fir, Jack Pine	Pulpwood			50				
		09 - Carleton - Restigouche - Tobique	Mixed Hardwood	Pulpwood	35,102	33,103	29,540	26,400	48,384		
			Poplar	Pulpwood		82					
			Total					201,761	222,512	188,394	157,363
		Industrial Freehold	Acadian Timber	Mixed Hardwood	Pulpwood		1,682	9,849	7,040	18,177	
			J.D. Irving	Mixed Hardwood	Pulpwood	1,992	15,281	7,496	3,268	2,097	
			Total					1,992	16,963	17,345	10,308
		Marketing Board	NSH - North Shore	Mixed Hardwood	Pulpwood	12,859	1,305	1,238	1,727	6,843	
			Total					12,859	1,305	1,238	1,727

Table 5. Total Roundwood Deliveries to Licensee/Sub-Licensee Mills by Source

Mill	Overall Source	Wood_Source	Species	Product	Operating Year					
					2021	2020	2019	2018	2017	
AV Cell Inc.	Total				216,612	240,780	206,977	169,398	213,982	
AV Nackawic Inc.	Crown Land	01 - Upsalquitch	Birch (Yellow and White)	Pulpwood	40	40				
			Mixed Hardwood	Pulpwood	4,501	13,833	30,234	36,501	22,876	
			Mixed Softwood	Pulpwood		42				
			Poplar	Pulpwood	82,370	41,888	86,265	128,061	164,476	
			Spruce, Fir, Jack Pine	Pulpwood	358					
		03 - Nepisiguit - Miramichi	Birch (Yellow and White)	Pulpwood			2,466			
			Mixed Hardwood	Pulpwood	4,821	1,770	8,640	9,727	7,778	
			Poplar	Pulpwood	64	4,243	13,991	28,274	27,959	
		07 - Queens - Charlotte - Fundy	Birch (Yellow and White)	Pulpwood	121	1,012	468	670	484	
			Mixed Hardwood	Pulpwood	3,679	2,035	1,285	1,595	19,554	
			Poplar	Pulpwood	24,824	29,232	16,116	22,555	16,709	
		08 - York	Birch (Yellow and White)	Pulpwood	33,466	39,730	34,367	28,591	26,064	
				Tree Length			1,177			
			Cedar	Shinglewood		495	590	1,295		
				Studwood		753	637	1,429		
				Tree Length		8				
			Hemlock	Logs		240	263	179		
				Logs		894	2,662	1,255		
			Mixed Hardwood	Pulpwood	80,352	82,033	97,523	81,485	94,488	
				Tree Length			2,348			
			Mixed Softwood	Logs		719				
				Pulpwood		4,021				
				Roundwood Biomass	86	4,859				
				Studwood		5,140				
		Mixed Species	Roundwood Biomass				5,343			
		Other Softwood	Roundwood Biomass			8,743		1,870		
		Poplar	Pulpwood	49,564	49,688	40,059	34,018	43,563		
Tree Length				69						
Red Pine	Studwood			125						
Spruce, Fir, Jack Pine	Logs			3,995	1,168					
	Pulpwood	12,098			2,029	74				

Table 5. Total Roundwood Deliveries to Licensee/Sub-Licensee Mills by Source

Mill	Overall Source	Wood_Source	Species	Product	Operating Year					
					2021	2020	2019	2018	2017	
AV Nackawic Inc.	Crown Land	08 - York	Spruce, Fir, Jack Pine	Studwood			1,916			
				Tree Length			56			
			White Pine	Logs		334	111	826		
		09 - Carleton - Restigouche - Tobique	Birch (Yellow and White)	Pulpwood	8,270	17,872	4,951	784	646	
				Tree Length			2,779			
			Cedar	Shinglewood		85	8			
				Studwood		10				
			Hemlock	Logs		32				
				Logs		257	204	13		
			Mixed Hardwood	Pulpwood	89,463	100,134	83,433	87,963	59,601	
				Tree Length			8,500	626		
			Mixed Softwood	Logs		100				
				Studwood		121				
			Other Softwood	Roundwood Biomass			122			
				Logs						
	Poplar	Pulpwood	47,807	39,840	57,453	49,789	44,125			
		Tree Length			62					
	Spruce, Fir, Jack Pine	Logs			21					
		Pulpwood	419							
		Studwood			4					
	Total					442,303	441,460	511,643	524,176	530,267
	Federal Land	Acadia Research Forest		Birch (Yellow and White)	Pulpwood	25		428		237
				Mixed Hardwood	Pulpwood			440		501
				Poplar	Pulpwood	161		343		18
		CFB Gagetown		Birch (Yellow and White)	Pulpwood		373	1,411	2,151	573
				Mixed Hardwood	Logs			138		
					Pulpwood		1,885	5,398	6,527	4,681
Mixed Species				Roundwood Biomass				897		
Other Softwood				Roundwood Biomass			1,081			
Poplar				Pulpwood		1,128	5,381	4,563	2,869	
				Logs				121		
Spruce, Fir, Jack Pine		Pulpwood				42				
		Studwood				305				

Table 5. Total Roundwood Deliveries to Licensee/Sub-Licensee Mills by Source

Mill	Overall Source	Wood_Source	Species	Product	Operating Year					
					2021	2020	2019	2018	2017	
AV Nackawic Inc.	Federal Land	First Nation Reserves	Poplar	Pulpwood			27			
		Total			186	3,386	14,647	14,606	8,879	
	Import	Maine	Mixed Hardwood	Pulpwood		721	201			
		Total				721	201			
	Industrial Freehold	Acadian Timber	Mixed Hardwood	Pulpwood	644	4,294	17,571	16,425	16,407	
				Tree Length				230	5,376	
		Birch (Yellow and White)	Pulpwood	4,007	14,218	12,135	3,494	1,882		
			Shinglewood		515					
			Studwood		1,174					
			Tree Length		179					
			Cedar	Shinglewood			628	60		
			Studwood			854	210			
		Hemlock	Logs		55	181	6			
			Mixed Hardwood	Logs		801	364	73		
		AV Nackawic	Mixed Softwood	Pulpwood	16,324	53,912	26,520	17,520	9,730	
				Logs		1,519				
				Pulpwood		1,834				
				Roundwood Biomass	182	2,578				
				Studwood		4,028				
		Mixed Species	Roundwood Biomass				3,522			
		Other Softwood	Roundwood Biomass			6,372		112		
		Poplar	Pulpwood	21,139	21,474	23,757	7,692	10,897		
		Spruce, Fir, Jack Pine	Logs			319	93			
			Pulpwood	799			71			
			Studwood			559	80			
		White Pine	Logs		19	100	54			
		H.J. Crabbe & Sons	Birch (Yellow and White)	Pulpwood			10			
				Mixed Hardwood	Pulpwood	6,346	338	6,817	10,230	13,781
				Mixed Species	Roundwood Biomass				34	
				Other Softwood	Roundwood Biomass			64		
Poplar				Pulpwood	2,338		2,938	6,004	8,943	
Spruce, Fir, Jack Pine				Pulpwood	628					

Table 5. Total Roundwood Deliveries to Licensee/Sub-Licensee Mills by Source

Mill	Overall Source	Wood_Source	Species	Product	Operating Year					
					2021	2020	2019	2018	2017	
AV Nackawic Inc.	Industrial Freehold	J.D. Irving	Birch (Yellow and White)	Pulpwood					146	
			Mixed Hardwood	Pulpwood	61,097	54,734	42,537	47,920	51,853	
			Mixed Softwood	Pulpwood		7,188				
				Roundwood Biomass		213				
			Poplar	Pulpwood	41,580	52,720	31,114	41,621	49,130	
			Spruce, Fir, Jack Pine	Pulpwood	2,101					
	Total			157,185	221,793	172,840	155,339	168,257		
	Marketing Board	CVC - Carleton Victoria	Birch (Yellow and White)	Pulpwood	787	865	3,038	2,417	40	
				Tree Length				21		
			Cedar	Shinglewood				49		
				Studwood				340		
			Hemlock	Logs				10		
			Mixed Hardwood	Logs				35		
				Pulpwood	5,007	11,348	5,862	9,284	2,143	
			Tree Length				381	404		
			Mixed Softwood	Pulpwood		64				
			Other Softwood	Roundwood Biomass			2,437			
			Poplar	Pulpwood	1,498	5,020	5,814	8,226	3,393	
				Tree Length				28	17	
			Spruce, Fir, Jack Pine	Logs				19		
				Pulpwood	170					
			MAD - Madawaska	Birch (Yellow and White)	Pulpwood		108			
				Mixed Hardwood	Pulpwood		13			
				Poplar	Pulpwood		22	826	188	
			NTH - Northumberland	Birch (Yellow and White)	Pulpwood	419	3,762	3,326	374	346
				Mixed Hardwood	Pulpwood	4,185	7,785	7,623	7,497	5,277
				Mixed Softwood	Pulpwood		656			
Roundwood Biomass						192				
Other Softwood				Roundwood Biomass			950			
Poplar				Pulpwood	1,626	8,043	12,704	8,619	3,474	
SENB - South East New			Spruce, Fir, Jack Pine	Pulpwood	192					
			Birch (Yellow and White)	Pulpwood	41		501			

Table 5. Total Roundwood Deliveries to Licensee/Sub-Licensee Mills by Source

Mill	Overall Source	Wood_Source	Species	Product	Operating Year				
					2021	2020	2019	2018	2017
AV Nackawic Inc.	Marketing Board	SENB - South East New Brunswick	Mixed Hardwood	Pulpwood	215	240	1,251	2,099	
			Poplar	Pulpwood	703	4,133	7,158	540	862
		SNB - Southern New Brunswick	Birch (Yellow and White)	Pulpwood	834	2,117	650	478	681
				Cedar	Shinglewood		12		
				Studwood		9			
			Mixed Hardwood	Logs		391			
				Pulpwood	8,566	10,214	2,269		3,974
			Mixed Softwood	Pulpwood	445				
				Roundwood Biomass		13			
			Mixed Species	Roundwood Biomass				13	
			Poplar	Pulpwood	16,166	17,221	15,721	13,598	14,289
			Spruce, Fir, Jack Pine	Pulpwood	709				
		White Pine	Logs		37				
		YSC - York Sunbury Charlotte	Birch (Yellow and White)	Logs			53		
				Pulpwood	6,721	12,549	12,274	5,558	6,986
			Cedar	Shinglewood		245	15	167	
				Studwood		391	237	325	
				Tree Length		238			
			Hemlock	Logs			26	21	
				Logs		194	96	82	
			Mixed Hardwood	Pulpwood	34,758	37,564	34,175	21,254	31,734
				Tree Length			6,048	1,523	103
			Mixed Softwood	Logs		286			
				Pulpwood	590	11,534			
				Roundwood Biomass		6,042		736	
				Studwood		296			
			Mixed Species	Roundwood Biomass				5,327	
		Other Softwood	Roundwood Biomass			12,768			
		Poplar	Pulpwood	37,371	39,215	30,360	27,180	36,439	
			Tree Length			94	324	332	
		Spruce, Fir, Jack Pine	Logs			50	84		
			Pulpwood	11,134			155		

Table 5. Total Roundwood Deliveries to Licensee/Sub-Licensee Mills by Source

Mill	Overall Source	Wood_Source	Species	Product	Operating Year				
					2021	2020	2019	2018	2017
AV Nackawic Inc.	Marketing Board	YSC - York Sunbury Charlotte	Spruce, Fir, Jack Pine	Studwood			107	264	
			White Pine	Logs		11	28		
	Total				132,137	180,830	167,323	116,371	110,671
Total					731,811	848,190	866,654	810,492	818,074
Canusa Cedar Inc.	Crown Land	01 - Upsalquitch	Cedar	Shinglewood	2,158	1,296	8,788	1,534	1,722
		03 - Nepisiguit - Miramichi	Cedar	Shinglewood	1,318	2,354	4,196	1,442	1,834
		07 - Queens - Charlotte - Fu..	Cedar	Shinglewood		122			
		08 - York	Cedar	Shinglewood	1,040	2,021	1,734	1,527	1,132
		09 - Carleton - Restigouche ..	Cedar	Shinglewood	2,744	2,622	3,104	1,427	2,736
		Total			7,260	8,415	17,822	5,930	7,424
	Federal Land	First Nation Reserves	Cedar	Shinglewood					121
		Total							121
	Import	Maine	Cedar	Shinglewood	1,880	1,797		294	137
		Québec	Cedar	Shinglewood			190	857	
		Total			1,880	1,797	190	1,151	137
	Industrial Freehold	Acadian Timber	Cedar	Shinglewood	92	1,191	864	432	4,156
		AV Cell	Cedar	Shinglewood		53			140
		AV Nackawic	Cedar	Shinglewood	150		370		
		Devon Lumber	Cedar	Shinglewood	55	240	688	530	512
		Fornebu Lumber	Cedar	Shinglewood					95
		J.D. Irving	Cedar	Shinglewood	1,669	5,211	5,690	1,855	932
		Total			1,966	6,695	7,612	2,817	5,835
	Marketing Board	CVC - Carleton Victoria	Cedar	Shinglewood					414
		MAD - Madawaska	Cedar	Shinglewood	32	95	254	434	546
		Total			32	95	254	434	960
Total					11,138	17,002	25,878	10,332	14,477
Chaleur Sawmills Associates	Crown Land	01 - Upsalquitch	Spruce, Fir, Jack Pine	Studwood	196,354	175,085	189,139	190,171	197,120
		03 - Nepisiguit - Miramichi	Spruce, Fir, Jack Pine	Studwood	280,622	245,117	260,290	250,582	267,997
		Total			476,976	420,202	449,429	440,753	465,117
	Import	Maine	Spruce, Fir, Jack Pine	Studwood		38,142			
		Québec	Spruce, Fir, Jack Pine	Studwood			65,005	59,725	32,354
Total						38,142	65,005	59,725	32,354

Table 5. Total Roundwood Deliveries to Licensee/Sub-Licensee Mills by Source

Mill	Overall Source	Wood_Source	Species	Product	Operating Year					
					2021	2020	2019	2018	2017	
Chaleur Sawmills Associates	Industrial Freehold	Chaleur Sawmills Associates	Spruce, Fir, Jack Pine	Studwood	196					
		Fornebu Lumber	Spruce, Fir, Jack Pine	Studwood		3,468	8,384	7,871		
		J.D. Irving	Spruce, Fir, Jack Pine	Studwood					6	
		North American Forest Prod..	Spruce, Fir, Jack Pine	Studwood					50	
		Total			196	3,468	8,384	7,871	56	
	Marketing Board	NSH - North Shore	Spruce, Fir, Jack Pine	Studwood	20,900	26,238	27,354	16,609	14,785	
		NTH - Northumberland	Spruce, Fir, Jack Pine	Studwood	2,701	4,266	8,893	5,470	13,708	
		SENB - South East New Bru..	Spruce, Fir, Jack Pine	Studwood	37	78	172		645	
		Total			23,638	30,582	36,419	22,079	29,138	
	Total			500,810	492,394	559,237	530,428	526,665		
	Clair Industrial Development Corp. Ltd.	Crown Land	01 - Upsalquitch	Cedar	Logs	1,951				
					Shinglewood		821	812		
Studwood						2,362	907			
07 - Queens - Charlotte - Fundy			Cedar	Lathwood			31			
				Logs	167					
				Shinglewood		362			496	
08 - York			Cedar	Studwood		3,176				
				Logs	2,634					
				Shinglewood	397	1,142	391	1,304	2,411	
09 - Carleton - Restigouche - Tobique			Cedar	Studwood		1,375	540	1,585	809	
				Logs	2,265					
				Shinglewood	7,530	1,058	3,769	1,216	6,095	
				Studwood		2,423	1,891	848	3,579	
Total			Mixed Hardwood	Studwood		2,449				
				Poplar			5,244	4,040		
Total						14,944	15,168	13,585	8,993	13,390
Import			Maine	Cedar	Logs	7,464				
	Shinglewood	40			6,857	14,584	17,071	13,716		
	Studwood				14,000	4,939	9,602	9,149		
	Québec	Cedar	Lathwood	1,594						
			Shinglewood	8,570						
Total				17,668	20,857	19,523	26,673	22,865		

Table 5. Total Roundwood Deliveries to Licensee/Sub-Licensee Mills by Source

Mill	Overall Source	Wood_Source	Species	Product	Operating Year				
					2021	2020	2019	2018	2017
Clair Industrial Development Corp. Ltd.	Industrial Freehold	Acadian Timber	Cedar	Lathwood	217				
				Logs	73				
				Shinglewood	13	260			
				Studwood		600			
		AV Nackawic	Cedar	Logs	645				
				Shinglewood					79
		H.J. Crabbe & Sons	Cedar	Shinglewood					175
				Studwood					4,253
		J.D. Irving	Cedar	Lathwood	3,273				
				Logs	5,580				
	Shinglewood			273	170	4,890	3,877	6,963	
	Studwood				5,738	2,690	2,207		
		Poplar	Lathwood			2,100	3,296		
	Total				10,074	6,768	9,680	9,380	11,470
	Marketing Board	MAD - Madawaska	Cedar	Lathwood	6,280				
				Logs	5,026				
				Shinglewood	915				
Total				12,221					
Total				54,907	42,793	42,788	45,046	47,725	
Delco Forest Products Ltd.	Crown Land	03 - Nepisiguit - Miramichi	Spruce, Fir, Jack Pine	Pulpwood			266	5,730	
				Studwood	107,780	112,032	77,344	137,681	133,086
		05 - Kent	Spruce, Fir, Jack Pine	Pulpwood			2,152	4,943	
				Studwood	51,790	52,536	46,288	52,583	52,663
		07 - Queens - Charlotte - Fundy	Spruce, Fir, Jack Pine	Pulpwood			134	436	517
	Studwood			15,789		4,251	9,232	5,433	
	Total				175,359	164,568	130,435	210,605	191,699
	Federal Land	First Nation Reserves	Spruce, Fir, Jack Pine	Pulpwood			33	275	
				Studwood	1,081		867	3,796	786
	Total				1,081		900	4,071	786
Import	Prince Edward Island	Spruce, Fir, Jack Pine	Studwood		608			197	
			Total					608	
Industrial	Fornebu Lumber	Spruce, Fir, Jack Pine	Studwood				481	4,471	

Table 5. Total Roundwood Deliveries to Licensee/Sub-Licensee Mills by Source

Mill	Overall Source	Wood_Source	Species	Product	Operating Year				
					2021	2020	2019	2018	2017
Delco Forest Products Ltd.	Industrial Freehold	J.D. Irving	Spruce, Fir, Jack Pine	Studwood	9,769				
		Total			9,769			481	4,471
	Marketing Board	NSH - North Shore	Spruce, Fir, Jack Pine	Pulpwood				1,177	
				Studwood	22,162		4,317	9,990	
		NTH - Northumberland	Spruce, Fir, Jack Pine	Pulpwood				2,713	
				Studwood	30,787	37,491	35,000	29,400	4,824
		SENB - South East New Brunswick	Spruce, Fir, Jack Pine	Pulpwood				35,344	4,445
				Studwood	69,108	122,877	115,304	94,147	86,739
		SNB - Southern New Brunswick	Spruce, Fir, Jack Pine	Pulpwood				747	
				Studwood	6,134	10,687	402	3,001	2,412
	YSC - York Sunbury Charlotte	Spruce, Fir, Jack Pine	Studwood	13,362	8,477	6,510			
	Total			141,553	179,532	161,533	176,519	98,420	
Total			327,762	344,708	292,868	391,676	295,573		
Devon Lumber Co. Ltd.	Crown Land	07 - Queens - Charlotte - Fundy	Cedar	Tree Length		32	515	81	253
			Spruce, Fir, Jack Pine	Pulpwood	2,185	4,184	5,898	8,598	5,157
		08 - York	Spruce, Fir, Jack Pine	Studwood	4,952	21,054	24,640	34,769	29,612
				Cedar	Tree Length	79	132	1,219	377
		Total	Total	Pulpwood	664	2,207	2,687	4,801	
				Studwood	957	6,752	6,790	14,242	15,673
				8,837	34,361	41,749	62,868	51,070	
	Federal Land	CFB Gagetown	Spruce, Fir, Jack Pine	Pulpwood				112	776
				Studwood			169	285	3,108
							169	397	3,884
	Industrial Freehold	AV Nackawic	Cedar	Tree Length	800	1,312	427		129
		H.J. Crabbe & Sons	Cedar	Tree Length		324	913	2,229	1,254
		J.D. Irving	Cedar	Tree Length	225				
		Total			1,025	1,636	1,340	2,229	1,383
	Marketing Board	CVC - Carleton Victoria	Cedar	Tree Length				787	
				Logs					85
		NTH - Northumberland	Spruce, Fir, Jack Pine	Tree Length		1,348	537	182	54
				Pulpwood	3,252	2,100		1,332	150
Studwood				461	416	702	5,502	1,535	

Table 5. Total Roundwood Deliveries to Licensee/Sub-Licensee Mills by Source

Mill	Overall Source	Wood_Source	Species	Product	Operating Year					
					2021	2020	2019	2018	2017	
Devon Lumber Co. Ltd.	Marketing Board	SENB - South East New Bru..	Spruce, Fir, Jack Pine	Studwood			510			
		SNB - Southern New Brunswick	Cedar	Studwood		450				
				Tree Length		74				
			Spruce, Fir, Jack Pine	Pulpwood	1,292					
				Studwood	826		451	222	548	
		YSC - York Sunbury Charlotte	Cedar	Logs					222	
				Studwood		291			10	
			Spruce, Fir, Jack Pine	Tree Length	2,842	2,916	1,777	2,150	8,455	
				Pulpwood	11,787	331	43	195	638	
			Studwood	7,309	8,724	11,404	5,585	2,167		
	Total					27,769	16,650	15,424	15,955	13,864
Total					37,631	52,647	58,682	81,449	70,201	
Eric Goguen & Sons Ltd.	Crown Land	03 - Nepisiguit - Miramichi	Mixed Softwood	Logs	12,015		11,897			
			Spruce, Fir, Jack Pine	Logs		15,741		12,495	7,587	
		05 - Kent	Mixed Softwood	Logs	3,570		2,413			
			Spruce, Fir, Jack Pine	Logs		2,480		2,387	2,092	
		07 - Queens - Charlotte - Fu..	Spruce, Fir, Jack Pine	Logs				421	3,960	
	Total					15,585	18,221	14,310	15,303	13,639
	Import	Prince Edward Island	Spruce, Fir, Jack Pine	Logs					50	
		Total								50
	Marketing Board	SENB - South East New Brunswick	Hemlock	Logs	1,680	1,400		2,325	1,060	
				Mixed Softwood	Logs	21,431		18,205		
			Spruce, Fir, Jack Pine	Logs		9,285		10,895	11,954	
				White Pine	Logs	762	950		1,540	488
		SNB - Southern New Brunswick	Hemlock	Logs	112			210	58	
			Spruce, Fir, Jack Pine	Logs	1,786			1,870	2,984	
				White Pine	Logs				380	6
Total					25,771	11,635	18,205	17,220	16,550	
Total					41,356	29,856	32,515	32,523	30,239	
Flakeboard - St. Stephen	Crown Land	07 - Queens - Charlotte - Fundy	Mixed Hardwood	Full Tree Chips	42,178	34,264	43,039	23,700	20,077	
				Pulpwood	46,317	22,378	18,207	60,100	14,862	
		08 - York	Mixed Hardwood	Full Tree Chips	14,551	15,421	12,787	7,523	8,070	

Table 5. Total Roundwood Deliveries to Licensee/Sub-Licensee Mills by Source

Mill	Overall Source	Wood_Source	Species	Product	Operating Year				
					2021	2020	2019	2018	2017
Flakeboard - St. Stephen	Crown Land	08 - York	Mixed Hardwood	Pulpwood	932	2,321	1,494	1,105	1,130
		09 - Carleton - Restigouche - Tobique	Mixed Hardwood	Full Tree Chips		100			11,632
				Pulpwood	13,648	9,961	11,311	18,055	46,558
			Total		117,626	84,445	86,838	110,483	102,329
	Federal Land	Acadia Research Forest	Mixed Hardwood	Pulpwood	552	615			
				Total	552	615			
	Import	Maine	Mixed Hardwood	Full Tree Chips			29,888	29,437	58,062
				Pulpwood	34,536	16,131	609		
			Total		34,536	16,131	30,497	29,437	58,062
	Marketing Board	MAD - Madawaska	Mixed Hardwood	Full Tree Chips	476				
		YSC - York Sunbury Charlotte	Mixed Hardwood	Full Tree Chips				1,267	1,808
				Pulpwood	705	1,755	263	1,191	1,540
			Spruce, Fir, Jack Pine	Full Tree Chips					177
	Total			1,181	1,755	263	2,458	3,525	
	Total			153,895	102,946	117,598	142,378	163,916	
Fornebu Lumber Company Inc.- Bathurst Sawmill	Crown Land	01 - Upsalquitch	Spruce, Fir, Jack Pine	Studwood	2,986	3,950			
		03 - Nepisiguit - Miramichi	Spruce, Fir, Jack Pine	Studwood	421,329	364,811	319,936	328,900	291,213
		07 - Queens - Charlotte - Fu..	Spruce, Fir, Jack Pine	Studwood					285
				Total	424,315	368,761	319,936	328,900	291,498
	Federal Land	First Nation Reserves	Spruce, Fir, Jack Pine	Studwood			2,178	156	
				Total			2,178	156	
	Industrial Freehold	Fornebu Lumber	Spruce, Fir, Jack Pine	Studwood		74		548	12,218
				Total		74		548	12,218
	Marketing Board	NSH - North Shore	Spruce, Fir, Jack Pine	Studwood	32,584	31,924	73,161	39,114	42,857
		NTH - Northumberland	Spruce, Fir, Jack Pine	Studwood	21,237	28,033	28,714	19,047	32,380
		SENB - South East New Bru..	Spruce, Fir, Jack Pine	Studwood	1,849	2,086	6,779	1,506	9
		SNB - Southern New Bruns..	Spruce, Fir, Jack Pine	Studwood		38			41
			Total		55,670	62,081	108,654	59,667	75,287
	Total			479,985	430,916	430,768	389,271	379,003	
Garant, Div. of Hanson Kidde Canada Inc.	Crown Land	08 - York	Mixed Hardwood	Logs	54				560
				Total	54				560
	Import	Maine	Ash	Logs	14,523				

Table 5. Total Roundwood Deliveries to Licensee/Sub-Licensee Mills by Source

Mill	Overall Source	Wood_Source	Species	Product	Operating Year					
					2021	2020	2019	2018	2017	
Garant, Div. of Hanson Kidde Canada Inc.	Import	Maine	Birch (Yellow and White)	Logs	1,917					
			Mixed Hardwood	Logs	5,682				26,600	
		NH - New Hampshire	Ash	Logs	90					
		Total			22,212				26,600	
	Industrial Freehold	Acadian Timber	Birch (Yellow and White)	Logs	519					
			Mixed Hardwood	Logs	1,772					
		AV Nackawic	Ash	Logs	143					
			Mixed Hardwood	Logs	17					
		Groupe Savoie	Ash	Logs	126					
		Total			2,577					
	Marketing Board	CVC - Carleton Victoria	Ash	Logs	172					
			Birch (Yellow and White)	Logs	213					
			Mixed Hardwood	Logs	231				283	
		SNB - Southern New Brunswick	Birch (Yellow and White)	Logs	14					
			Mixed Hardwood	Logs	58					
		YSC - York Sunbury Charlotte	Ash	Logs	456					
			Birch (Yellow and White)	Logs	117					
			Mixed Hardwood	Logs	536				128	
	Total			1,797				411		
	Total				26,640				27,571	
Groupe Savoie Inc.	Crown Land	01 - Upsalquitch	Mixed Hardwood	Logs	38,814	38,240	38,950	22,692	20,390	
				Pulpwood			68,130	113,633	106,452	73,748
			Mixed Softwood	Roundwood Biomass	628					
			Poplar	Logs	24,445	24,527	31,505	31,853	39,837	
		Pulpwood		8,739	10,774	28,938	7,939	21,871		
		03 - Nepisiguit - Miramichi	Mixed Hardwood	Logs	49,898	15,565	14,563	16,122	14,104	
				Pulpwood		34,575	15,191	32,205	42,196	
			Poplar	Logs	4,713	772	3,137	110	2,677	
		Pulpwood		426	809	1,479	459	459		
		07 - Queens - Charlotte - Fu..	Mixed Hardwood	Logs	6,002	4,888	5,936	8,847	9,281	
08 - York	Mixed Hardwood	Logs	2,122	3,012	4,413	3,013	2,298			
09 - Carleton - Restigouche -	Mixed Hardwood	Logs	25,249	23,709	21,036	28,424	20,114			

Table 5. Total Roundwood Deliveries to Licensee/Sub-Licensee Mills by Source

Mill	Overall Source	Wood_Source	Species	Product	Operating Year				
					2021	2020	2019	2018	2017
Groupe Savoie Inc.	Crown Land	09 - Carleton - Restigouche - Tobique	Mixed Hardwood	Pulpwood	118,384	122,791	117,031	119,310	113,756
				Tree Length	3,555				
		Mixed Softwood	Roundwood Biomass	2,290					
		Poplar	Logs	7,741	6,474	3,619	6,305	2,387	
			Pulpwood	6,960	6,519	7,292	3,800	1,597	
	Total				299,966	360,785	406,723	387,531	364,715
	Import	Maine	Mixed Hardwood	Logs	8,207	6,500	9,978	5,401	5,495
			Poplar	Logs	193				
		Québec	Mixed Hardwood	Logs	1,208	2,487	2,104	3,158	5,883
				Pulpwood		634	810	195	195
		Poplar	Logs		290	6	26	108	
	Total				9,608	9,911	12,898	8,780	11,681
	Industrial Freehold	Acadian Timber	Mixed Hardwood	Logs	18,635	24,307	22,631	11,050	13,521
				Pulpwood	4,625	8,127	12,074	8,370	15,123
		Poplar	Logs	2,611					
		AV Cell	Mixed Hardwood	Logs	29	37			
		Fornebu Lumber	Mixed Hardwood	Logs				36	36
		J.D. Irving	Mixed Hardwood	Logs			69		
				Pulpwood	5,510	4,606	275		
	Poplar	Logs		464	558				
	Total				31,410	37,541	35,607	19,456	28,680
	Marketing Board	CVC - Carleton Victoria	Mixed Hardwood	Logs	1,951	262	471		931
				Pulpwood	2,897	217	96	354	
			Mixed Softwood	Roundwood Biomass	1,016				
			Poplar	Pulpwood	127				
		MAD - Madawaska	Mixed Hardwood	Logs	1,866	1,975	2,335	3,828	2,507
				Pulpwood	6,068	4,229	3,155	2,022	185
Mixed Softwood			Roundwood Biomass	565					
Poplar			Logs	298	109	2,461	86	412	
		Pulpwood	12	308			21		
NSH - North Shore		Mixed Hardwood	Logs	4,925	1,591	2,197	2,944	6,118	
			Pulpwood	12,343	4,505	7,262	3,451	6,881	

Table 5. Total Roundwood Deliveries to Licensee/Sub-Licensee Mills by Source

Mill	Overall Source	Wood_Source	Species	Product	Operating Year					
					2021	2020	2019	2018	2017	
Groupe Savoie Inc.	Marketing Board	NSH - North Shore	Mixed Hardwood	Tree Length	411					
			Mixed Softwood	Roundwood Biomass	2,590					
			Poplar	Logs	3,263	2,251	2,316	2,814	7,731	
				Pulpwood	6,548	173	827	1,639	5,523	
			Tree Length	1,272						
			NTH - Northumberland	Mixed Hardwood	Logs	203	243	630	349	532
		Pulpwood		39	48	130				
		Poplar	Logs			5				
			SENB - South East New Brunswick	Mixed Hardwood	Logs	217	285	89	91	62
		Pulpwood		44						
	SNB - Southern New Bruns..	Mixed Hardwood	Logs			46	81	30		
	YSC - York Sunbury Charlotte	Mixed Hardwood	Logs	285	581	33		812		
			Pulpwood	53	115					
Total					46,993	16,892	22,053	17,659	31,745	
Total					387,977	425,129	477,281	433,426	436,821	
H. J. Crabbe & Sons Ltd.	Crown Land	08 - York	Mixed Softwood	Logs	27,139					
			Spruce, Fir, Jack Pine	Logs		41,635	34,379	39,616	32,221	
		09 - Carleton - Restigouche - Tobique	Mixed Softwood	Logs	25,316					
			Spruce, Fir, Jack Pine	Logs		32,268	29,369	27,118	27,980	
	Total					52,455	73,903	63,748	66,734	60,201
	Industrial Freehold	AV Nackawic	Mixed Softwood	Logs	5,189					
			Spruce, Fir, Jack Pine	Logs		2,122				
		H.J. Crabbe & Sons	Mixed Softwood	Logs	54,087					
			Spruce, Fir, Jack Pine	Logs		39,305	59,297	51,071	44,819	
	Total					59,276	41,427	59,297	51,071	44,819
	Marketing Board	CVC - Carleton Victoria	Mixed Softwood	Logs	25,557					
			Spruce, Fir, Jack Pine	Logs		11,914	12,298	5,237	6,535	
		YSC - York Sunbury Charlotte	Mixed Softwood	Logs	15,621					
			Spruce, Fir, Jack Pine	Logs		9,565	2,437	9,023	8,199	
	Total					41,178	21,479	14,735	14,260	14,734
	Total					152,909	136,809	137,780	132,065	119,754
	J.D. Irving -	Crown Land	01 - Upsalquitch	Cedar	Studwood			7,470	6,394	11,040

Table 5. Total Roundwood Deliveries to Licensee/Sub-Licensee Mills by Source

Mill	Overall Source	Wood_Source	Species	Product	Operating Year					
					2021	2020	2019	2018	2017	
J.D. Irving - Baker Brook	Crown Land	03 - Nepisiguit - Miramichi	Cedar	Studwood				243	1,668	
		07 - Queens - Charlotte - Fu..	Cedar	Studwood			4,114	3,075	7,763	
		08 - York	Cedar	Studwood			296	3,601	5,748	
		09 - Carleton - Restigouche ..	Cedar	Studwood			1,450	3,033	3,245	
		Total					13,330	16,346	29,464	
	Import	Maine	Cedar	Studwood			11,813	24,889	34,849	
		Québec	Cedar	Studwood			11,621	29,747	38,914	
		Total					23,434	54,636	73,763	
	Industrial Freehold	Acadian Timber	Cedar	Studwood			1,107		1,251	
		AV Nackawic	Cedar	Studwood			403	764	6,453	
		J.D. Irving	Cedar	Studwood			4,940	5,117	10,720	
		Total					6,450	5,881	18,424	
	Marketing Board	CVC - Carleton Victoria	Cedar	Studwood			99	1,476		
		MAD - Madawaska	Cedar	Studwood			1,115	3,360	3,511	
		NSH - North Shore	Cedar	Studwood			396	153	539	
		NTH - Northumberland	Cedar	Studwood			99	39	71	
		SENB - South East New Bru..	Cedar	Studwood			284			
		SNB - Southern New Bruns..	Cedar	Studwood			64			
		YSC - York Sunbury Charlotte	Cedar	Studwood			1,067		252	
		Total					3,124	5,028	4,373	
	Total						46,338	81,891	126,024	
	J.D. Irving - Chip Plant - Sussex	Crown Land	03 - Nepisiguit - Miramichi	Mixed Hardwood	Pulpwood					67
				Spruce, Fir, Jack Pine	Pulpwood	23		2,147		147
07 - Queens - Charlotte - Fundy			Mixed Hardwood	Pulpwood	15,966	24,829				31,536
			Spruce, Fir, Jack Pine	Pulpwood	174,834	183,752	234,041			144,283
08 - York			Spruce, Fir, Jack Pine	Pulpwood			2		8	
Total						190,823	208,581	236,190	176,041	
Federal Land		CFB Gagetown	Spruce, Fir, Jack Pine	Pulpwood	2,309	2,709	5,898		6,427	
		Total			2,309	2,709	5,898		6,427	
Import		Nova Scotia	Mixed Hardwood	Pulpwood		19,708			9,586	
			Spruce, Fir, Jack Pine	Pulpwood					217	
	Total				19,708			9,803		

Table 5. Total Roundwood Deliveries to Licensee/Sub-Licensee Mills by Source

Mill	Overall Source	Wood_Source	Species	Product	Operating Year				
					2021	2020	2019	2018	2017
J.D. Irving - Chip Plant - Sussex	Industrial Freehold	AV Nackawic	Spruce, Fir, Jack Pine	Pulpwood	268	1,469			
		J.D. Irving	Mixed Hardwood	Pulpwood	5,052	9,835			16,106
			Spruce, Fir, Jack Pine	Pulpwood	104,404	174,662	133,278		67,006
		Total				109,724	185,966	133,278	
	Marketing Board	CVC - Carleton Victoria	Spruce, Fir, Jack Pine	Pulpwood					956
		NSH - North Shore	Spruce, Fir, Jack Pine	Pulpwood		14,432	94		
		NTH - Northumberland	Mixed Hardwood	Pulpwood		407			
			Spruce, Fir, Jack Pine	Pulpwood	2,955		9,879		5,151
		SENB - South East New Brunswick	Mixed Hardwood	Pulpwood	2,129	1,633			3,532
			Spruce, Fir, Jack Pine	Pulpwood	30,086	27,134	9,432		16,181
		SNB - Southern New Brunswick	Mixed Hardwood	Pulpwood	5,075	7,745			7,353
			Spruce, Fir, Jack Pine	Pulpwood	85,217	93,785	78,664		71,972
	YSC - York Sunbury Charlotte	Mixed Hardwood	Pulpwood					100	
		Spruce, Fir, Jack Pine	Pulpwood	16,746	14,920	34,252		32,661	
	Total				142,208	160,056	132,321		137,906
Total				445,064	577,020	507,687		413,289	
J.D. Irving - Grand Lake Timber	Crown Land	01 - Upsalquitch	Spruce, Fir, Jack Pine	Logs		49			
		03 - Nepisiguit - Miramichi	Spruce, Fir, Jack Pine	Logs	15,883	29,713	12,928	2,211	27,595
				Studwood	55,637	44,029	21,314	4,694	14,138
		07 - Queens - Charlotte - Fundy	Spruce, Fir, Jack Pine	Logs	239,543	215,979	291,222	325,424	332,927
				Studwood	252,014	215,361	167,716	164,799	231,270
		08 - York	Spruce, Fir, Jack Pine	Logs	13,314	387	1,471		585
				Studwood	12,035		4,240		
	09 - Carleton - Restigouche ..	Spruce, Fir, Jack Pine	Logs		37				
	Total				588,426	505,555	498,891	497,128	606,515
	Federal Land	CFB Gagetown	Spruce, Fir, Jack Pine	Logs	1,012	1,726	6,785	3,799	5,740
				Studwood	1,849	5,374	8,075	6,370	6,754
	Total				2,861	7,100	14,860	10,169	12,494
	Import	Nova Scotia	Spruce, Fir, Jack Pine	Logs					111
Prince Edward Island		Spruce, Fir, Jack Pine	Logs		1,054	3,853		3,968	
			Studwood				1,901		
Total					1,054	3,853	1,901	4,079	

Table 5. Total Roundwood Deliveries to Licensee/Sub-Licensee Mills by Source

Mill	Overall Source	Wood_Source	Species	Product	Operating Year				
					2021	2020	2019	2018	2017
J.D. Irving - Grand Lake Timber	Industrial Freehold	AV Nackawic	Spruce, Fir, Jack Pine	Logs	1,141	3,067	419	1,290	1,907
				Studwood	2,427	1,020			
		Devon Lumber	Spruce, Fir, Jack Pine	Logs		335			
		J.D. Irving	Spruce, Fir, Jack Pine	Logs	105,401	134,337	121,202	90,194	84,594
				Studwood	90,294	71,416	48,978	69,039	16,162
	Total				199,263	210,175	170,599	160,523	102,663
	Marketing Board	CVC - Carleton Victoria	Spruce, Fir, Jack Pine	Logs		434	1,450	809	
				Studwood		18	39	193	
		NSH - North Shore	Spruce, Fir, Jack Pine	Logs	624		405		
				Studwood	1,638	1,725	333		
		NTH - Northumberland	Spruce, Fir, Jack Pine	Logs	20,398	26,546	19,796	18,129	12,984
				Studwood	36,548	30,537	26,855	26,228	20,518
		SENB - South East New Brunswick	Spruce, Fir, Jack Pine	Logs	13,880	18,892	14,237	14,662	13,286
				Studwood	5,194		1,944	2,782	1,211
		SNB - Southern New Brunswick	Spruce, Fir, Jack Pine	Logs	70,652	90,545	65,834	60,027	63,684
				Studwood	31,192	33,881	16,406	9,599	17,942
		YSC - York Sunbury Charlotte	Spruce, Fir, Jack Pine	Logs	61,419	50,976	55,204	43,054	40,582
				Studwood	62,647	43,965	66,979	46,710	51,789
		Total				304,192	297,519	269,482	222,193
	Total				1,094,742	1,021,403	957,685	891,914	947,747
J.D. Irving - IP&P	Crown Land	03 - Nepisiguit - Miramichi	Mixed Hardwood	Full Tree Chips		28	1,048	34	2
			Mixed Softwood	Full Tree Chips				86	
		07 - Queens - Charlotte - Fundy	Mixed Hardwood	Full Tree Chips	95,396	97,967	177,567	156,921	163,581
			Mixed Softwood	Full Tree Chips				106,303	
			Spruce, Fir, Jack Pine	Full Tree Chips	59,948	65,117	68,333		74,652
		08 - York	Mixed Hardwood	Full Tree Chips			1,336	1,020	
			Mixed Softwood	Full Tree Chips				24	
		09 - Carleton - Restigouche ..	Mixed Hardwood	Full Tree Chips		3,054	2,761	2,728	
	Total				155,344	166,166	251,045	267,116	238,235
	Federal Land	CFB Gagetown	Mixed Hardwood	Full Tree Chips					231
		Total							231
	Import	Maine	Mixed Hardwood	Full Tree Chips	6,182		47,747	56,941	37,772

Table 5. Total Roundwood Deliveries to Licensee/Sub-Licensee Mills by Source

Mill	Overall Source	Wood_Source	Species	Product	Operating Year					
					2021	2020	2019	2018	2017	
J.D. Irving - IP&P	Import	Maine	Mixed Softwood	Full Tree Chips				31,800		
			Spruce, Fir, Jack Pine	Full Tree Chips			9,758		28,074	
		Nova Scotia	Mixed Hardwood	Full Tree Chips			37,511	25,674	51,127	
		Québec	Mixed Softwood	Full Tree Chips					29,073	
			Spruce, Fir, Jack Pine	Full Tree Chips						106,672
	Total					6,182		95,016	143,488	223,645
	Industrial Freehold	AV Nackawic	Mixed Hardwood	Full Tree Chips				2,267		
			Mixed Softwood	Full Tree Chips					26	
		Delco	Spruce, Fir, Jack Pine	Full Tree Chips				9,335		
		J.D. Irving	Mixed Hardwood	Full Tree Chips	72,780	156,084	96,952	115,527	127,018	
			Mixed Softwood	Full Tree Chips					35,390	
			Spruce, Fir, Jack Pine	Full Tree Chips	88,576		17,082		42,755	
	Total					161,356	156,084	125,636	150,943	169,773
	Marketing Board	CVC - Carleton Victoria	Mixed Hardwood	Full Tree Chips				103	1,008	
		NTH - Northumberland	Mixed Hardwood	Full Tree Chips	63	2,242	458		20	142
			Spruce, Fir, Jack Pine	Full Tree Chips	242	7,183				
		SENB - South East New Brunswick	Mixed Hardwood	Full Tree Chips	3,193	4,077	451		3,977	
			Other Softwood	Full Tree Chips					2,601	
		SNB - Southern New Brunswick	Mixed Hardwood	Full Tree Chips	7,793	16,984	19,416	14,981	17,801	
			Other Softwood	Full Tree Chips					21,700	
			Spruce, Fir, Jack Pine	Full Tree Chips	637	4,223	18,444		19,577	
		YSC - York Sunbury Charlotte	Mixed Hardwood	Full Tree Chips	2,246	3,319	3,733		870	1,279
			Other Softwood	Full Tree Chips					2,862	
		Spruce, Fir, Jack Pine	Full Tree Chips	2,147	1,422	7,449		9,497		
Total					16,321	39,450	50,054	48,019	48,296	
Total					339,203	361,700	521,751	609,566	680,180	
J.D. Irving - Irving Paper	Import	Maine	Spruce, Fir, Jack Pine	Full Tree Chips			19,671	65,261	72,144	
		Total							19,671	65,261
	Industrial Freehold	J.D. Irving	Spruce, Fir, Jack Pine	Full Tree Chips				12,655		
		Total							12,655	
Total							19,671	77,916	72,144	
J.D. Irving -	Crown Land	01 - Upsalquitch	Spruce, Fir, Jack Pine	Studwood	113,447	111,310	103,363	107,037	125,244	

Table 5. Total Roundwood Deliveries to Licensee/Sub-Licensee Mills by Source

Mill	Overall Source	Wood_Source	Species	Product	Operating Year				
					2021	2020	2019	2018	2017
J.D. Irving - Kedgwick	Crown Land	03 - Nepisiguit - Miramichi	Spruce, Fir, Jack Pine	Studwood	11,260	10,087	25,305	28,772	28,139
		07 - Queens - Charlotte - Fu..	Spruce, Fir, Jack Pine	Studwood			522		2,109
		09 - Carleton - Restigouche ..	Spruce, Fir, Jack Pine	Studwood	156,989	140,465	130,945	146,784	134,953
		Total			281,696	261,862	260,135	282,593	290,445
	Import	Québec	Spruce, Fir, Jack Pine	Studwood		17	11,365	10,994	3,478
		Total				17	11,365	10,994	3,478
	Industrial Freehold	J.D. Irving	Spruce, Fir, Jack Pine	Studwood	40,411	31,881	10,999	51,329	66,469
		Twin Rivers	Spruce, Fir, Jack Pine	Studwood	23	4,091			
		Total			40,434	35,972	10,999	51,329	66,469
	Marketing Board	MAD - Madawaska	Spruce, Fir, Jack Pine	Studwood		42			
		NSH - North Shore	Spruce, Fir, Jack Pine	Studwood	2,159	2,137	719	1,620	3,313
		Total			2,159	2,179	719	1,620	3,313
	Total				324,289	300,030	283,218	346,536	363,705
J.D. Irving - Russell & Swim Mill	Crown Land	01 - Upsalquitch	White Pine	Logs	2,846		386	38	175
		03 - Nepisiguit - Miramichi	White Pine	Logs	40,400	45,508	38,354	37,712	38,517
		05 - Kent	White Pine	Logs	709	964	66		1,644
		07 - Queens - Charlotte - Fu..	White Pine	Logs	66,288	52,184	56,249	60,989	66,728
		08 - York	White Pine	Logs	3,481	105	1,388	4,155	8,119
		Total			113,724	98,761	96,443	102,894	115,183
	Federal Land	CFB Gagetown	White Pine	Logs	215		3,987	1,484	864
		Total			215		3,987	1,484	864
	Import	Nova Scotia	White Pine	Logs	631		182	386	1,177
		Prince Edward Island	White Pine	Logs				128	
		Total			631		182	514	1,177
	Industrial Freehold	AV Nackawic	White Pine	Logs	170	608	133		691
		J.D. Irving	White Pine	Logs	8,409		8,878	1,484	3,325
		Total			8,579	608	9,011	1,484	4,016
	Marketing Board	CVC - Carleton Victoria	White Pine	Logs	7			148	
		NSH - North Shore	White Pine	Logs	835	471	1,262	467	918
		NTH - Northumberland	White Pine	Logs	7,034	6,744	12,320	8,822	5,252
		SENB - South East New Bru..	White Pine	Logs	467	4,107	1,780		1,174
		SNB - Southern New Bruns..	White Pine	Logs	5,409	8,415	6,589	6,898	4,258

Table 5. Total Roundwood Deliveries to Licensee/Sub-Licensee Mills by Source

Mill	Overall Source	Wood_Source	Species	Product	Operating Year					
					2021	2020	2019	2018	2017	
J.D. Irving - Russell & Swim Mill	Marketing Board	YSC - York Sunbury Charlotte	White Pine	Logs	8,746	11,571	5,988	4,263	6,124	
		Total			22,498	31,308	27,939	20,598	17,726	
	Total				145,647	130,677	137,562	126,974	138,966	
J.D. Irving - Sawmill - Sussex	Crown Land	03 - Nepisiguit - Miramichi	Spruce, Fir, Jack Pine	Logs			4,293			
				Pulpwood				21		
				Studwood	2,849	4,625		1,162	988	
		05 - Kent	Spruce, Fir, Jack Pine	Studwood		1,833				
		07 - Queens - Charlotte - Fundy	Mixed Hardwood	Spruce, Fir, Jack Pine	Pulpwood				34,614	
					Pulpwood				210,205	
					Studwood	266,500	232,032	303,110	266,980	215,969
	08 - York	Spruce, Fir, Jack Pine	Pulpwood					1,777		
			Studwood	2,703	7,388					
	Total				272,052	245,878	307,403	514,759	216,957	
	Federal Land	CFB Gagetown	Mixed Hardwood	Pulpwood				6		
				Logs			847			
				Pulpwood				4,119		
				Studwood	1,023	9		843	1,285	
	Total				1,023	9	847	4,968	1,285	
	Import	Nova Scotia	Mixed Hardwood	Pulpwood				1,785		
				Pulpwood				44		
				Studwood				3,521	252	
	Total							5,350	252	
	Industrial Freehold	AV Nackawic	Spruce, Fir, Jack Pine	Studwood	911	11,428				
		J.D. Irving	Spruce, Fir, Jack Pine	Studwood	56,725	107,331	112,873	101,802	121,216	
		Total			57,636	118,759	112,873	101,802	121,216	
	Marketing Board	CVC - Carleton Victoria	Spruce, Fir, Jack Pine	Pulpwood				1,551		
				Studwood	243			1,336		
		NSH - North Shore	Spruce, Fir, Jack Pine	Logs			11			
				Studwood	1,687	652				
NTH - Northumberland		Spruce, Fir, Jack Pine	Logs			4,082				
			Pulpwood				11,190			
Studwood	1,251	395		449	370					

Table 5. Total Roundwood Deliveries to Licensee/Sub-Licensee Mills by Source

Mill	Overall Source	Wood_Source	Species	Product	Operating Year						
					2021	2020	2019	2018	2017		
J.D. Irving - Sawmill - Sussex	Marketing Board	SENB - South East New Brunswick	Mixed Hardwood	Pulpwood				852			
			Spruce, Fir, Jack Pine	Logs			10,155				
				Pulpwood				11,066			
				Studwood	12,476	22,807		10,049	17,213		
		SNB - Southern New Brunswick	Mixed Hardwood	Pulpwood					7,346		
			Spruce, Fir, Jack Pine	Logs			104,946				
				Pulpwood				84,432			
		YSC - York Sunbury Charlotte	Mixed Hardwood	Pulpwood					179		
				Logs			11,368				
			Spruce, Fir, Jack Pine	Pulpwood					28,834		
				Studwood	10,463	7,496		11,140	6,891		
		Total					145,310	156,052	130,562	290,982	153,684
		Total					476,021	520,698	551,685	917,861	493,394
J.D. Irving - St. Leonard	Crown Land	01 - Upsalquitch	Spruce, Fir, Jack Pine	Logs	95,688	90,796	82,656	68,562	82,064		
				Studwood	1,106	2,106	3,032	2,336	1,697		
		03 - Nepisiguit - Miramichi	Spruce, Fir, Jack Pine	Logs	9,709	4,636	12,860	14,659	31,440		
				Studwood	2,683	3,231	253	744	306		
		07 - Queens - Charlotte - Fundy	Spruce, Fir, Jack Pine	Logs	861		95	508	9,230		
				Studwood	7,338	198	165	16,741	19,720		
		08 - York	Spruce, Fir, Jack Pine	Logs	29,688	20,387	2,931	2,900	6,504		
				Studwood	51,474	10,214	3,634	7,997	6,823		
		09 - Carleton - Restigouche - Tobique	Spruce, Fir, Jack Pine	Logs	164,588	184,076	212,529	173,737	182,847		
				Pulpwood	35	668	121	164			
				Studwood	65,725	65,101	103,194	88,229	63,156		
		Total					428,895	381,413	421,470	376,577	403,787
		Federal Land	CFB Gagetown	Spruce, Fir, Jack Pine	Logs			50	818		
					Studwood				825		
					Total						
		Import	Maine	Spruce, Fir, Jack Pine	Logs	122,215	157,748	178,721	201,927	165,826	
Pulpwood	1,700						2,787				
Studwood					1,486	59,884	25,874	4,067			

Table 5. Total Roundwood Deliveries to Licensee/Sub-Licensee Mills by Source

Mill	Overall Source	Wood_Source	Species	Product	Operating Year					
					2021	2020	2019	2018	2017	
J.D. Irving - St. Leonard	Import	Québec	Spruce, Fir, Jack Pine	Logs	7,623	15,274	17,214	16,800	9,946	
				Studwood	17,075	23,343	32,182	17,626	12,387	
		Total	148,613	197,851	288,001	265,014	192,226			
	Industrial Freehold	Acadian Timber	Spruce, Fir, Jack Pine	Logs	7,473	28,903	18,390		12,021	
				Studwood	12,807	18,916	23,976		4,982	
		AV Nackawic	Spruce, Fir, Jack Pine	Logs	9,780	18,152	17,685	4,230	6,775	
				Studwood	19,138	11,933	24,822	11,082	6,085	
		J.D. Irving	Spruce, Fir, Jack Pine	Logs	126,985	85,275	95,029	160,795	169,829	
				Pulpwood	34,608	101,034	69,924	35,778	1,704	
				Studwood	450,709	385,231	427,724	367,093	407,450	
		Twin Rivers	Spruce, Fir, Jack Pine	Logs	17					
				Studwood	1,590					
		Total	663,107	649,444	677,550	578,978	608,846			
		Marketing Board	CVC - Carleton Victoria	Spruce, Fir, Jack Pine	Logs	1,405	9,749	21,952	21,233	19,742
					Pulpwood				109	
	Studwood				2,058	13,689	30,773	34,831	25,310	
	MAD - Madawaska		Spruce, Fir, Jack Pine	Logs	31,899	39,568	34,518	29,410	23,516	
				Pulpwood		35		88		
				Studwood	47,772	46,520	41,914	32,383	35,799	
	NSH - North Shore		Spruce, Fir, Jack Pine	Logs		4,607	8,061	6,055	4,166	
				Studwood	52	415	147			
	NTH - Northumberland		Spruce, Fir, Jack Pine	Logs	10,336			4		
				Studwood				885	1,060	
	SENB - South East New Brunswick		Spruce, Fir, Jack Pine	Logs					149	
				Studwood				46		
	SNB - Southern New Brunswick		Spruce, Fir, Jack Pine	Logs				64	676	
				Studwood			202	107		
	YSC - York Sunbury Charlotte		Spruce, Fir, Jack Pine	Logs		1,238	4,156	4,345	719	
		Pulpwood			12					
		Studwood			2,307	5,236	6,410	3,447		
Total	93,522	118,140	146,959	135,970	114,584					
Total	1,334,137	1,346,848	1,534,030	1,358,182	1,319,443					

Table 5. Total Roundwood Deliveries to Licensee/Sub-Licensee Mills by Source

Mill	Overall Source	Wood_Source	Species	Product	Operating Year				
					2021	2020	2019	2018	2017
J.D. Irving - Utopia Mill	Crown Land	03 - Nepisiguit - Miramichi	Mixed Hardwood	Full Tree Chips			1,224		43
		07 - Queens - Charlotte - Fundy	Mixed Hardwood	Full Tree Chips	37,655	131,086	150,662	128,773	128,710
			White Birch	Full Tree Chips	69,802				
		08 - York	Mixed Hardwood	Full Tree Chips	67	5,894	6,562	7,730	
			White Birch	Full Tree Chips	6,207				
		09 - Carleton - Restigouche ..	White Birch	Full Tree Chips	172				
	Total				113,903	136,980	158,448	136,503	128,753
	Federal Land	CFB Gagetown	Mixed Hardwood	Full Tree Chips				108	282
		Total						108	282
	Import	Nova Scotia	Mixed Hardwood	Full Tree Chips	59	869	11,628	8,637	10,858
		Total			59	869	11,628	8,637	10,858
	Industrial Freehold	AV Nackawic	Birch (Yellow and White)	Full Tree Chips	840				
			Mixed Hardwood	Full Tree Chips		4,646	1,902	5,134	3,591
		J.D. Irving	Birch (Yellow and White)	Full Tree Chips	60,297				
			Mixed Hardwood	Full Tree Chips	22,547	118,693	83,086	98,954	98,588
		Total			83,684	123,339	84,988	104,088	102,179
	Marketing Board	NTH - Northumberland	Birch (Yellow and White)	Full Tree Chips	91				
			Mixed Hardwood	Full Tree Chips	30	1,795	492		
		SENB - South East New Brunswick	Birch (Yellow and White)	Full Tree Chips	7,000				
			Mixed Hardwood	Full Tree Chips	98	11,066	4,339	2,440	
		SNB - Southern New Brunswick	Birch (Yellow and White)	Full Tree Chips	12,861				
			Mixed Hardwood	Full Tree Chips	716	25,057	20,195	18,201	17,531
		YSC - York Sunbury Charlotte	Birch (Yellow and White)	Full Tree Chips	3,157				
			Mixed Hardwood	Full Tree Chips	796	5,440	9,296		7,406
	Total			24,749	43,358	34,322	20,641	24,937	
	Total				222,395	304,546	289,386	269,977	267,009
	J.D. Irving - Veneer Siding	Crown Land	01 - Upsalquitch	Mixed Hardwood	Logs	251	356	388	925
03 - Nepisiguit - Miramichi			Mixed Hardwood	Logs				28	157
07 - Queens - Charlotte - Fu..			Mixed Hardwood	Logs	2,043	3,231	6,937	8,722	13,841
08 - York			Mixed Hardwood	Logs	1,431	548	5,042	2,596	1,951
09 - Carleton - Restigouche ..			Mixed Hardwood	Logs	22,854	21,016	26,102	26,287	25,441
Total					26,579	25,151	38,469	38,558	42,224

Table 5. Total Roundwood Deliveries to Licensee/Sub-Licensee Mills by Source

Mill	Overall Source	Wood_Source	Species	Product	Operating Year				
					2021	2020	2019	2018	2017
J.D. Irving - Veneer Siding	Federal Land	CFB Gagetown	Mixed Hardwood	Logs				18	
		Total						18	
	Import	Maine	Mixed Hardwood	Logs	80,099	59,399	58,422	69,161	71,623
		Nova Scotia	Mixed Hardwood	Logs			621	143	
		Québec	Mixed Hardwood	Logs	6,514	7,155	24,997	31,208	25,413
		Total			86,613	66,554	84,040	100,512	97,036
	Industrial Freehold	Acadian Timber	Mixed Hardwood	Logs	7,319		7,948		4,058
		AV Nackawic	Mixed Hardwood	Logs	892	1,755	3,833	1,001	2,278
		J.D. Irving	Mixed Hardwood	Logs	85,368	57,352	98,119	58,317	55,231
		Twin Rivers	Mixed Hardwood	Logs		4,844			
		Total			93,579	63,951	109,900	59,318	61,567
	Marketing Board	CVC - Carleton Victoria	Mixed Hardwood	Logs				52	
		MAD - Madawaska	Mixed Hardwood	Logs	251	1,054	2,529	33	
		NTH - Northumberland	Mixed Hardwood	Logs		31	147	7	42
		SNB - Southern New Bruns..	Mixed Hardwood	Logs	123	335	428	442	1,023
		YSC - York Sunbury Charlotte	Mixed Hardwood	Logs	4	73	87	53	55
		Total			378	1,493	3,191	587	1,120
	Total				207,149	157,149	235,600	198,993	201,947
	John W. Jamer Ltd.	Crown Land	09 - Carleton - Restigouche - Tobique	Mixed Softwood	Logs	3,566			
Spruce, Fir, Jack Pine				Logs				3,034	
Tamarack (larch)				Logs				349	
White Pine				Logs	150				
Total					3,716			3,383	
Industrial Freehold		Acadian Timber	Spruce, Fir, Jack Pine	Logs				189	
		Total						189	
Marketing Board		CVC - Carleton Victoria	Tamarack (larch)	Logs				196	
		Total						196	
Total					3,716			3,768	
Junction Lumber Products Inc.	Crown Land	01 - Upsalquitch	Cedar	Studwood	5,995	3,969	4,137	309	15
		03 - Nepisiguit - Miramichi	Cedar	Studwood	9,346	8,997	9,502	10,483	8,536
		05 - Kent	Cedar	Studwood	977	247	290	104	175
		08 - York	Cedar	Studwood		41			

Table 5. Total Roundwood Deliveries to Licensee/Sub-Licensee Mills by Source

Mill	Overall Source	Wood_Source	Species	Product	Operating Year				
					2021	2020	2019	2018	2017
Junction Lumber Products Inc.	Crown Land	09 - Carleton - Restigouche ..	Cedar	Studwood		6			
		Total			16,318	13,260	13,929	10,896	8,726
	Federal Land	First Nation Reserves	Cedar	Studwood	193		220	836	
		Total			193		220	836	
	Import	Québec	Cedar	Studwood	1,420	761	4,635	3,701	
		Total			1,420	761	4,635	3,701	
	Industrial Freehold	AV Cell	Cedar	Studwood		43			
		Fornebu Lumber	Cedar	Studwood				70	
		J.D. Irving	Cedar	Studwood	706		215		
		Total			706	43	215	70	
	Marketing Board	NSH - North Shore	Cedar	Studwood	3,370	1,108	2,141	2,731	4,611
		NTH - Northumberland	Cedar	Studwood	517	967	1,882	1,188	812
		SENB - South East New Bru..	Cedar	Studwood	473	562	2,873	830	449
		YSC - York Sunbury Charlotte	Cedar	Studwood				110	
		Total			4,360	2,637	6,896	4,859	5,872
Total				22,997	16,701	25,895	20,362	14,598	
Littles Lumber (Ashmore - Harvey)	Crown Land	03 - Nepisiguit - Miramichi	Red Pine	Logs	586	344	74		
				Pulpwood	2,316	109	1,214		
		07 - Queens - Charlotte - Fundy	Hemlock	Logs	552	95		153	572
			Red Pine	Logs	693	290	2,202	2,827	3,073
				Pulpwood	920	2,600	1,196		
		08 - York	Hemlock	Logs	2,497	8,500	1,851	2,490	2,411
			Red Pine	Logs	226	1,861	81		4,495
				Pulpwood	63	2,450	91		
			Studwood					394	
		Total				7,853	16,249	6,709	8,798
	Federal Land	Acadia Research Forest	Hemlock	Logs					109
Red Pine			Studwood				121		
CFB Gagetown		Red Pine	Logs		30	150			
			Pulpwood			19			
Total					30	169	121	109	

Table 5. Total Roundwood Deliveries to Licensee/Sub-Licensee Mills by Source

Mill	Overall Source	Wood_Source	Species	Product	Operating Year				
					2021	2020	2019	2018	2017
Littles Lumber (Ashmore - Harvey)	Import	Maine	Hemlock	Logs	6,236	6,301	6,042	6,258	2,791
				Studwood					1,166
			Red Pine	Logs		1,044	283	284	
			Total			6,236	7,345	6,325	6,542
	Industrial Freehold	AV Nackawic	Red Pine	Studwood				270	
		H.J. Crabbe & Sons	Hemlock	Logs	178	192	215	1,078	73
			Red Pine	Logs			31		
		J.D. Irving	Hemlock	Logs	561	1,300	210	609	741
			Red Pine	Logs	626	219	2,592	713	
				Pulpwood	61	1,961	595		
			Total			1,426	3,672	3,643	2,670
	Marketing Board	CVC - Carleton Victoria	Hemlock	Logs	78	142	151	439	156
				Studwood					25
			Red Pine	Logs	96	9		32	
				Pulpwood	18	46	102		
		MAD - Madawaska	Red Pine	Logs		106			
				Pulpwood		251			
		NTH - Northumberland	Hemlock	Logs		39		34	31
				Red Pine	Logs	396	395		88
				Pulpwood	552	64			
		SENB - South East New Brunswick	Red Pine	Logs	160	321	41		
				Pulpwood	156	241	223		
		SNB - Southern New Brunswick	Hemlock	Logs		21			25
				Studwood					45
			Red Pine	Logs	331	1,036	53	1,021	1,061
				Pulpwood	295	732	7		
				Studwood				46	92
YSC - York Sunbury Charlotte		Hemlock	Logs	1,287	2,883	3,233	1,943	2,818	
			Studwood					312	
		Red Pine	Logs	2,812	799	422	537	5,889	
	Pulpwood		2,011	136	669				
	Studwood				186	471			

Table 5. Total Roundwood Deliveries to Licensee/Sub-Licensee Mills by Source

Mill	Overall Source	Wood_Source	Species	Product	Operating Year					
					2021	2020	2019	2018	2017	
Litties Lumber (Ashmore - Harvey)	Board	Total			8,192	7,221	4,901	4,326	10,925	
	Total				23,707	34,517	21,747	22,457	26,356	
Maibec - Balmoral	Crown Land	01 - Upsalquitch	Cedar	Shinglewood	5,674	5,674		3,546	12,072	
		03 - Nepisiguit - Miramichi	Cedar	Shinglewood	2,655	2,655		5,880	10,704	
		05 - Kent	Cedar	Shinglewood				20	92	
		Total			8,329	8,329		9,446	22,868	
	Import	Québec	Cedar	Shinglewood	797	797		641	5,774	
		Total			797	797		641	5,774	
	Industrial Freehold	Acadian Timber	Cedar	Shinglewood				262	1,350	
		J.D. Irving	Cedar	Shinglewood					1,282	
		Total						262	2,632	
	Marketing Board	NSH - North Shore	Cedar	Shinglewood	190			190	2,474	
		NTH - Northumberland	Cedar	Shinglewood	30					
		SENB - South East New Bru..	Cedar	Shinglewood	269					
		Total			489			190	2,474	
	Total				9,615	9,126		10,539	33,748	
	Marwood Ltd. - Tracyville	Crown Land	03 - Nepisiguit - Miramichi	Red Pine	Pulpwood	5,102		2,567		
				Tree Length	297					
07 - Queens - Charlotte - Fundy			Cedar		Studwood	927				
					Poles	330	12	795	61	528
			Red Pine		Pulpwood	1,310	1,982	312	4,252	1,095
					Tree Length	107	12	258	15	195
08 - York			Cedar		Logs	250				
					Studwood	3,091	140			
			Red Pine		Poles		385			
					Pulpwood		1,417		1,572	2,123
		Tree Length		845						
Total					11,414	4,793	3,932	5,900	3,941	
Federal Land		Acadia Research Forest	Red Pine		Poles				81	50
				Pulpwood				124	19	
Total							205	69		
Import	Connecticut	Red Pine	Poles	9,266	3,174	868	319	110		

Table 5. Total Roundwood Deliveries to Licensee/Sub-Licensee Mills by Source

Mill	Overall Source	Wood_Source	Species	Product	Operating Year					
					2021	2020	2019	2018	2017	
Marwood Ltd. - Tracyville	Import	Maine	Red Pine	Poles		522	606	200	80	
		New York	Red Pine	Poles		701			116	
		NJ - New Jersey	Red Pine	Poles		1,892				
		South Carolina	Red Pine	Poles		1,213				
		Total				12,371	4,397	1,474	519	306
	Industrial Freehold	AV Nackawic	Cedar	Studwood		1,018				
			Red Pine	Pulpwood				807		
			Spruce, Fir, Jack Pine	Pulpwood		315				
		H.J. Crabbe & Sons	Cedar	Studwood		694				
			Red Pine	Poles					40	
		J.D. Irving	Cedar	Studwood		1,186				
				Poles				65		
			Red Pine	Pulpwood			2,599	471	24	1,045
				Tree Length				45		
		Total				3,213	2,644	536	871	1,045
	Marketing Board	CVC - Carleton Victoria	Red Pine	Poles		35				
				Pulpwood		19	51	135		88
		MAD - Madawaska	Red Pine	Pulpwood			556			
		NTH - Northumberland	Cedar	Studwood			280			
		SENB - South East New Brunswick	Red Pine	Poles			187			
				Pulpwood		61	146			
		SNB - Southern New Brunswick	Cedar	Studwood		175	71			
				Poles		61	222	130	200	474
			Red Pine	Pulpwood		33	174	64	161	837
				Tree Length			23			
		Spruce, Fir, Jack Pine	Pulpwood		220					
			Cedar	Studwood		2,106	1,156			
		YSC - York Sunbury Charlotte	Red Pine	Poles		269	231			366
Pulpwood				540		322	967	1,020		
Tree Length							32	32		
Spruce, Fir, Jack Pine	Pulpwood			711						
Total				4,230	3,097	651	1,360	2,817		

Table 5. Total Roundwood Deliveries to Licensee/Sub-Licensee Mills by Source

Mill	Overall Source	Wood_Source	Species	Product	Operating Year				
					2021	2020	2019	2018	2017
- Tracyville	Total				31,228	14,931	6,593	8,855	8,178
R.F. Sadler Ltd.	Crown Land	03 - Nepisiguit - Miramichi	Mixed Hardwood	Logs	3,682	3,955	5,988	4,295	6,441
		05 - Kent	Mixed Hardwood	Logs		332	35	143	
		07 - Queens - Charlotte - Fu..	Mixed Hardwood	Logs	444		247	1,281	937
		08 - York	Mixed Hardwood	Logs	1,426	1,600	2,443	318	1,323
		09 - Carleton - Restigouche ..	Mixed Hardwood	Logs	7,800	9,970	5,300	7,211	7,700
		Total				13,352	15,857	14,013	13,248
	Federal Land	First Nation Reserves	Mixed Hardwood	Logs	290		19	85	70
		Total			290		19	85	70
	Industrial Freehold	Acadian Timber	Mixed Hardwood	Logs	2,582	692	584	302	941
		AV Nackawic	Mixed Hardwood	Logs				1,443	
		Total			2,582	692	584	1,745	941
	Marketing Board	CVC - Carleton Victoria	Mixed Hardwood	Logs	157	131	96	267	167
		NTH - Northumberland	Mixed Hardwood	Logs		90			
		SENB - South East New Bru..	Mixed Hardwood	Logs		65			
		YSC - York Sunbury Charlotte	Mixed Hardwood	Logs			313		
		Total			157	286	409	267	167
	Total				16,381	16,835	15,025	15,345	17,579
Ridel Firewood	Crown Land	03 - Nepisiguit - Miramichi	Mixed Hardwood	Fuelwood	2,000	1,260	1,250		1,260
				Logs			1,250		
	Total				2,000	1,260	2,500		1,260
Total				2,000	1,260	2,500		1,260	
SBC Cedar Inc.	Crown Land	01 - Upsalquitch	Cedar	Logs	2,581	3,054	5,784	60	1,784
		03 - Nepisiguit - Miramichi	Cedar	Tree Length	1,428	2,795	7,462	6,624	3,796
		07 - Queens - Charlotte - Fu..	Cedar	Logs	659	1,216	1,594	1,493	2,447
		Total			4,668	7,065	14,840	8,177	8,027
	Import	Maine	Cedar	Logs	3,600	3,137	2,950	1,347	530
		Total			3,600	3,137	2,950	1,347	530
	Industrial Freehold	Acadian Timber	Cedar	Logs	706	720	2,370	2,606	3,068
		AV Nackawic	Cedar	Logs	292	445	1,018	190	
		H.J. Crabbe & Sons	Cedar	Logs	467	401	3,210	1,944	1,516
		J.D. Irving	Cedar	Logs	2,397	2,436	7,154	223	1,661

Table 5. Total Roundwood Deliveries to Licensee/Sub-Licensee Mills by Source

Mill	Overall Source	Wood_Source	Species	Product	Operating Year					
					2021	2020	2019	2018	2017	
SBC Cedar Inc.	Freehold	Total			3,862	4,002	13,752	4,963	6,245	
	Marketing Board	CVC - Carleton Victoria	Cedar	Logs	477	1,067	941	2,029	678	
		MAD - Madawaska	Cedar	Logs	210	33	84	165	21	
		NSH - North Shore	Cedar	Logs		235	158			
		NTH - Northumberland	Cedar	Logs				122	36	
		YSC - York Sunbury Charlotte	Cedar	Logs	118	170	104	173	63	
	Total			805	1,505	1,287	2,489	798		
Total				12,935	15,709	32,829	16,976	15,600		
Shaw Resources	Crown Land	01 - Upsalquitch	Mixed Softwood	Roundwood Biomass				762		
			Spruce, Fir, Jack Pine	Pulpwood			4,469			
		03 - Nepisiguit - Miramichi	Mixed Softwood	Pulpwood	2,420					1,148
			Spruce, Fir, Jack Pine	Pulpwood		342	4,457			
		09 - Carleton - Restigouche ..	Mixed Hardwood	Roundwood Biomass		1,384				
	Total			2,420	1,726	8,926	762	1,148		
	Import	Québec	Mixed Softwood	Roundwood Biomass				97		
			Spruce, Fir, Jack Pine	Pulpwood			5,508			
	Total					5,508	97			
	Industrial Freehold	Acadian Timber	Mixed Hardwood	Roundwood Biomass	20,457		35,077	47,780		
			Spruce, Fir, Jack Pine	Roundwood Biomass		29,752				
		AV Cell	Mixed Softwood	Pulpwood	2,315					
		Fornebu Lumber	Mixed Softwood	Roundwood Biomass				148		
			Spruce, Fir, Jack Pine	Pulpwood			623			
	Total			22,772	29,752	35,700	47,928			
	Marketing Board	MAD - Madawaska	Spruce, Fir, Jack Pine	Pulpwood		37				
			Birch (Yellow and White)	Pulpwood	843	3,086	4,788		4,907	
			Mixed Hardwood	Roundwood Biomass				2,857		
		NSH - North Shore	Mixed Softwood	Pulpwood	12,024				8,162	
				Roundwood Biomass				7,498		
Poplar			Pulpwood	3,952	6,400	9,144		8,264		
NTH - Northumberland		Birch (Yellow and White)	Roundwood Biomass				6,017			
			Pulpwood		13,773	19,242				
				63						

Table 5. Total Roundwood Deliveries to Licensee/Sub-Licensee Mills by Source

Mill	Overall Source	Wood_Source	Species	Product	Operating Year					
					2021	2020	2019	2018	2017	
Shaw Resources	Marketing Board	NTH - Northumberland	Poplar	Pulpwood		831				
			Spruce, Fir, Jack Pine	Pulpwood		1,079				
		Total			16,819	25,269	33,174	16,372	21,333	
	Total			42,011	56,747	83,308	65,159	22,481		
Twin Rivers Paper Company Inc. - Edmundston Mill	Crown Land	09 - Carleton - Restigouche ..	Mixed Hardwood	Roundwood Biomass	249					
		Total			249					
	Import	Québec		Mixed Hardwood	Roundwood Biomass	3,138				
				Mixed Softwood	Roundwood Biomass	6,087				
				Mixed Species	Roundwood Biomass				4,073	2,156
				Spruce, Fir, Jack Pine	Pulpwood		5,279	4,148		
	Total			9,225	5,279	4,148	4,073	2,156		
	Industrial Freehold		Acadian Timber	Poplar	Roundwood Biomass	5,543				
				Spruce, Fir, Jack Pine	Pulpwood		1,055			
			MLM Chipping	Spruce, Fir, Jack Pine	Pulpwood	44,108	52,689	76,231		
			Total			49,651	53,744	76,231		
	Marketing Board	CVC - Carleton Victoria	MAD - Madawaska	Mixed Softwood	Roundwood Biomass	305				
				Mixed Hardwood	Roundwood Biomass	8,888				
				Mixed Softwood	Roundwood Biomass	14,107				
				Mixed Species	Roundwood Biomass				12,198	11,315
Spruce, Fir, Jack Pine				Pulpwood			8,901			
NSH - North Shore				Mixed Species	Roundwood Biomass				17	
Total			23,300		8,901	12,215	11,315			
Total			82,425	59,023	89,280	16,288	13,471			
Twin Rivers Paper Company Inc. - Plaster Rock Mill	Crown Land	01 - Upsalquitch	Spruce, Fir, Jack Pine	Logs	19,569	16,330	28,189	15,233	5,871	
				Studwood	8,541	3,226	12,121	1,496		
		03 - Nepisiguit - Miramichi	Spruce, Fir, Jack Pine	Logs	147,047	122,920	109,343	92,100	67,781	
				Studwood	16,540	11,884	30,586	14,501		
		08 - York	Spruce, Fir, Jack Pine	Logs	15,440	15,435	56,774	61,674	107,917	
				Studwood	7,889	10,540	32,150	36,692		
		09 - Carleton - Restigouche - Tobique	Spruce, Fir, Jack Pine	Logs	98,740	94,660	96,399	78,219	85,490	
				Studwood	60,595	51,960	50,685	50,452		
				Tree Length				110	95,750	

Table 5. Total Roundwood Deliveries to Licensee/Sub-Licensee Mills by Source

Mill	Overall Source	Wood_Source	Species	Product	Operating Year				
					2021	2020	2019	2018	2017
Twin Rivers Paper Company Inc. - Plaster Rock Mill	Crown Land	Total			374,361	326,955	416,247	350,477	362,809
	Federal Land	First Nation Reserves	Spruce, Fir, Jack Pine	Logs					34
			Total						34
	Industrial Freehold	Acadian Timber	Spruce, Fir, Jack Pine	Logs	93,099	77,116	95,258	78,274	109,500
				Studwood	43,971	45,826	39,462	48,783	501
				Tree Length				2,408	36,316
		AV Nackawic	Spruce, Fir, Jack Pine	Logs	3,661	286	3,636		
				Studwood	2,582		14		
		Fornebu Lumber	Spruce, Fir, Jack Pine	Logs			185	183	913
		Total		143,313	123,228	138,555	129,648	147,230	
	Marketing Board	CVC - Carleton Victoria	Spruce, Fir, Jack Pine	Logs	29,805	46,704	21,170	20,638	20,150
				Studwood	15,982	19,224	6,068	5,766	
				Tree Length					1,575
		MAD - Madawaska	Spruce, Fir, Jack Pine	Logs	1,678	749		29	
				Studwood	1,934	1,750	141		
		NSH - North Shore	Spruce, Fir, Jack Pine	Logs	179	286	286	63	207
				Tree Length					43
		NTH - Northumberland	Spruce, Fir, Jack Pine	Logs	209	204	88	1,377	4,054
				Studwood		1,211	78		
				Tree Length					218
YSC - York Sunbury Charlotte		Spruce, Fir, Jack Pine	Logs	5,958	7,185	350	1,573	10,828	
			Studwood	1,481	1,610	376			
	Total		57,226	78,923	28,557	29,446	37,075		
	Total		574,900	529,106	583,359	509,571	547,148		
William F. Tompkins & Sons	Crown Land	03 - Nepisiguit - Miramichi	Mixed Hardwood	Logs				123	226
		05 - Kent	Mixed Hardwood	Logs	209				
		07 - Queens - Charlotte - Fu..	Mixed Hardwood	Logs	849			895	849
		08 - York	Mixed Hardwood	Logs	1,114			1,186	1,436
		09 - Carleton - Restigouche ..	Mixed Hardwood	Logs				2,547	1,753
			Total		2,172			4,751	4,264
	Industrial Freehold	Acadian Timber	Mixed Hardwood	Logs	2,963			2,226	171
		AV Nackawic	Mixed Hardwood	Logs	215				

Table 5. Total Roundwood Deliveries to Licensee/Sub-Licensee Mills by Source

Mill	Overall Source	Wood_Source	Species	Product	Operating Year				
					2021	2020	2019	2018	2017
William F. Tompkins & Sons	Industrial Freehold	H.J. Crabbe & Sons	Mixed Hardwood	Logs	612			922	1,187
		Total			3,790			3,148	1,358
	Marketing Board	CVC - Carleton Victoria	Mixed Hardwood	Logs	280			720	100
		YSC - York Sunbury Charlotte	Mixed Hardwood	Logs					577
		Total			280			720	677
	Total				6,242			8,619	6,299
Grand Total				9,158,175	9,245,858	9,789,975	9,332,723	9,468,152	

Table 6. Residue Production by Destination

Units (Residue Pro..)	Mill (Residue Prod.)	Destination_Type	Destination Location	Species (Residue Prod.)	Product (Residue Prod.)	Operating Year (Residue Production)				
						2021	2020	2019	2018	2017
Cubic Metres	Arbec Forest Products	Domestic Location	New Brunswick	Hardwood	Sawdust			5,638		
					Shavings			7,205		
				Softwood	Sawdust	6,036	6,512			
					Shavings	3,236	3,740			
		Mill	New Brunswick	Hardwood	Sawdust			43,658		43,429
					Shavings			26		
				Softwood	Sawdust	44,423	46,128		6,077	
	Total					53,695	56,380	56,527	6,077	43,429
	AV Cell Inc.	Mill	New Brunswick		Hardwood	Pulpwood Chips	12,924	208,346		
					Softwood	Pulpwood Chips		2,913		
		Total					12,924	211,259		
	AV Nackawic Inc.	Mill	New Brunswick		Birch (Yellow and White)	Pulpwood Chips	38,635	124,858		
					Hardwood	Pulpwood Chips	129,882	641,207		
						Sawmill Chips	201,586			
					Softwood	Pulpwood Chips	6,836	2,095		
		Total					376,939	768,160		
	Canusa Cedar Inc.	Mill	Canusa Cedar Inc.		Softwood	Sawdust	580			
		Total					580			
	Chaleur Sawmills Associates	Domestic Location	New Brunswick		Softwood	Sawdust			86	
						Shavings	4,127	148		
		Export	Québec		Softwood	Sawdust	5,240	1,581		
						Shavings	13,542	4,707	7,975	5,715
		Mill	New Brunswick		Softwood	Sawdust		29,855	32,835	34,091
Sawmill Chips						186,006	87,219	174,211	161,861	185,058
Shavings						13,462	7,745	4,672	5,921	7,935
Total					222,377	131,255	219,779	207,588	226,082	
Clair Industrial Development Corp. Ltd.	Export	Québec		Hardwood	Sawdust			12,160	851	
					Sawmill Chips			7,600	425	
				Softwood	Sawdust	102,950	9,755	19,674		
					Sawmill Chips	73,938	71,853	46,603	112,429	109,540
	Total					212,984	110,874	107,979	113,705	109,540
Delco Forest Products Ltd.	Domestic Location	New Brunswick		Softwood	Sawdust	18,513	9,402	9,630	10,982	20,194
					Sawmill Chips	1,718				
					Shavings		1,992	1,715	1,062	11,154
	Export	Nova Scotia		Softwood	Pulpwood Chips			16,029	14,791	874
					Sawdust		19,684	23,506	11,387	

Table 6. Residue Production by Destination

Units (Residue Pro..)	Mill (Residue Prod.)	Destination_Type	Destination Location	Species (Residue Prod.)	Product (Residue Prod.)	Operating Year (Residue Production)					
						2021	2020	2019	2018	2017	
Cubic Metres	Delco Forest Products Ltd.	Export	Nova Scotia	Softwood	Sawmill Chips			92,486	132,499	134,050	
					Shavings		3,696				
		Mill	Great Northern Timber (Port of Dalhousie)	Softwood	Sawdust	16,144					
					Sawmill Chips	3,939					
					Shavings	20,388					
					Sawdust	15,564	8,809	10,050	13,547		
					Sawmill Chips	190,633	91,549	28,051			
					Shavings	7,336	6,669	6,421	7,761		
	Total			274,235	141,801	187,888	192,029	166,272			
	Devon Lumber Co. Ltd.	Domestic Location	New Brunswick	Softwood	Sawmill Chips			32,061			
		Export	Québec	Softwood	Shavings		838				
		Mill	New Brunswick	Softwood	Pulpwood Chips	13,145					
					Sawmill Chips		18,374	25,278	30,237	26,825	
					Shavings			1,064	1,967	2,436	
	Total				13,145	19,212	58,403	32,204	29,261		
	Eric Goguen & Sons Ltd.	Domestic Location	New Brunswick	Softwood	Sawdust	2,709	2,864	3,483	3,870	3,406	
					Shavings		387	258	1,032	774	
		Export	Nova Scotia	Softwood	Sawdust		5,395				
					Sawmill Chips			5,330	6,037	7,018	
		Mill	New Brunswick	Softwood	Pulpwood Chips	12,900					
					Sawdust					39	
					Sawmill Chips		12,082	7,126	5,124	5,924	
					Shavings			2,219	3,181	2,603	
	Total				20,813	20,728	20,637	19,244	19,764		
	Fornebu Lumber Company Inc.- Bathurst Sawmill	Domestic Location	New Brunswick	Softwood	Sawdust	633	919	755	1,263	1,028	
					Sawmill Chips				181		
					Shavings		600	13,948	19,048	9,569	
Export		Nova Scotia	Softwood	Sawmill Chips			1,032	12,924	4,822		
				Sawdust		4,954	17,151	18,480	13,236		
		Québec	Softwood	Sawmill Chips	56,012	28,060	35,739	43,910	42,267		
				Shavings		11,135	19,923	20,666	13,886		
Mill		New Brunswick	Softwood	Sawmill Chips				11,322			
				Sawdust	50,168	18,067	32,037	29,825	24,545		
				Sawmill Chips	120,726	118,321	126,658	92,870	124,911		
			Shavings		10,023	6,989	6,104				
Total				227,539	192,079	254,232	256,593	234,264			

Table 6. Residue Production by Destination

Units (Residue Pro..)	Mill (Residue Prod.)	Destination_Type	Destination Location	Species (Residue Prod.)	Product (Residue Prod.)	Operating Year (Residue Production)					
						2021	2020	2019	2018	2017	
Cubic Metres	Garant, Div. of Hanson Kidde Canada Inc.	Domestic Location	New Brunswick	Hardwood	Sawdust	7,339					
					Sawmill Chips	8,177					
		Export	Maine	Hardwood	Sawdust					5,650	
					Sawmill Chips					5,650	
	Total						15,516				11,300
	Groupe Savoie Inc.	Export	Europe		Hardwood	Pulpwood Chips			6,455		
						Sawmill Chips		660			
			Maine		Hardwood	Pulpwood Chips	115,811	125,105	51,051		
						Port of Belledune - Unknow..	Hardwood	Pulpwood Chips	31,306		
			Québec		Hardwood	Pulpwood Chips	55,142		121,006	163,119	163,119
						Softwood	Sawdust	4,986			
		Mill	New Brunswick	Hardwood	Pulpwood Chips	50,126	47,810	58,705	56,896	59,286	
					Sawdust	948			9,944		
					Shavings		965			10,486	
		Total						258,319	177,531	237,217	229,959
	H. J. Crabbe & Sons Ltd.	Export	Maine	Softwood	Sawmill Chips	56,822	49,738	39,789	21,068	25,634	
					Sawdust	18,901	17,870	17,909	16,780		
		Mill	New Brunswick	Softwood	Sawmill Chips	14,660	18,789	20,536	34,600	30,388	
					Shavings					17,798	
	Total						90,383	86,397	78,234	72,448	73,820
	Industrie Kedgwick	Domestic Location	New Brunswick	Softwood	Sawdust	19,550					
					Export	Québec	Softwood	Sawdust	2,113		
		Mill	New Brunswick	Softwood	Sawmill Chips	122,555					
					Total						144,218
	J.D. Irving - Baker Brook	Domestic Location	New Brunswick	Softwood	Sawdust			147		5	
					Sawmill Chips				866	65	
					Shavings		656	1,284	1,149		
Export		Maine	Softwood	Sawmill Chips			5,077	5,712	59		
				Sawdust			4,144				
		Québec	Softwood	Sawmill Chips			12,819	11,672	10,245		
Shavings						13,284	6,934	1,100			
Mill		New Brunswick	Softwood	Sawmill Chips			168	72	5		
				Shavings			38	234	290		
Total								36,333	26,774	12,918	
J.D. Irving - Chip Plant - Sussex	Domestic Location	New Brunswick	Hardwood	Sawmill Chips		2,428					
				Mill	New Brunswick	Hardwood	Pulpwood Chips			43,230	70,507

Table 6. Residue Production by Destination

Units (Residue Pro..)	Mill (Residue Prod.)	Destination_Type	Destination Location	Species (Residue Prod.)	Product (Residue Prod.)	Operating Year (Residue Production)							
						2021	2020	2019	2018	2017			
Cubic Metres	J.D. Irving - Chip Plant - Sussex	Mill	New Brunswick	Hardwood	Sawmill Chips	44,018	42,176	9,389					
				Softwood	Pulpwood Chips				424,983	404,851			
				Softwood	Sawmill Chips	520,430	460,724	512,721					
		Total				564,448	502,900	524,538	468,213	475,358			
	J.D. Irving - Grand Lake Timber	Domestic Location	New Brunswick	Softwood	Sawdust	44,520		28,133	28,861	31,738			
					Sawmill Chips				10				
					Shavings		88,861	4,734	2,387	736			
					New Brunswick Trucking / B..	Softwood	Sawdust	704					
					New Brunswick Unknown & ..	Softwood	Sawdust	33,584					
					Export	Nova Scotia	Softwood	Sawdust	210		275		
								Shavings		175	962		
						Prince Edward Island	Softwood	Sawdust	144				
								Shavings		58			
						Québec	Softwood	Sawdust	28,969		7,495		
								Shavings		45,143	14,644		
					Mill	Delco Forest Products Ltd.	Softwood	Sawdust	32				
								Sawdust	20,945		43,662	48,419	43,022
						New Brunswick	Softwood	Sawmill Chips	444,416	455,470	408,553	400,139	423,913
								Shavings			28,181	42,765	46,802
		Total			573,524	589,707	536,639	522,581	546,211				
	J.D. Irving - Kedgwick	Domestic Location	New Brunswick	Softwood	Shavings		12,731						
		Export	Québec	Softwood	Sawdust			14,885	11,490				
					Shavings		2,484	3,602	4,437				
		Mill	New Brunswick	Softwood	Sawdust				2,147	340			
					Sawmill Chips		68,507		159,075	160,391			
		Total				83,722		179,709	176,658				
	J.D. Irving - Russell & Swim Mill	Domestic Location	New Brunswick	Softwood	Sawdust	9,284							
					Sawmill Chips		244						
					New Brunswick Unknown & ..	Softwood	Sawdust	3,651					
		Export	Québec	Softwood	Pulpwood Chips			123					
Sawmill Chips						3,754							
Shavings							3,126						
Mill		New Brunswick	Softwood	Pulpwood Chips			40,596						
				Sawdust	41,009			1,755					
				Sawmill Chips		43,189		35,865	38,380				
	Total			53,944	47,187	45,316	37,620	39,434					

Table 6. Residue Production by Destination

Units (Residue Pro.. Cubic Metres	Mill (Residue Prod.)	Destination_Type	Destination Location	Species (Residue Prod.)	Product (Residue Prod.)	Operating Year (Residue Production)				
						2021	2020	2019	2018	2017
J.D. Irving - Sawmill - Sussex	Domestic Location	New Brunswick	Softwood	Sawdust	9,641	6,864	7,922	5,813	4,562	
				Sawmill Chips			116,332			
	Export	Nova Scotia	Softwood	Sawdust		8,445	7,386	5,375	401	
				Shavings	4,059					
	Mill	New Brunswick	Softwood	Sawdust		3,256	3,256	5,514	6,595	
				Sawmill Chips	162,418	224,179	107,847	240,198	262,069	
	Total	New Brunswick	Softwood	Shavings	1,866					
				Total	182,680	242,744	242,743	256,900	273,768	
	J.D. Irving - St. Leonard	Domestic Location	New Brunswick	Softwood	Sawdust	157,964		129,182		
					Sawmill Chips		378,624			1,932
					Shavings			330	281	304
		Export	Maine	Softwood	Sawdust				5,866	14,384
					Sawmill Chips	4,009	6,731			
			Québec	Softwood	Sawdust	26,564	28,906	21,855	57,739	42,848
		Mill	New Brunswick	Softwood	Sawmill Chips	28,122	31,631	35,371	118,819	147,860
Shavings							19,908	40,119	36,926	
Sawdust					431		9,429	28,018	28,243	
Sawmill Chips					494,764		528,408	405,543	386,166	
Total	New Brunswick	Softwood	Shavings		388,021	2,439	5,139	11,889		
			Total	711,854	833,913	746,922	661,524	670,552		
J.D. Irving - Utopia Mill	Mill	New Brunswick	Hardwood	Sawmill Chips			3,957			
	Total						3,957			
J.D. Irving - Veneer Siding	Domestic Location	New Brunswick	Hardwood	Sawdust	27,413	8,964	11,395			
				Sawmill Chips	750					
	Export	Québec	Hardwood	Sawdust	12,495	16,087	8,665	27,638	21,749	
				Sawmill Chips	23,187	20,459	23,846	35,791	31,702	
	Mill	New Brunswick	Hardwood	Sawdust	35,798		4,425	1,495	7,545	
				Sawmill Chips	5,819	36,636	45,322	35,927	32,793	
Total			Softwood	Sawmill Chips				39		
					105,462	82,146	93,653	100,851	93,828	
John W. Jamer Ltd.	Domestic Location	New Brunswick	Softwood	Sawdust	1,110					
				Sawmill Chips	2,171					
	Mill	New Brunswick	Softwood	Sawdust	2,425			118		
				Sawmill Chips				688		
Total				5,706			806			

Table 6. Residue Production by Destination

Units (Residue Pro.. Cubic Metres	Mill (Residue Prod.)	Destination_Type	Destination Location	Species (Residue Prod.)	Product (Residue Prod.)	Operating Year (Residue Production)					
						2021	2020	2019	2018	2017	
Junction Lumber Products Inc.	Domestic Location	New Brunswick	Softwood	Sawdust				1,387			
				Sawmill Chips				7,505			
				Shavings						14,762	
	Export	Maine	Softwood	Sawmill Chips	7,043	6,205					
				Nova Scotia	Softwood	Sawdust	316	1,528	964		
				Québec	Softwood	Sawmill Chips	586	252	543		
	Total					7,945	7,985	10,399		14,762	
	Littles Lumber (Ashmore - Harvey)	Domestic Location	New Brunswick	Softwood	Sawdust	297	1,758	222	199		
					Sawmill Chips	7,377	1,419	2,664			
					Shavings	33		289	312		
		Export	Maine	Softwood	Sawmill Chips	44					
					Nova Scotia	Softwood	Sawmill Chips		4,689	4,647	5,444
		Mill	New Brunswick	Softwood	Sawdust	4,136	5,755	5,166	3,641		
					Sawmill Chips				844		
	Shavings				1,054		588	1,461			
Total					12,941	13,621	13,576	11,901			
Maibec - Balmoral	Domestic Location	New Brunswick	Softwood	Sawdust					71,000		
	Total									71,000	
Marwood Ltd. - Tracyville	Domestic Location	New Brunswick	Softwood	Sawdust			41	274			
				Shavings					514		
	Mill	New Brunswick	Hardwood	Sawdust		1,358					
				Softwood	Sawdust	34,113		31,631	28,064		
					Shavings					25,841	
Total					34,113	1,358	31,672	28,338	26,355		
R.F. Sadler Ltd.	Domestic Location	New Brunswick	Hardwood	Sawdust			1,016				
				Sawmill Chips			1,294	440	4,732		
				Shavings					1,220		
	Domestic Location	New Brunswick Unknown & Other	Hardwood	Sawmill Chips		3,809					
				Sawdust	1,363						
	Export	Maine	Hardwood	Sawmill Chips	2,162						
				Softwood	Sawmill Chips	2,648		2,204	5,247		
Total					6,173	6,226	4,514	5,687	5,952		
Twin Rivers Paper Company Inc. - Edmundston Mill	Domestic Location	New Brunswick	Softwood	Sawdust			6,439		914		
	Export	Québec	Softwood	Sawdust		6,080	8,173				
	Mill	New Brunswick	Softwood	Sawdust		13,228	32,174		4,616		
	Total						19,308	46,786		5,530	

Table 6. Residue Production by Destination

Units (Residue Pro.. Cubic Metres	Mill (Residue Prod.)	Destination_Type	Destination Location	Species (Residue Prod.)	Product (Residue Prod.)	Operating Year (Residue Production)				
						2021	2020	2019	2018	2017
Twin Rivers Paper Company Inc. - Plaster Rock Mill	Domestic Location	New Brunswick	Softwood	Pulpwood Chips					234,906	
				Sawdust	11,219	26,143	11,115	2,938		
				Shavings	13,719		15,252	10,686	40,070	
	Export	Québec	Softwood	Sawdust	10,152	12,277	16,730	19,472		
				Shavings	7,106	3,872	4,685	2,676		
	Mill	New Brunswick	Softwood	Sawdust				79		
				Sawmill Chips	234,133	206,952	242,976	222,732		
				Shavings				5,479		
	Total					276,329	249,244	290,758	264,062	274,976
	William F. Tompkins & Sons	Domestic Location	New Brunswick	Hardwood	Sawmill Chips				2,152	2,209
Total								2,152	2,209	
Total					4,458,786	4,595,737	3,848,702	3,696,965	3,836,134	
Arbec Forest Products	Domestic Location	New Brunswick	Softwood	Bark / Hogfuel	45,662	35,572	32,357	47,344	52,583	
	Export	Nova Scotia	Softwood	Bark / Hogfuel			11,629	7,675		
	Mill	New Brunswick	Softwood	Bark / Hogfuel	45,792	63,700	64,527	21,755	95,566	
	Total					91,454	99,272	108,513	76,774	148,149
AV Cell Inc.	Mill	New Brunswick	Hardwood	Bark / Hogfuel	28,786	28,788			28,262	
			Softwood	Bark / Hogfuel	350	350				
Total					29,136	29,138			28,262	
AV Nackawic Inc.	Mill	New Brunswick	Hardwood	Bark / Hogfuel	90,090	107,229			149,109	
	Total					90,090	107,229			149,109
Chaleur Sawmills Associates	Domestic Location	New Brunswick	Softwood	Bark / Hogfuel	33,277	33,460	28,293	29,911	31,869	
	Export	Nova Scotia	Softwood	Bark / Hogfuel			4,620			
	Mill	New Brunswick	Softwood	Bark / Hogfuel	39,882	15,829	29,372	19,038	39,948	
	Total					73,159	49,289	62,285	48,949	71,817
Clair Industrial Development Corp. Ltd.	Domestic Location	New Brunswick	Hardwood	Bark / Hogfuel				196		
			Softwood	Bark / Hogfuel			9,143			
		New Brunswick Trucking / B..	Softwood	Bark / Hogfuel	9,280					
	Export	Québec	Hardwood	Bark / Hogfuel			6,080			
			Softwood	Bark / Hogfuel	108,315	114,436	214,243			
Total					117,595	114,436	229,466	196		
Delco Forest Products Ltd.	Domestic Location	New Brunswick	Softwood	Bark / Hogfuel	70,726	24,801	19,471	12,615	23,422	
		New Brunswick Unknown & ..	Softwood	Bark / Hogfuel	4,000					
	Export	Nova Scotia	Softwood	Bark / Hogfuel			18,978	25,941	345	
	Mill	New Brunswick	Softwood	Bark / Hogfuel		11,304	1,050			
Total					74,726	36,105	39,499	38,556	23,767	
Devon Lumber Co.	Domestic Location	New Brunswick	Softwood	Bark / Hogfuel		7,150		8,581	7,392	

Metric
Tonnes

Table 6. Residue Production by Destination

Units (Residue Pro..)	Mill (Residue Prod.)	Destination_Type	Destination Location	Species (Residue Prod.)	Product (Residue Prod.)	Operating Year (Residue Production)				
						2021	2020	2019	2018	2017
Metric Tonnes	Devon Lumber Co. Ltd.	Domestic Location	New Brunswick Unknown & ..	Softwood	Bark / Hogfuel	13,613				
		Export	Maine	Softwood	Bark / Hogfuel					2,394
			Québec	Softwood	Bark / Hogfuel	100				
		Total					13,713	7,150		8,581
	Eric Goguen & Sons Ltd.	Domestic Location	New Brunswick	Softwood	Bark / Hogfuel	1,755	1,515	1,780	1,800	1,730
		Total				1,755	1,515	1,780	1,800	1,730
	Flakeboard - St. Stephen	Domestic Location	New Brunswick	Hardwood	Bark / Hogfuel		6,267		9,632	12,020
		Export	Maine	Hardwood	Bark / Hogfuel				139	110
			Nova Scotia	Hardwood	Bark / Hogfuel		108		2,414	554
		Mill	Envirem Organics (Roundw..	Hardwood	Bark / Hogfuel	7,680				
			New Brunswick	Hardwood	Bark / Hogfuel					4,782
	Total				7,680	6,375		12,185	17,466	
	Fornebu Lumber Company Inc.- Bathurst Sawmill	Domestic Location	New Brunswick	Softwood	Bark / Hogfuel	12,304	8,444	6,393	5,269	6,740
		Export	Nova Scotia	Softwood	Bark / Hogfuel			15,428	8,835	1,280
			Québec	Softwood	Bark / Hogfuel	1,495				
		Mill	New Brunswick	Softwood	Bark / Hogfuel	46,034	42,089	40,184	40,542	37,469
	Total				59,833	50,533	62,005	54,646	45,489	
	Garant, Div. of Hanson Kidde Canada Inc.	Domestic Location	New Brunswick Unknown & ..	Hardwood	Bark / Hogfuel	210				
		Export	Maine	Hardwood	Bark / Hogfuel	1,920				
		Total				2,130				
	Groupe Savoie Inc.	Export	Québec	Hardwood	Bark / Hogfuel	11,239		7,032	496	496
		Mill	New Brunswick	Hardwood	Bark / Hogfuel	45,633	45,288	58,912	49,550	51,210
		Total				56,872	45,288	65,944	50,046	51,706
	H. J. Crabbe & Sons Ltd.	Domestic Location	New Brunswick	Softwood	Bark / Hogfuel		662	1,556	149	204
			New Brunswick Unknown & ..	Softwood	Bark / Hogfuel	388				
		Export	Maine	Softwood	Bark / Hogfuel				2,964	3,245
Mill		New Brunswick	Softwood	Bark / Hogfuel	18,973	16,078	16,296	12,285	15,256	
Total					19,361	16,740	17,852	15,398	18,705	
Industrie Kedgwick	Domestic Location	New Brunswick	Softwood	Bark / Hogfuel	173					
	Export	Québec	Softwood	Bark / Hogfuel	1,753					
	Mill	New Brunswick	Softwood	Bark / Hogfuel	34,210					
	Total				36,136					
J.D. Irving - Baker Brook	Domestic Location	New Brunswick	Softwood	Bark / Hogfuel				45	605	
	Export	Maine	Softwood	Bark / Hogfuel			1,992	5,297	6,471	
		Québec	Softwood	Bark / Hogfuel					1,163	
	Mill	New Brunswick	Softwood	Bark / Hogfuel			15,200	35,511	46,528	
	Total						17,192	40,853	54,767	

Table 6. Residue Production by Destination

Units (Residue Pro.. Metric Tonnes	Mill (Residue Prod.)	Destination_Type	Destination Location	Species (Residue Prod.)	Product (Residue Prod.)	Operating Year (Residue Production)				
						2021	2020	2019	2018	2017
J.D. Irving - Chip Plant - Sussex	Domestic Location	New Brunswick	Softwood	Bark / Hogfuel				259		
	Export	Nova Scotia	Softwood	Bark / Hogfuel			63	776	2,118	
	Mill	New Brunswick	Softwood	Bark / Hogfuel	54,040	69,028	72,372	62,688	65,267	
	Total				54,040	69,028	72,694	63,464	67,385	
J.D. Irving - Grand Lake Timber	Domestic Location	New Brunswick	Softwood	Bark / Hogfuel	1,784	465	195	512	8,837	
	Export	Nova Scotia	Softwood	Bark / Hogfuel				72		
		Prince Edward Island	Softwood	Bark / Hogfuel					517	
	Mill	New Brunswick	Softwood	Bark / Hogfuel	65,691	40,378	14,878	29,181	23,077	
	Total				67,475	40,843	15,073	29,765	32,431	
J.D. Irving - Kedgwick	Export	Québec	Softwood	Bark / Hogfuel		6,998			447	
	Mill	New Brunswick	Softwood	Bark / Hogfuel		32,750		52,968	44,712	
	Total					39,748		52,968	45,159	
J.D. Irving - Russell & Swim Mill	Mill	New Brunswick	Softwood	Bark / Hogfuel	1,509			1,477		
	Total				1,509			1,477		
J.D. Irving - Sawmill - Sussex	Domestic Location	New Brunswick	Softwood	Bark / Hogfuel		365	4,422	154	193	
		New Brunswick Unknown & ...	Softwood	Bark / Hogfuel	944					
	Export	Nova Scotia	Softwood	Bark / Hogfuel		11,883	11,883	16,237	6,559	
		Prince Edward Island	Softwood	Bark / Hogfuel					739	
	Mill	New Brunswick	Softwood	Bark / Hogfuel	53,265	66,805	62,748	64,360	63,930	
Total				54,209	79,053	79,053	80,751	71,421		
J.D. Irving - St. Leonard	Domestic Location	New Brunswick	Softwood	Bark / Hogfuel	32,472		28,364			
		New Brunswick Trucking / B..	Softwood	Bark / Hogfuel	3,049					
	Export	Maine	Softwood	Bark / Hogfuel				11,138	49,133	
		Québec	Softwood	Bark / Hogfuel	944	5,090		255	8,819	
	Mill	New Brunswick	Softwood	Bark / Hogfuel	32,065	32,408	56,293	85,337	51,215	
Total				68,530	37,498	84,657	96,730	109,167		
J.D. Irving - Utopia Mill	Mill	New Brunswick	Hardwood	Bark / Hogfuel			6,165			
	Total						6,165			
J.D. Irving - Veneer Siding	Domestic Location	New Brunswick	Hardwood	Bark / Hogfuel	895	631				
	Export	Maine	Hardwood	Bark / Hogfuel				29	2,216	
		Québec	Hardwood	Bark / Hogfuel	11,077	9,180	1,162	72	67	
	Mill	New Brunswick	Hardwood	Bark / Hogfuel	8,080	11,236	21,441	25,498	22,173	
	Total				20,052	21,047	22,603	25,599	24,456	
John W. Jamer Ltd.	Mill	New Brunswick	Softwood	Bark / Hogfuel	625			669		
	Total				625			669		
Junction Lumber Products Inc.	Domestic Location	New Brunswick	Softwood	Bark / Hogfuel			4,642	7,920		
	Export	Maine	Softwood	Bark / Hogfuel	4,165	4,385				

Table 6. Residue Production by Destination

Units (Residue Pro.. Metric Tonnes	Mill (Residue Prod.)	Destination_Type	Destination Location	Species (Residue Prod.)	Product (Residue Prod.)	Operating Year (Residue Production)				
						2021	2020	2019	2018	2017
Junction Lumber Products Inc.	Export	Québec		Softwood	Bark / Hogfuel	193	21			
	Total					4,358	4,406	4,642	7,920	
Littles Lumber (Ashmore - Harvey)	Domestic Location	New Brunswick		Softwood	Bark / Hogfuel	60	966	80	167	
	Export	Maine		Softwood	Bark / Hogfuel	2,310	2,130	2,130	3,710	
	Mill	New Brunswick		Softwood	Bark / Hogfuel			806	678	
	Total					2,370	3,096	3,016	4,555	
Maibec - Balmoral	Domestic Location	New Brunswick		Softwood	Bark / Hogfuel		48,630		276,440	
	Mill	New Brunswick		Softwood	Bark / Hogfuel	48,630				
	Total					48,630	48,630		276,440	
Marwood Ltd. - Tracyville	Domestic Location	New Brunswick Trucking / B..		Softwood	Bark / Hogfuel	62				
	Mill	New Brunswick		Softwood	Bark / Hogfuel	1,850		1,522	2,696	2,470
	Total					1,912		1,522	2,696	2,470
R.F. Sadler Ltd.	Domestic Location	New Brunswick		Hardwood	Bark / Hogfuel				150	
				Softwood	Bark / Hogfuel		1,273	709		
		New Brunswick Unknown & ..		Hardwood	Bark / Hogfuel	1,731				
	Export	Maine		Hardwood	Bark / Hogfuel				630	3,245
Total					1,731	1,273	709	780	3,245	
Twin Rivers Paper Company Inc. - Plaster Rock Mill	Domestic Location	New Brunswick		Softwood	Bark / Hogfuel					52,778
	Mill	New Brunswick		Softwood	Bark / Hogfuel	70,915	66,557	64,802	48,705	
	Total					70,915	66,557	64,802	48,705	52,778
William F. Tompkins & Sons	Domestic Location	New Brunswick		Hardwood	Bark / Hogfuel					1,085
	Total									1,085
Total						1,069,996	974,249	959,472	1,040,503	1,030,350

Table 7. Domestic Residue Delivery by Source

Units (ResDel)	Mill (Residue Delivery)	Overall Source (Residue Delivery)	Species Group (Resid..)	Product (Residue Delivery)	Operating Year (Residue Delivery)					
					2021	2020	2019	2018	2017	
Cubic Metres	AV Cell Inc.	Mill	Hardwood	Sawdust					319	
				Sawmill Chips	44,438	31,860	271,451	142,772	58,388	
			Softwood	Sawmill Chips	104,444	311,293	20,379	220,467	308,021	
		Total				148,882	343,153	291,830	363,239	366,728
	AV Nackawic Inc.	Mill	Hardwood	Sawmill Chips	21,888	7,331	35,244	56,261	65,816	
				Total	21,888	7,331	35,244	56,261	65,816	
	Flakeboard - St. Stephen	Mill	Domestic Location	Softwood	Shavings				1,094	1,145
					Hardwood	Sawdust	4,497	7,184	8,823	9,764
			Sawmill Chips	4,844		7,401	1,580	10,072	474	
			Softwood	Shavings			3,296		10,163	
				Sawdust	304		16,872	34,578	32,086	
			Shavings			62,575	153,357	113,179		
		Total				9,645	14,585	93,146	208,865	157,047
	Groupe Savoie Inc.	Mill	Hardwood	Sawdust	32,537	1,226			1,598	
				Shavings		1,939			376	
			Softwood	Sawdust	636	37,189	43,085	45,281	45,281	
				Shavings			851	9,996	8,059	
		Total				33,173	40,354	43,936	55,277	55,314
	H. J. Crabbe & Sons Ltd.	Mill	Softwood	Sawdust	1,965			84		
				Shavings		2,187			152	
	Total				1,965	2,187		84	152	
	J.D. Irving - IP&P	Mill	Hardwood	Pulpwood Chips			15,268	21,311	62,305	
				Sawdust					5,100	
Sawmill Chips						18,755		2,327		
Softwood			Pulpwood Chips			499,934	411,370	386,838		
			Sawdust					187,874		
			Sawmill Chips	1,082,048	116,675	338,645	261,156	239,206		
Total				1,082,048	116,675	872,602	693,837	883,650		
J.D. Irving - Irving Paper	Mill	Softwood	Pulpwood Chips					43		
			Sawmill Chips	610,000	677,556	747,250	656,487	661,957		
	Total				610,000	677,556	747,250	656,487	662,000	

Table 7. Domestic Residue Delivery by Source

Units (ResDel)	Mill (Residue Delivery)	Overall Source (Residue Delivery)	Species Group (Resid..)	Product (Residue Delivery)	Operating Year (Residue Delivery)				
					2021	2020	2019	2018	2017
Cubic Metres	J.D. Irving - Utopia Mill	Mill	Hardwood	Pulpwood Chips				20,168	4,832
				Sawmill Chips	600	17,079		392	
		Total			600	17,079		20,560	4,832
	John W. Jamer Ltd.	Crown Land	Softwood	Sawdust	1,110				
				Sawmill Chips	1,315				
		Total			2,425				
	Marwood Ltd. - Tracyville	Mill	Softwood	Sawdust	3,229	2,156			
				Shavings	1,054				
		Total			4,283	2,156			
	Shaw Resources	Crown Land	Softwood	Pulpwood Chips		342			
				Hardwood	Pulpwood Chips		9,486		
		Marketing Board	Softwood	Pulpwood Chips		13,810			
				Sawdust	108,615	165,045	122,577	123,751	3,706
		Mill	Softwood	Sawmill Chips	3,113	2,415			
				Shavings	13,010	52,067			94,910
	Total			124,738	243,165	122,577	123,751	98,616	
	Twin Rivers Paper Company Inc. - Edmundston Mill	Mill	Softwood	Pulpwood Chips				72,791	42,137
				Sawmill Chips	643,145		558,261	647,283	781,548
		Total			643,145		558,261	720,074	823,685
William F. Tompkins & Sons	Domestic Location	Hardwood	Sawdust				120		
			Sawmill Chips	167					
	Mill	Hardwood	Sawdust	120					
			Sawmill Chips	1,901					
Total			2,188			120			
Total				2,684,980	1,464,241	2,764,846	2,898,555	3,117,840	
Metric Tonnes	AV Cell Inc.	Mill	Hardwood	Bark / Hogfuel	14,003	17,477		6,017	36,934
			Softwood	Bark / Hogfuel	9,583	1,364	2,975	5,888	3,987
		Total			23,586	18,841	2,975	11,905	40,921
	AV Nackawic Inc.	Mill	Hardwood	Bark / Hogfuel	1,467	7,965	16,381	8,701	
			Softwood	Bark / Hogfuel	10,217	11,789	9,496	9,483	
		Total			11,684	19,754	25,877	18,184	

Table 7. Domestic Residue Delivery by Source

Units (ResDel)	Mill (Residue Delivery)	Overall Source (Residue Delivery)	Species Group (Resid..)	Product (Residue Delivery)	Operating Year (Residue Delivery)				
					2021	2020	2019	2018	2017
Metric Tonnes	Clair Industrial Development Corp. Ltd.	Domestic Location	Softwood	Bark / Hogfuel	9,280				
		Total			9,280				
	Groupe Savoie Inc.	Crown Land	Hardwood	Forest Biomass	14,728	25,748	26,388	8,898	15,740
		Industrial Freehold	Hardwood	Forest Biomass	21,293	37,816	36,263	8,219	1,556
		Marketing Board	Hardwood	Forest Biomass				95	95
		Mill	Softwood	Forest Biomass				108	108
		Total			36,021	63,564	62,651	17,320	17,499
	J.D. Irving - IP&P	Crown Land	Softwood	Bark / Hogfuel	12,214				
		Domestic Location	Softwood	Bark / Hogfuel	4,876				
		Mill	Softwood	Bark / Hogfuel	194,938	249,335	218,345	197,348	
		Total			212,028	249,335	218,345	197,348	
	J.D. Irving - Utopia Mill	Crown Land	Softwood	Bark / Hogfuel	7,237				
		Industrial Freehold	Softwood	Bark / Hogfuel	4,505				
		Marketing Board	Softwood	Bark / Hogfuel		908			
		Mill	Hardwood	Bark / Hogfuel	9,168				389
			Softwood	Bark / Hogfuel	24,374	51,329		13,543	16,895
		Total			45,284	52,237		13,543	17,284
	John W. Jamer Ltd.	Crown Land	Softwood	Bark / Hogfuel	625				
		Total			625				
	Shaw Resources	Industrial Freehold	Hardwood	Forest Biomass		35,417			40,151
		Mill	Softwood	Bark / Hogfuel		10,078			
		Total				45,495			40,151
	Twin Rivers Paper Company Inc. - Edmundston Mill	Crown Land	Hardwood	Forest Biomass		2,021			7,563
Softwood			Forest Biomass	1,745		9,926			
Domestic Location		Hardwood	Bark / Hogfuel	18,911	33,985				
			Forest Biomass		50,129			1,012	
		Softwood	Bark / Hogfuel	26,851		320			
			Forest Biomass	50,284		734			
Industrial Freehold		Hardwood	Forest Biomass	1,273	3,058	15,265		11,512	
		Softwood	Forest Biomass					47,570	
Marketing Board		Hardwood	Forest Biomass		45,729				

Table 7. Domestic Residue Delivery by Source

Units (ResDel)	Mill (Residue Delivery)	Overall Source (Residue Delivery)	Species Group (Resid..)	Product (Residue Delivery)	Operating Year (Residue Delivery)					
					2021	2020	2019	2018	2017	
Metric Tonnes	Twin Rivers Paper Company Inc. - Edmundston Mill	Marketing Board	Softwood	Bark / Hogfuel			9,423			
				Forest Biomass	23,422		20,336		38,087	
		Mill	Hardwood	Bark / Hogfuel	42,801	97,940	75,836	70,472	52,041	
				Forest Biomass		3,155				
			Softwood	Bark / Hogfuel	232,070	208,642	251,140	351,321	325,819	
				Forest Biomass	2,579					
		Total				399,936	444,659	382,980	421,793	483,604
		William F. Tompkins & Sons	Mill	Hardwood	Bark / Hogfuel	1,282				
	Total				1,282					
	Total				739,726	893,885	692,828	680,093	599,459	

Table 8. Roundwood Imports by Wood Source

Overall Source	Species (group)	Product	Wood Source (grp)	Operating Year					
				2021	2020	2019	2018	2017	
Import	Hardwood	Full Tree Chips	Maine	6,182		77,635	86,378	95,834	
			Nova Scotia	59	869	49,139	34,311	61,985	
		Logs	Maine	110,621	65,899	68,400	74,562	103,718	
			NH - New Hampshire	90					
			Nova Scotia			621	143		
		Pulpwood	Quebec	7,722	9,932	27,107	34,392	31,404	
			Maine	34,536	16,852	810			
			Nova Scotia		31,195	5,388	20,057	11,269	
			Prince Edward Island		14,010	18,597	22	12,899	
		Roundwood Biomass	Quebec		634	1,049	3,108	2,622	
			Quebec	3,138					
		Tree Length	Nova Scotia	5,880					
			Prince Edward Island	11,511					
		Total				179,739	139,391	248,746	252,973
	Softwood	Full Tree Chips	Maine			29,429	97,061	100,218	
			Quebec				29,073	106,672	
		Lathwood	Quebec	1,594					
		Logs	Maine	139,515	168,230	187,996	209,816	169,147	
			Nova Scotia	631		182	386	1,288	
			Prince Edward Island		1,054	3,853	128	4,018	
			Quebec	7,623	15,274	17,214	16,800	9,946	
		Poles	Connecticut	9,266	3,174	868	319	110	
			Maine		522	606	200	80	
			New York		701			116	
			NJ - New Jersey	1,892					
		Pulpwood	South Carolina	1,213					
			Maine	1,700			2,787		
Nova Scotia			30		44	217			
Roundwood Biomass	Quebec		5,279	9,656					
	Quebec	6,087			4,170	2,156			
Shinglewood	Maine	1,920	8,654	14,584	17,365	13,853			
	Quebec	9,367	797	190	1,498	5,774			

Table 8. Roundwood Imports by Wood Source

Overall Source	Species (group)	Product	Wood Source (grp)	Operating Year				
				2021	2020	2019	2018	2017
Import	Softwood	Studwood	Maine		53,628	76,636	60,365	49,231
			Nova Scotia				3,521	252
			Prince Edward Island		608		1,901	197
			Quebec	18,495	24,121	124,808	121,793	87,133
			Total	199,303	282,072	466,022	567,227	550,408
	Total	379,042	421,463	714,768	820,200	870,139		

Table 9. Residue Imports by Source

Units (ResDel)	Species Group (Resid..)	Product (Residue Delivery)	Import Source	Operating Year (Residue Delivery)				
				2021	2020	2019	2018	2017
Cubic Metres	Hardwood	Sawdust	Quebec	6,036	3,188			
		Sawmill Chips	Maine	23,837	12,497	34,710		15,014
			Quebec			825	2,644	
	Total			29,873	15,685	35,535	2,644	15,014
	Softwood	Pulpwood Chips	Quebec			8,800		
		Sawdust	Maine			338	3,261	1,901
			Quebec	18,304	52,996	37,834	23,013	5,007
		Sawmill Chips	Maine	147,089	513,474	221,415	328,855	308,770
			Nova Scotia	87,342	33,345	40,978		
			PEI					260
		Shavings	Quebec	520,406	230,980	579,227	523,773	524,581
			Maine			14,139	28,953	28,124
			Nova Scotia			4,443	5,808	7,993
	Total			797,211	833,043	909,278	913,663	876,636
	Total			827,084	848,728	944,813	916,307	891,650
Metric Tonnes	Hardwood	Bark / Hogfuel	Maine	712	365	19,300		1,160
			Quebec	60,915	2,226	84,632	84,190	25,185
		Forest Biomass	Maine	52,246	58,457	82,446		49,652
			Quebec	20,435				
	Total			134,308	61,048	186,378	84,190	75,997
	Softwood	Bark / Hogfuel	Maine	131,466	5,455	45,178	44,680	43,393
			Nova Scotia	95	1,492			
			Quebec	259,143	34,407	498,871	277,208	180,895
Total			390,704	41,354	544,049	321,888	224,288	
Total			525,012	102,402	730,427	406,078	300,285	

Table 10. Roundwood Exports by Overall Source

Overall Source	Species	Product	Export Destination	Operating Year				
				2021	2020	2019	2018	2017
Crown Land	Birch (Yellow and White)	Pulpwood	Europe				15,477	
			Maine					4,194
			Quebec					16,933
			Total				15,477	21,127
	Mixed Hardwood	Pulpwood	Quebec	13	21,885	26,941		1,862
			Turkey			367		
			Total	13	21,885	27,308		1,862
	Poplar	Pulpwood	Maine	429	3,203			
		Total	429	3,203				
	Total			442	25,088	27,308	15,477	22,989
Industrial Freehold	Birch (Yellow and White)	Pulpwood	Maine					4,855
		Total					4,855	
	Cedar	Logs	Maine	1,402				
			Nova Scotia				192	415
			Quebec	3,081				
		Shinglewood	Quebec	5,875		3,955	3,431	10,424
		Studwood	Maine	798	2,834	1,883	2,339	1,739
			Nova Scotia				98	
		Quebec		898				
	Tree Length	Maine				151		
	Total	11,156	3,732	5,838	6,211	12,578		
	Hemlock	Pulpwood	Maine				737	
		Total				737		
	Mixed Hardwood	Full Tree Chips	Quebec	7,580			2,960	1,475
		Logs	Maine	941	3,246	2,770	3,573	4,347
			Quebec	13,707	15,349	15,067	20,624	20,696
		Pulpwood	Maine	58,418	164,940	159,592	218,100	164,455
			Nova Scotia		691			
			Quebec	44,471	24,116	43,277	42,995	74,588
Studwood	Maine	3,894	2,433					
	Quebec	33,621	36,957					

Table 10. Roundwood Exports by Overall Source

Overall Source	Species	Product	Export Destination	Operating Year				
				2021	2020	2019	2018	2017
Industrial Freehold	Mixed Hardwood	Tree Length	Maine	31,725	5,080	4,502	2,439	
		Veneer	Maine	22,391	6,313	5,981	2,417	2,384
			Michigan		3	32	30	64
			Ontario	79	531		2,440	2,574
			Quebec	1,843	1,680	1,192	1,669	1,286
	Total		218,670	261,339	232,413	297,247	271,869	
	Mixed Softwood	Logs	Quebec			14,651		
		Total				14,651		
	Poplar	Logs	Quebec	6,476	1,905	3,100	1,863	986
		Pulpwood	Maine	132,998	63,832	85,890	81,306	96,714
		Tree Length	Maine	32	33		71	
		Total		139,506	65,770	88,990	83,240	97,700
	Red Pine	Logs	Quebec	4,012	120	224	1,190	1,977
		Pulpwood	Maine				1,614	409
		Studwood	Quebec					573
		Total		4,012	120	224	2,804	2,959
	Spruce, Fir, Jack Pine	Logs	Maine				3,712	5,682
			Nova Scotia					111
			Quebec	17,172	14,724	3,700	45,140	39,913
		Pulpwood	Maine		3,926	565	624	
			Nova Scotia			544		40
			Quebec				50,134	61,826
		Studwood	Maine	29,521	8,438			93,241
			Nova Scotia	83,726	78,709	7,170	12,134	54,007
			Quebec	32,323	51,225	34,918	56,322	
		Tree Length	Maine		3,150	5,243		
	Total		162,742	160,172	52,140	168,066	254,820	
Tamarack (Larch)	Pulpwood	Quebec	155					
	Total		155					
White Pine	Logs	Maine	2,658					
		Quebec	1,370	601	1,714	859	77	

Table 10. Roundwood Exports by Overall Source

Overall Source	Species	Product	Export Destination	Operating Year				
				2021	2020	2019	2018	2017
Industrial Freehold	White Pine	Total		4,028	601	1,714	859	77
	Total			540,269	491,734	395,970	559,164	644,858
Marketing Board	Cedar	Logs	Maine	1,887	3,011	4,844	6,395	3,260
			US - United States Finished ..	122				
		Shinglewood	Maine			65	65	414
			Quebec					113
		Studwood	Maine				509	4,064
		Tree Length	Maine	1,052	1,077	3,570	2,239	4,601
			Quebec					1,743
		Total			3,061	4,088	8,479	9,208
	Hemlock	Logs	Nova Scotia		78		116	
			Maine				33	
		Studwood	Nova Scotia			249	347	
			Total			78	249	496
	Mixed Hardwood	Logs	Europe	203				
			Maine	5,857	901	3,580	5,205	1,428
			Nova Scotia	10,729	39	430	137	1,595
			Port of Belledune - Unknow..				58	
			Quebec	5,935	3,375	3,197	4,150	971
		Poles	Port of Belledune - Unknow..				193	
		Pulpwood	Europe	2,833				
			Maine	115,289	57,104	78,918	82,704	143,972
			New Brunswick					184
			Nova Scotia	30	435	284	974	991
			Port of Belledune - Unknow..			26	5,214	
			Quebec	229	242		15	675
		Tree Length	Maine	46		104		
		Veneer	Maine	309	213	258	160	144
		Total			141,460	62,309	86,797	98,810
	Other Hardwood	Pulpwood	Quebec	212				
		Total			212			

Table 10. Roundwood Exports by Overall Source

Overall Source	Species	Product	Export Destination	Operating Year				
				2021	2020	2019	2018	2017
Marketing Board	Poplar	Logs	Maine	3,907		31	200	7,973
			New Brunswick				368	
			Quebec	9,266	2,792	8,231	4,598	2,688
		Pulpwood	Europe	324				
			Maine	36,689	48,208	47,033	59,714	77,816
			New Brunswick					1,188
			Nova Scotia	48		192	66	307
			Port of Belledune - Unknow..				1,000	
			Quebec	4,283	1,129	1,266	558	2,165
			Total	71,431	58,015	66,298	76,783	92,137
	Red Maple	Logs	Maine				12	
			Quebec					724
		Total				12	724	
	Red Pine	Logs	Maine		557		823	783
			Quebec		136	59		
		Pulpwood	Maine	966		162	591	
			Nova Scotia			421	344	542
		Studwood	Quebec		278	20		
			Total	966	971	662	1,758	1,325
	Spruce	Pulpwood	Maine			69		
		Total				69		
	Spruce, Fir, Jack Pine	Logs	Maine	22,381	4,094	4,454	18,807	3,123
			Nova Scotia	786	136	2,678	123	224
			NS - Taylor Lumber	113				
			Quebec	16,858	2,595	2,957	7,860	8,268
		Pulpwood	Maine	8,977	17,390	15,941	6,514	174
			Nova Scotia	2,890		16,302	11,839	2,981
Port of Belledune - Unknow..					226			
Studwood		Maine	38,478	20,797	7,966	5,331	3,125	
		Nova Scotia	84,304	36,141	48,624	36,465	16,406	

Table 10. Roundwood Exports by Overall Source

Overall Source	Species	Product	Export Destination	Operating Year				
				2021	2020	2019	2018	2017
Marketing Board	Spruce, Fir, Jack Pine	Studwood	Quebec	4,787	1,638	143	2,806	5,227
		Tree Length	Maine	14,236	15,227	10,094	26,716	19,071
		Total		193,810	98,018	109,385	116,461	58,599
	Sugar Maple	Veneer	Maine	18			63	
		Total		18			63	
	Tamarack (Larch)	Logs	Maine		29		37	
			Nova Scotia		136	61	73	48
		Pulpwood	Nova Scotia			100		
		Studwood	Nova Scotia				86	
	Total			165	161	196	48	
	White Birch	Logs	Maine	99			2	
		Total		99			2	
	White Pine	Logs	Maine				16	
			Nova Scotia		65			
		Total			65		16	
Total			411,057	223,709	272,100	303,805	316,988	
Grand Total			951,768	740,531	695,378	878,446	984,835	