

**NEW BRUNSWICK FOREST
PRODUCTS COMMISSION**

TIMBER UTILIZATION REPORT

2020-21

July 2021



New Brunswick
Forest Products Commission

Commission des produits forestiers
du Nouveau Brunswick

Figure 1. New Brunswick Roundwood Consumption

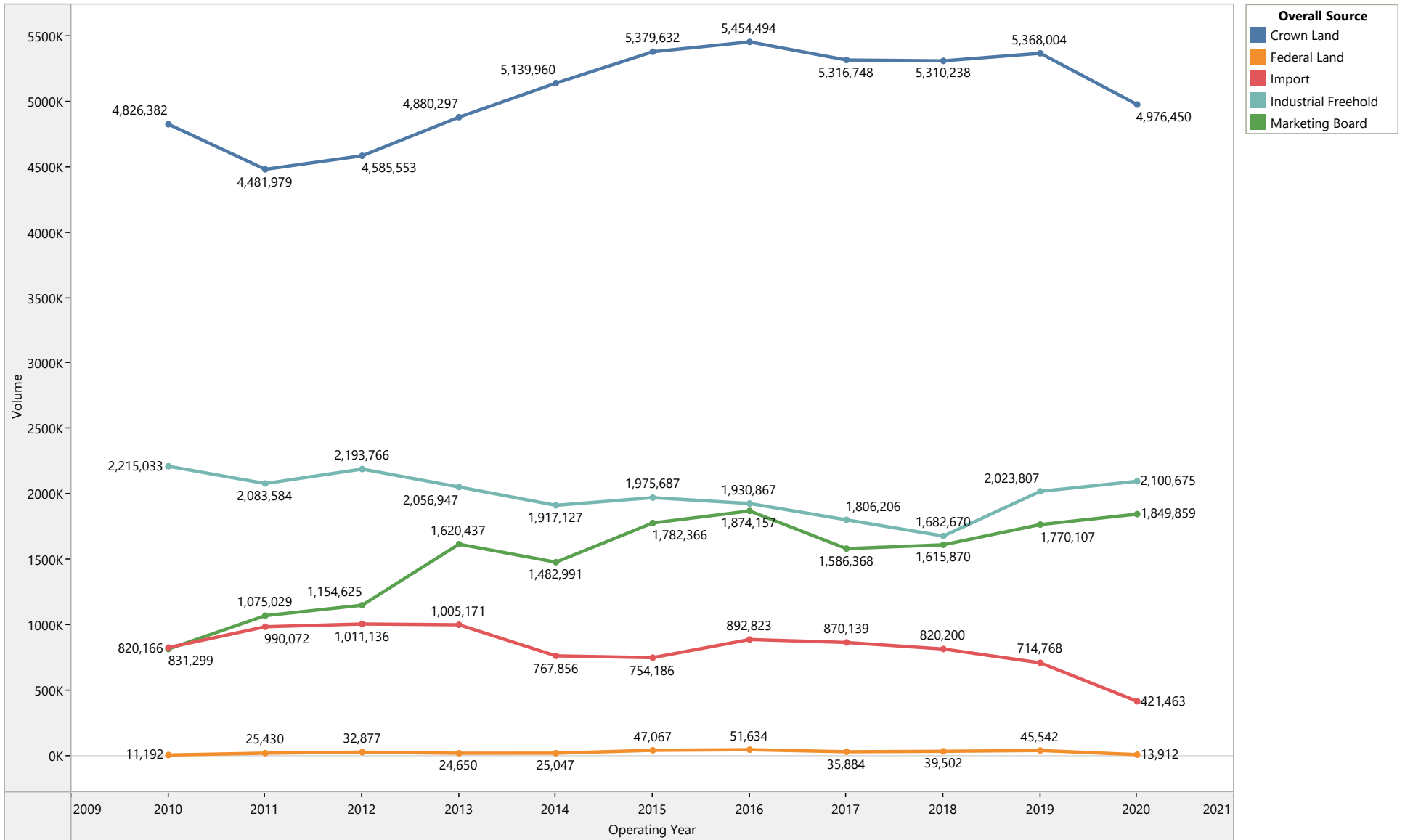


Figure 2. 2020-21 Total Roundwood Harvest in NB

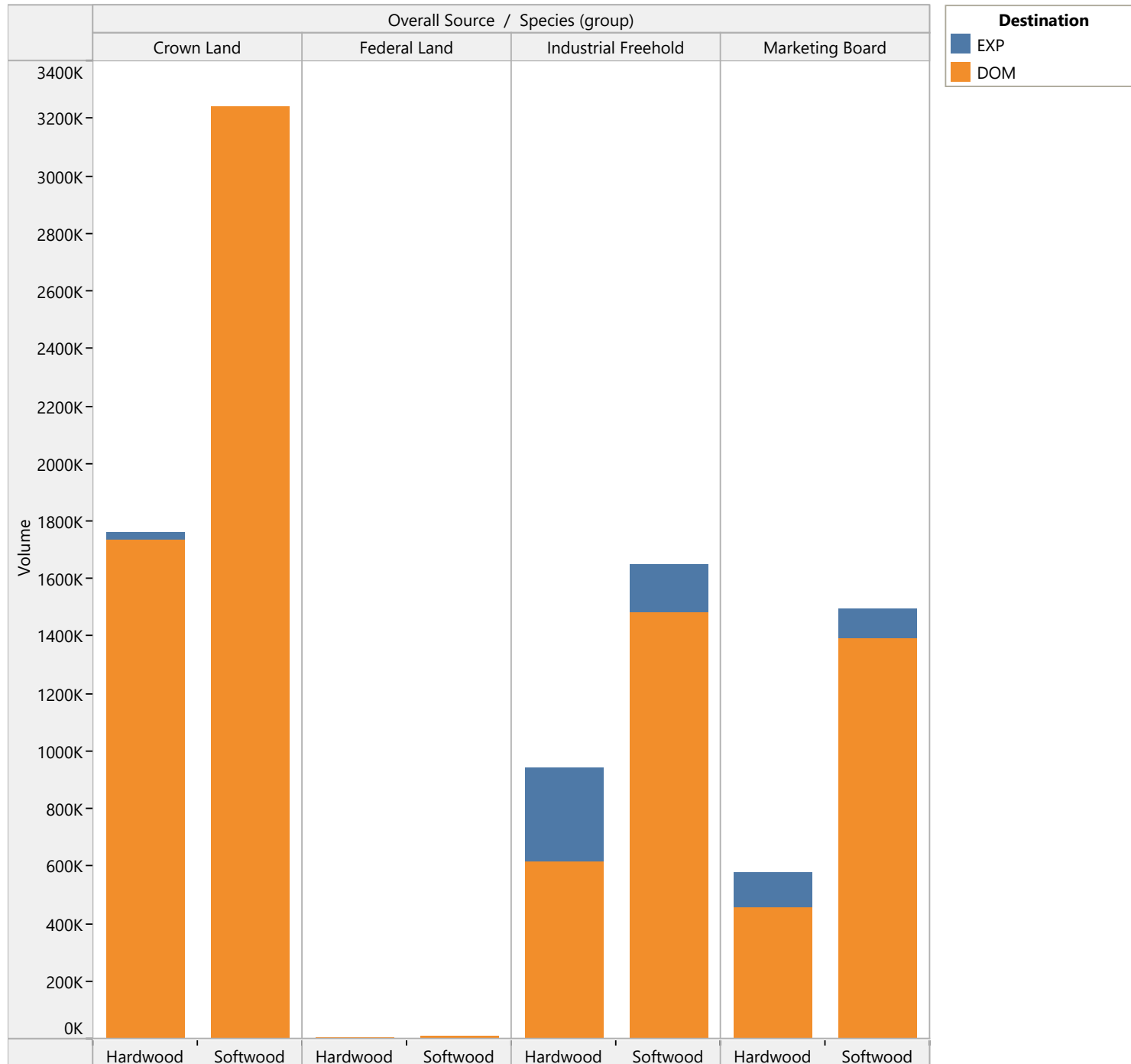


Table 1. 2020-21 Total Roundwood Harvest (m3) in NB

Destination	Overall Source / Species (group)								Grand Total
	Crown Land		Federal Land		Industrial Freehold		Marketing Board		
	Hardwood	Softwood	Hardwood	Softwood	Hardwood	Softwood	Hardwood	Softwood	
EXP	25,088				327,109	164,625	120,324	103,385	740,531
DOM	1,737,458	3,238,992	4,064	9,848	614,785	1,485,890	457,922	1,391,937	8,940,896
Grand Total	1,762,546	3,238,992	4,064	9,848	941,894	1,650,515	578,246	1,495,322	9,681,427

Table 2. Total Roundwood (m3) by Overall Source Domestic & Export

Destination	Overall Source	Species	Product	Operating Year				
				2020	2019	2018	2017	2016
DOM	Crown Land	Ash	Logs					21
			Total					21
		Birch (Yellow and White)	Pulpwood	64,104	42,252	30,045	27,194	27,158
			Tree Length		3,956			
			Total	64,104	46,208	30,045	27,194	27,158
		Cedar	Logs	4,270	7,378	1,553	4,231	2,341
			Shinglewood	20,707	23,392	19,191	39,294	41,005
			Studwood	23,499	31,234	31,104	42,578	46,399
			Tree Length	2,967	9,196	7,082	4,424	8,737
			Total	51,443	71,200	58,930	90,527	98,482
		Hemlock	Logs	8,867	2,114	2,822	2,983	3,026
			Total	8,867	2,114	2,822	2,983	3,026
		Mixed Hardwood	Fuelwood	1,260	1,250		1,260	3,000
			Full Tree Chips	287,814	396,986	328,429	332,115	382,451
			Logs	127,573	141,496	136,923	129,636	135,584
			Pulpwood	904,148	826,148	878,683	858,873	858,279
			Roundwood Biomass	1,384				
			Studwood	2,711				
			Tree Length		10,848	626		
		Total	1,324,890	1,376,728	1,344,661	1,321,884	1,379,314	
		Mixed Softwood	Full Tree Chips			106,413		113,059
			Logs	819	14,310			
			Pulpwood	5,615	116,746	105,819	100,736	119,428
			Roundwood Biomass	4,859		762		1,418
			Studwood	5,261				
		Total	16,554	131,056	212,994	100,736	233,905	
		Mixed Species	Roundwood Biomass			7,264		890
			Total			7,264		890
		Other Softwood	Roundwood Biomass		8,865		1,870	427
			Total		8,865		1,870	427
		Poplar	Lathwood		5,275	4,040		

Table 2. Total Roundwood (m3) by Overall Source Domestic & Export

Destination	Overall Source	Species	Product	Operating Year					
				2020	2019	2018	2017	2016	
DOM	Crown Land	Poplar	Logs	31,773	38,261	38,268	44,901	47,335	
			Pulpwood	308,897	351,916	371,370	427,688	357,753	
			Studwood	7,794					
			Tree Length		131				
			Total	348,464	395,583	413,678	472,589	405,088	
		Red Pine	Logs	2,495	2,357	2,827	7,568	9,488	
			Poles	397	795	61	528	654	
			Pulpwood	8,558	5,380	5,824	3,218	1,258	
			Studwood		125	3,328			
			Tree Length	857	258	15	195	527	
		Total	12,307	8,915	12,055	11,509	11,927		
		Spruce, Fir, Jack Pine	Full Tree Chips	65,117	68,333		74,652		
			Logs	887,529	1,282,564	921,466	1,014,091	977,691	
			Pulpwood	191,153	260,005	244,568	150,186	173,961	
			Studwood	1,906,927	1,619,823	1,957,576	1,837,594	1,958,348	
			Tree Length		56	110	95,750	82,590	
		Total	3,050,726	3,230,781	3,123,720	3,172,273	3,192,590		
		Tamarack (larch)	Logs			349			
			Total			349			
		White Pine	Logs	99,095	96,554	103,720	115,183	101,666	
			Total	99,095	96,554	103,720	115,183	101,666	
		Total		4,976,450	5,368,004	5,310,238	5,316,748	5,454,494	
		Federal Land	Birch (Yellow and White)	Pulpwood	373	1,839	2,151	810	3,652
				Total	373	1,839	2,151	810	3,652
			Cedar	Shinglewood				121	
				Studwood		220	836		
				Total		220	836	121	
Hemlock	Logs					109			
	Total					109			
Mixed Hardwood	Full Tree Chips				108	513			
	Logs			157	103	70			

Table 2. Total Roundwood (m3) by Overall Source Domestic & Export

Destination	Overall Source	Species	Product	Operating Year				
				2020	2019	2018	2017	2016
DOM	Federal Land	Mixed Hardwood	Pulpwood	2,563	5,838	6,761	5,182	9,291
			Total	2,563	5,995	6,972	5,765	9,291
		Mixed Softwood	Pulpwood		562	38		357
			Total		562	38		357
		Mixed Species	Roundwood Biomass			897		
			Total			897		
		Other Softwood	Roundwood Biomass		1,081			
			Total		1,081			
		Poplar	Pulpwood	1,128	6,787	4,932	3,236	4,455
			Total	1,128	6,787	4,932	3,236	4,455
		Red Pine	Logs	30	150			
			Poles			81	50	
			Pulpwood		19	124	19	
			Studwood			121		
			Total	30	169	326	69	
		Spruce, Fir, Jack Pine	Logs	1,726	7,682	4,738	5,774	10,625
			Pulpwood	2,709	5,931	4,548	7,203	9,020
			Studwood	5,383	11,289	12,580	11,933	11,390
	Total		9,818	24,902	21,866	24,910	31,035	
	White Pine	Logs		3,987	1,484	864	2,844	
		Total		3,987	1,484	864	2,844	
	Total			13,912	45,542	39,502	35,884	51,634
	Industrial Freehold	Birch (Yellow and White)	Pulpwood	14,218	12,145	3,494	2,028	6,444
			Shinglewood	515				
			Studwood	1,174				
			Tree Length	179				
			Total	16,086	12,145	3,494	2,028	6,444
Cedar		Logs	4,002	13,752	4,963	6,245	2,704	
		Shinglewood	7,125	13,130	7,016	15,684	15,479	
		Studwood	6,381	10,209	8,368	22,677	22,292	
		Tree Length	1,636	1,340	2,229	1,383	874	
		Total						

Table 2. Total Roundwood (m3) by Overall Source Domestic & Export

Destination	Overall Source	Species	Product	Operating Year				
				2020	2019	2018	2017	2016
DOM	Industrial Freehold	Cedar	Total	19,144	38,431	22,576	45,989	41,349
		Hemlock	Logs	1,547	606	1,693	814	937
			Total	1,547	606	1,693	814	937
		Mixed Hardwood	Full Tree Chips	279,423	184,207	219,615	229,197	196,592
			Logs	89,788	133,548	75,370	77,423	96,537
			Pulpwood	153,285	123,465	111,261	144,930	181,878
			Roundwood Biomass		35,077	47,780		
			Tree Length			230	5,376	
			Total	522,496	476,297	454,256	456,926	475,007
		Mixed Softwood	Full Tree Chips			35,416		58,490
			Logs	1,519				
			Pulpwood	9,236	13	323	5,678	6,942
			Roundwood Biomass	2,791		148		
			Studwood	4,028				
			Total	17,574	13	35,887	5,678	65,432
		Mixed Species	Roundwood Biomass			3,556		
			Total			3,556		
		Other Softwood	Roundwood Biomass		6,436		112	1,331
			Total		6,436		112	1,331
		Poplar	Lathwood		2,100	3,296		
			Logs	464	558			
			Pulpwood	75,739	58,672	59,181	71,849	48,516
			Total	76,203	61,330	62,477	71,849	48,516
		Red Pine	Logs	219	2,623	713		341
			Poles		65	40		69
			Pulpwood	4,560	1,066	831	1,045	2,175
			Studwood			270		
			Tree Length	45				
			Total	4,824	3,754	1,854	1,045	2,585
		Spruce, Fir, Jack Pine	Full Tree Chips		26,417	12,655	42,755	
Logs	388,898		411,420	386,319	430,358	374,574		

Table 2. Total Roundwood (m3) by Overall Source Domestic & Export

Destination	Overall Source	Species	Product	Operating Year					
				2020	2019	2018	2017	2016	
DOM	Industrial Freehold	Spruce, Fir, Jack Pine	Pulpwood	330,909	280,056	35,849	68,710	90,643	
			Roundwood Biomass	29,752					
			Studwood	692,615	697,791	658,108	639,610	725,337	
			Tree Length			2,408	36,316	87,179	
			Total	1,442,174	1,415,684	1,095,339	1,217,749	1,277,733	
		White Pine	Logs	627	9,111	1,538	4,016	11,533	
			Total	627	9,111	1,538	4,016	11,533	
		Total	2,100,675	2,023,807	1,682,670	1,806,206	1,930,867		
		Marketing Board	Ash	Logs	219	620	461		658
				Total	219	620	461		658
	Birch (Yellow and White)		Logs		53				
			Pulpwood	22,550	24,577	8,827	12,960	11,742	
			Total	22,550	24,630	8,848	12,960	11,742	
	Cedar		Logs	7,188	3,857	5,176	3,786	8,079	
			Pulpwood	187	8	64	213	124	
			Shinglewood	545	369	791	4,041	6,622	
			Studwood	7,288	10,928	10,313	11,467	13,878	
			Tree Length	4,576	2,314	3,477	8,509	3,555	
			Total	19,784	17,476	19,821	28,016	32,258	
	Hemlock		Logs	7,078	5,554	7,551	5,177	6,895	
			Pulpwood				67	392	
			Total	7,078	5,554	7,551	5,626	7,287	
Mixed Hardwood	Fuelwood			7	69	424	7,857		
	Full Tree Chips		69,980	58,483	42,764	45,967	105,886		
	Logs		9,243	11,211	9,638	13,453	17,340		
	Pulpwood		130,434	120,320	107,873	112,964	134,207		
	Roundwood Biomass				2,857				
	Tree Length		2,817	11,339	6,131	507	7,191		
	Veneer					680			

Table 2. Total Roundwood (m3) by Overall Source Domestic & Export

Destination	Overall Source	Species	Product	Operating Year				
				2020	2019	2018	2017	2016
DOM	Marketing Board	Mixed Hardwood	Total	212,474	201,360	169,332	173,315	273,161
		Mixed Softwood	Full Tree Chips					35,366
			Logs	286	18,205	1		
			Pulpwood	85,090	62,444	67,786	78,483	81,764
			Roundwood Biomass	6,247		8,234		
			Studwood	296				
			Total	91,919	80,649	76,021	78,483	117,130
		Mixed Species	Fuelwood				1,659	
			Roundwood Biomass		999	17,555	11,519	11,156
			Total		999	17,555	13,178	11,156
		Other Softwood	Full Tree Chips			27,163		
			Logs		1			
			Pulpwood				423	
			Roundwood Biomass		16,155			
			Total		16,156	27,163	423	
		Poplar	Logs	2,360	4,782	2,900	8,835	8,722
			Pulpwood	220,319	195,225	199,406	208,064	221,370
			Roundwood Biomass			6,017		
			Tree Length		529	2,360	526	
			Total	222,679	200,536	210,683	217,425	230,092
		Red Pine	Logs	2,666	743	1,678	6,950	3,587
			Poles	640	130	200	840	545
			Pulpwood	2,397	1,522	1,128	1,945	559
			Studwood		9	232	563	
			Tree Length	23		32	32	109
			Total	5,726	2,404	3,270	10,330	4,800
		Spruce	Pulpwood		264			
			Total		264			
		Spruce, Fir, Jack Pine	Full Tree Chips	12,828	25,893		29,251	
Logs	330,073		399,423	262,916	278,303	295,536		
Pulpwood	210,144		214,109	218,492	151,648	188,840		

Table 2. Total Roundwood (m3) by Overall Source Domestic & Export

Destination	Overall Source	Species	Product	Operating Year					
				2020	2019	2018	2017	2016	
DOM	Marketing Board	Spruce, Fir, Jack Pine	Studwood	672,778	540,963	560,746	548,645	638,586	
			Tree Length	877	8,812	7,321	18,467	35,226	
			Total	1,226,700	1,189,200	1,049,475	1,026,314	1,158,188	
		Tamarack (larch)	Fuelwood		28	1,400	885	324	
			Logs	1,220	335	459	232	57	
			Pulpwood	94	408	593		1,807	
			Studwood					395	
			Tree Length	4	20	17	916	347	
			Total	1,318	791	2,469	2,033	2,930	
		White Birch	Pulpwood					33	
			Total					33	
		White Pine	Logs	39,412	29,468	23,221	18,265	24,722	
			Total	39,412	29,468	23,221	18,265	24,722	
		Total			1,849,859	1,770,107	1,615,870	1,586,368	1,874,157
		Total			8,940,896	9,207,460	8,648,280	8,745,206	9,311,152
EXP	Crown Land	Birch (Yellow and White)	Pulpwood			15,477	21,127		
			Total			15,477	21,127		
		Mixed Hardwood	Full Tree Chips					1,847	
			Pulpwood	21,885	27,308		1,862	6,327	
		Total		21,885	27,308		1,862	8,174	
		Mixed Species	Forest Biomass			3,470			
			Total			3,470			
		Poplar	Pulpwood	3,203				1,214	
			Total	3,203				1,214	
		Total			25,088	27,308	18,947	22,989	9,388
		Industrial Freehold	Birch (Yellow and White)	Pulpwood				4,855	
				Total				4,855	
			Cedar	Logs			192	415	268
				Shinglewood		3,955	3,431	10,424	12,239
				Studwood	3,732	1,883	2,437	1,739	3,432
Tree Length					151		919		

Table 2. Total Roundwood (m3) by Overall Source Domestic & Export

Destination	Overall Source	Species	Product	Operating Year					
				2020	2019	2018	2017	2016	
EXP	Industrial Freehold	Cedar	Total	3,732	5,838	6,211	12,578	16,858	
		Hardwood and Poplar (mixed)	Pulpwood					39,151	
			Total					39,151	
		Hemlock	Pulpwood			737			
			Total			737			
		Mixed Hardwood	Forest Biomass			23,080	74,859	37,658	139,552
			Full Tree Chips				2,960	1,475	17,594
			Logs		18,595	17,837	24,197	25,043	29,879
			Pulpwood		189,747	202,869	261,095	239,043	198,089
			Studwood		39,390				
			Tree Length		5,080	4,502	2,439		685
			Veneer		8,527	7,205	6,556	6,308	7,049
			Total		261,339	255,493	372,106	309,527	392,848
		Mixed Softwood	Logs			14,651			37,572
			Studwood						26,422
			Total			14,651			63,994
		Poplar	Logs		1,905	3,100	1,863	986	1,773
			Pulpwood		63,832	85,890	81,306	96,714	84,202
			Tree Length		33		71		160
			Total		65,770	88,990	83,240	97,700	86,135
		Red Pine	Logs		120	224	1,190	1,977	2,087
			Pulpwood				1,614	409	
			Studwood					573	
			Total		120	224	2,804	2,959	2,087
		Spruce	Studwood						4,635
			Total						4,635
		Spruce, Fir, Jack Pine	Full Tree Chips						15,557
Logs			14,724	3,700	48,852	45,706	46,093		
Pulpwood			3,926	1,109	50,758	61,866	526		
Studwood			138,372	42,088	68,456	147,248	141,895		
Tree Length			3,150	5,243			9,417		

Table 2. Total Roundwood (m3) by Overall Source Domestic & Export

Destination	Overall Source	Species	Product	Operating Year					
				2020	2019	2018	2017	2016	
EXP	Industrial Freehold	Pine	Total	160,172	52,140	168,066	254,820	213,488	
		White Pine	Logs	601	1,714	859	77	600	
			Total	601	1,714	859	77	600	
				Total	491,734	419,050	634,023	682,516	819,796
	Marketing Board	Birch (Yellow and White)	Pulpwood					232	
			Total					232	
		Cedar	Logs	3,011	4,844	6,395	3,260	7,058	
			Pulpwood					23	
			Shinglewood		65	65	527	535	
			Studwood			509	4,064	2,255	
			Tree Length	1,077	3,570	2,239	6,344	7,287	
			Total	4,088	8,479	9,208	14,195	17,158	
		Hemlock	Logs	78		116			
			Studwood		249	380		34	
			Total	78	249	496		34	
		Mixed Hardwood	Logs	4,315	7,207	9,550	3,994	15,106	
			Poles			193			
			Pulpwood	57,781	79,228	88,907	145,822	144,977	
			Studwood					8,235	
			Tree Length		104				
			Veneer	213	258	160	144	135	
				Total	62,309	86,797	98,810	149,960	168,453
		Mixed Softwood	Logs					3,793	
			Total					3,793	
	Mixed Species	Forest Biomass			27,740	51,556	46,901		
		Total			27,740	51,556	46,901		
	Other Hardwood	Logs					1,058		
Pulpwood						691			
Total						1,749			
Poplar	Logs	2,792	8,262	5,166	10,661	3,380			
	Pulpwood	49,337	48,491	61,338	81,476	83,727			

Table 2. Total Roundwood (m3) by Overall Source Domestic & Export

Destination	Overall Source	Species	Product	Operating Year				
				2020	2019	2018	2017	2016
EXP	Marketing Board	Poplar	Studwood					2,378
			Tree Length	5,886	9,545	10,279		
			Total	58,015	66,298	76,783	92,137	89,485
		Red Maple	Logs			12	724	
			Total			12	724	
		Red Pine	Logs	693	59	823	783	
			Poles					33
			Pulpwood		162	591		
			Studwood	278	441	344	542	
			Total	971	662	1,758	1,325	33
		Spruce	Logs					81
			Pulpwood		69			
			Studwood					155
			Total		69			236
		Spruce, Fir, Jack Pine	Logs	6,825	10,089	26,790	11,615	11,757
			Pulpwood	17,390	32,469	18,353	3,155	3,263
			Studwood	58,576	56,733	44,602	24,758	42,394
			Tree Length	15,227	10,094	26,716	19,071	8,214
			Total	98,018	109,385	116,461	58,599	65,628
		Sugar Maple	Veneer			63		
			Total			63		
		Tamarack (larch)	Logs	165	61	110	48	572
			Pulpwood		100			
			Studwood			86		
			Total	165	161	196	48	572
		White Birch	Logs			2		
			Total			2		
		White Pine	Logs	65		16		126
			Total	65		16		126
		Total				223,709	272,100	331,545
Total				740,531	718,458	984,515	1,074,049	1,223,584

Figure 3. Total Roundwood to New Brunswick Mills 2020-21

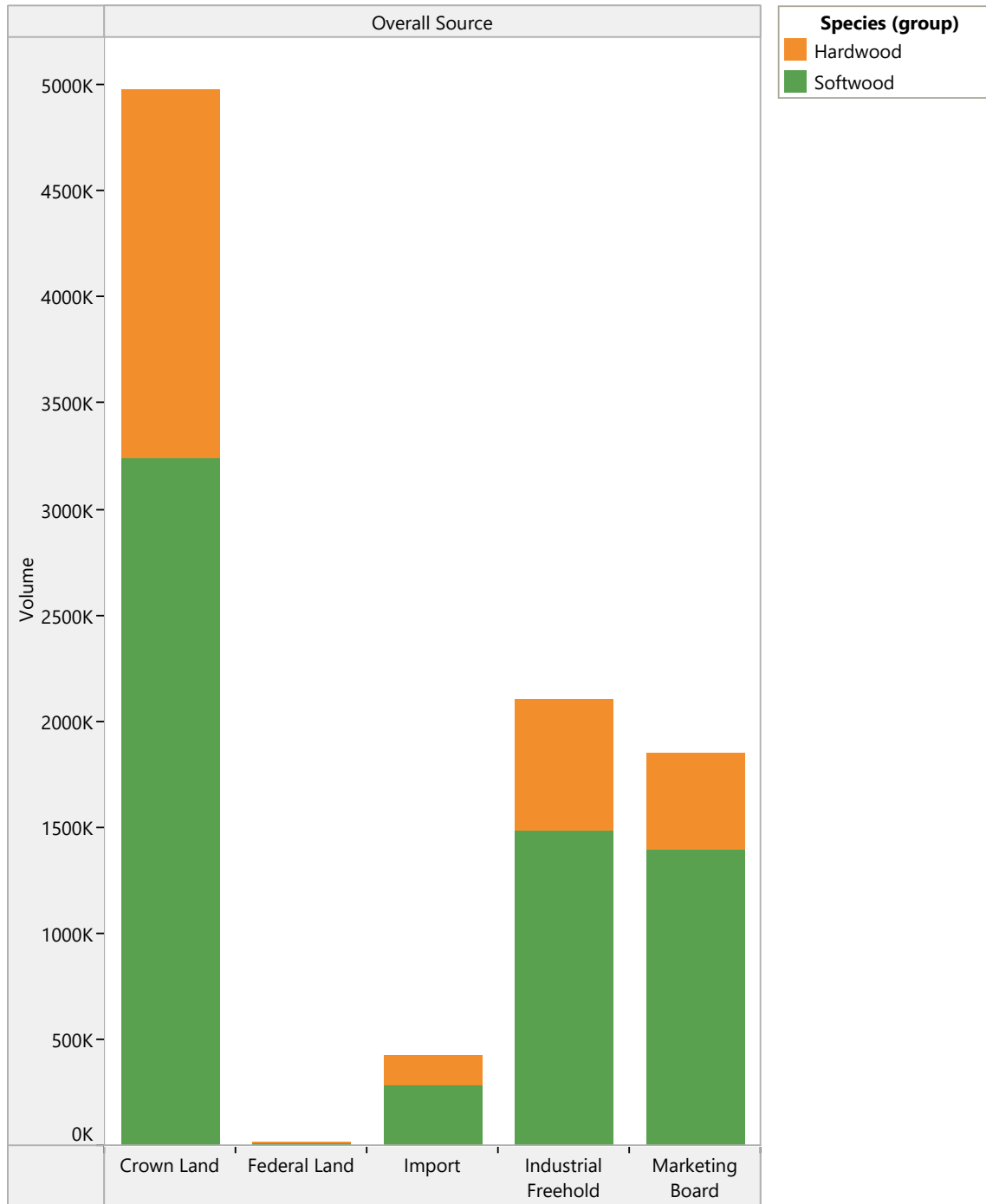


Figure 4. Total Crown Roundwood to New Brunswick Mills 2020-21

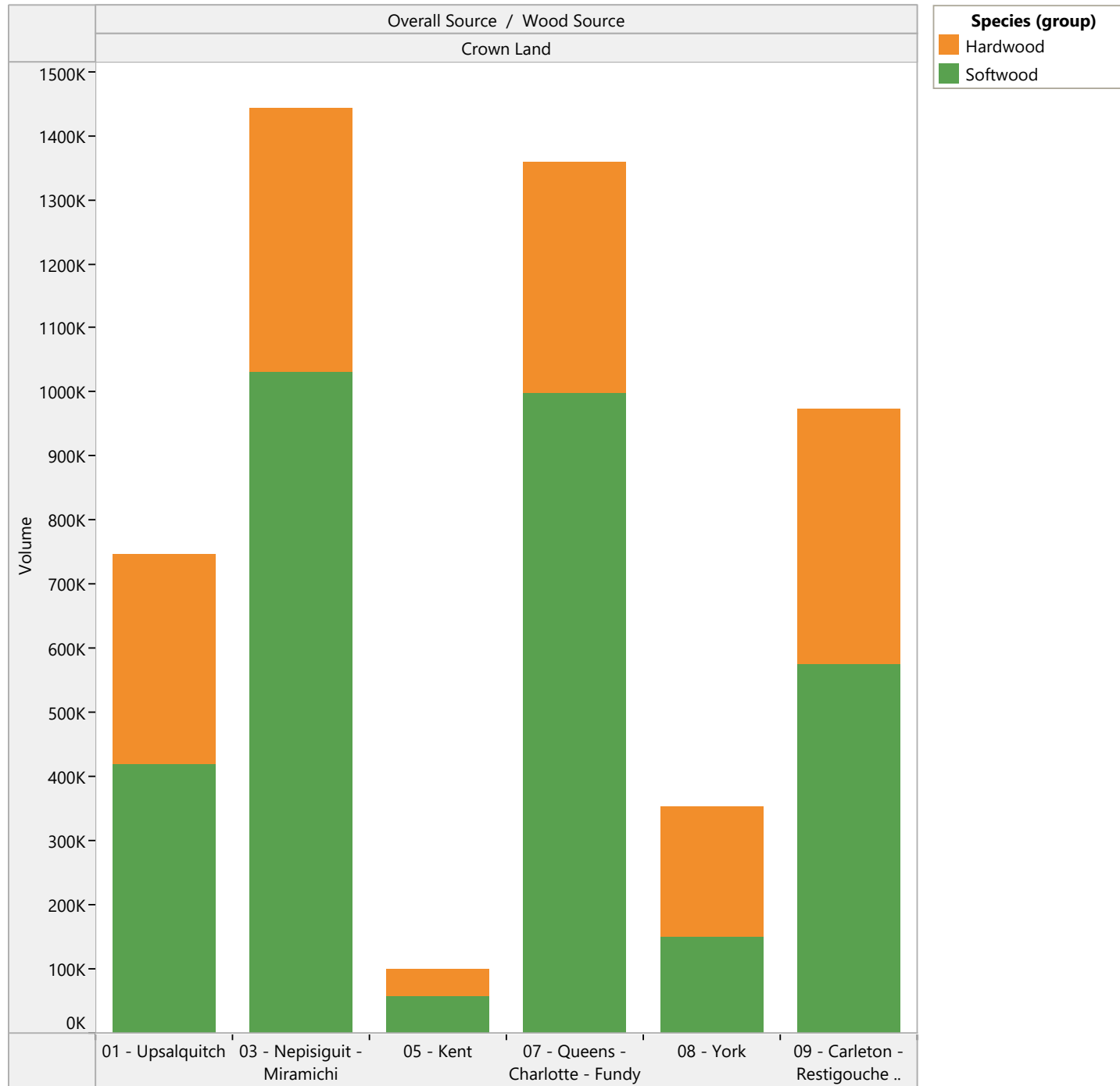


Table 3. Total Crown Roundwood to New Brunswick Mills 2020-21

Species	Product	Overall Source / Wood Source							Grand Total
		Crown Land							
		01 - Upsalquitch	03 - Nepisiguit - Miramichi	05 - Kent	07 - Queens - Charlotte - Fundy	08 - York	09 - Carleton - Restigouche - Tobique	Total	
Birch (Yellow and White)	Pulpwood	4,148	1,342		1,012	39,730	17,872	64,104	64,104
	Total	4,148	1,342		1,012	39,730	17,872	64,104	64,104
Cedar	Logs	3,054			1,216			4,270	4,270
	Shinglewood	7,791	5,009		484	3,658	3,765	20,707	20,707
	Studwood	6,331	8,997	247	3,176	2,309	2,439	23,499	23,499
	Tree Length		2,795		32	140		2,967	2,967
	Total	17,176	16,801	247	4,908	6,107	6,204	51,443	51,443
Hemlock	Logs				95	8,740	32	8,867	8,867
	Total				95	8,740	32	8,867	8,867
Mixed Hardwood	Fuelwood		1,260					1,260	1,260
	Full Tree Chips		28		263,317	21,315	3,154	287,814	287,814
	Logs	38,596	19,520	332	8,119	6,054	54,952	127,573	127,573
	Pulpwood	190,901	286,752	26,622	49,530	84,354	265,989	904,148	904,148
	Roundwood Biomass						1,384	1,384	1,384
	Studwood				262		2,449	2,711	2,711
Total	229,497	307,560	26,954	321,228	111,723	327,928	1,324,890	1,324,890	
Mixed Softwood	Logs					719	100	819	819
	Pulpwood	1,236	358			4,021		5,615	5,615
	Roundwood Biomass					4,859		4,859	4,859
	Studwood					5,140	121	5,261	5,261
	Total	1,236	358			14,739	221	16,554	16,554
Poplar	Logs	24,527	772				6,474	31,773	31,773
	Pulpwood	68,796	100,705	14,035	29,232	49,688	46,441	308,897	308,897
	Studwood				7,794			7,794	7,794
	Total	93,323	101,477	14,035	37,026	49,688	52,915	348,464	348,464
Red Pine	Logs		344		290	1,861		2,495	2,495
	Poles				12	385		397	397
	Pulpwood		109		4,582	3,867		8,558	8,558
	Tree Length				12	845		857	857
	Total		453		4,896	6,958		12,307	12,307
Spruce, Fir, Jack Pine	Full Tree Chips				65,117			65,117	65,117
	Logs	107,175	173,010	2,480	215,979	77,844	311,041	887,529	887,529
	Pulpwood		342		187,936	2,207	668	191,153	191,153
	Studwood	295,677	795,816	54,369	468,645	34,894	257,526	1,906,927	1,906,927
	Total	402,852	969,168	56,849	937,677	114,945	569,235	3,050,726	3,050,726
White Pine	Logs		45,508	964	52,184	439		99,095	99,095
	Total		45,508	964	52,184	439		99,095	99,095
Grand Total		748,232	1,442,667	99,049	1,359,026	353,069	974,407	4,976,450	4,976,450

Figure 5. Total Marketing Board Roundwood to New Brunswick Mills 2020-21

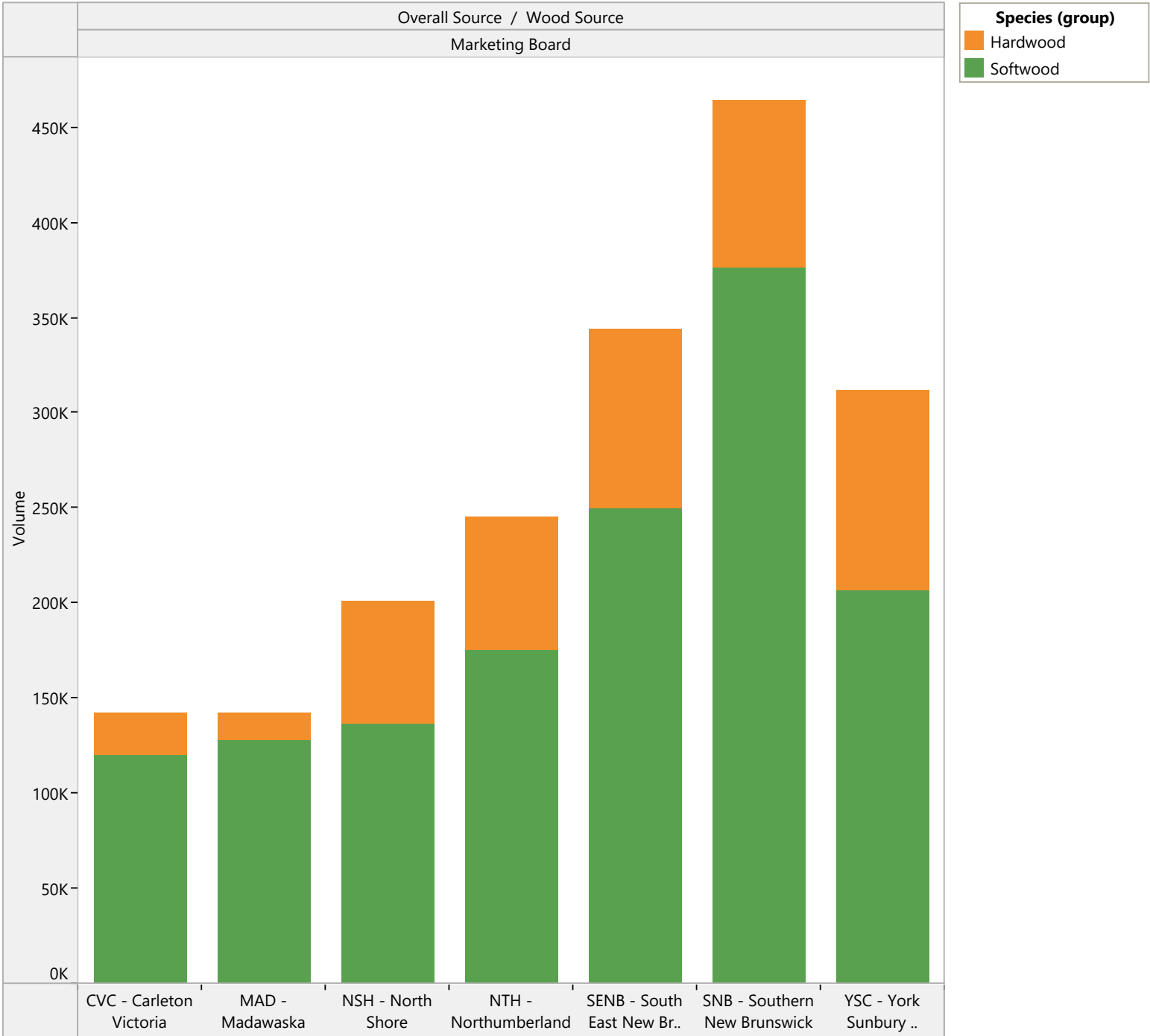


Table 4. Total Marketing Board Roundwood to New Brunswick Mills 2020-21

		Overall Source / Wood Source							
		Marketing Board							
Species	Product	CVC - Carleton Victoria	MAD - Madawaska	NSH - North Shore	NTH - Northumberland	SENB - South East New Brunswick	SNB - Southern New Brunswick	YSC - York Sunbury Charlotte	Total
Ash	Logs	219							219
	Total	219							219
Birch (Yellow and White)	Pulpwood	865	108	3,086	3,825		2,117	12,549	22,550
	Total	865	108	3,086	3,825		2,117	12,549	22,550
Cedar	Logs	1,379	4,183	235	131		672	588	7,188
	Pulpwood					187			187
	Shinglewood		95	193			12	245	545
	Studwood	11		1,108	1,247	2,018	1,066	1,838	7,288
	Tree Length				1,348		74	3,154	4,576
	Total	1,390	4,278	1,536	2,726	2,205	1,824	5,825	19,784
Hemlock	Logs	272			600	1,522	684	4,000	7,078
	Total	272			600	1,522	684	4,000	7,078
Mixed Hardwood	Full Tree Chips				4,037	15,143	42,041	8,759	69,980
	Logs	970	3,490	1,591	364	350	726	1,752	9,243
	Pulpwood	11,923	6,998	15,193	24,630	11,291	17,959	42,440	130,434
	Tree Length	2,817							2,817
	Total	15,710	10,488	16,784	29,031	26,784	60,726	52,951	212,474
Mixed Softwood	Logs							286	286
	Pulpwood	64		15,734	23,169	31,074	3,284	11,765	85,090
	Roundwood Biomass				192		13	6,042	6,247
	Studwood							296	296
	Total	64		15,734	23,361	31,074	3,297	18,389	91,919
Poplar	Logs		109	2,251					2,360
	Pulpwood	5,348	3,456	42,121	37,297	67,315	24,895	39,887	220,319
	Total	5,348	3,565	44,372	37,297	67,315	24,895	39,887	222,679
Red Pine	Logs	9	106		395	321	1,036	799	2,666
	Poles					187	222	231	640
	Pulpwood	97	807		64	387	906	136	2,397

Table 4. Total Marketing Board Roundwood to New Brunswick Mills 2020-21

Species	Product	Overall Source / Wood Source							
		Marketing Board							
		CVC - Carleton Victoria	MAD - Madawaska	NSH - North Shore	NTH - Northumberland	SENB - South East New Brunswick	SNB - Southern New Brunswick	YSC - York Sunbury Charlotte	Total
Red Pine	Tree Length						23		23
	Total	106	913		459	895	2,187	1,166	5,726
Spruce, Fir, Jack Pine	Full Tree Chips				7,183		4,223	1,422	12,828
	Logs	69,135	40,317	4,893	26,750	28,400	90,639	69,939	330,073
	Pulpwood	5,907	32,973	30,098	4,984	27,134	93,785	15,263	210,144
	Studwood	42,267	48,326	83,690	102,386	147,848	169,347	78,914	672,778
	Tree Length	877							877
	Total	118,186	121,616	118,681	141,303	203,382	357,994	165,538	1,226,700
Tamarack (Larch)	Logs	158	1,054				8		1,220
	Pulpwood	94							94
	Tree Length	4							4
	Total	256	1,054				8		1,318
White Pine	Logs			471	6,744	10,565	10,011	11,621	39,412
	Total			471	6,744	10,565	10,011	11,621	39,412
Grand Total		142,416	142,022	200,664	245,346	343,742	463,743	311,926	1,849,859

Table 5. Total Roundwood Deliveries to Licensee/Sub-Licensee Mills by Source

Mill	Overall Source	Wood_Source	Species	Product	Operating Year				
					2020	2019	2018	2017	2016
Arbec Forest Products	Crown Land	03 - Nepisiguit - Miramichi	Mixed Hardwood	Pulpwood	194,599	130,348	124,344	108,765	125,717
			Mixed Softwood	Pulpwood		102,967	91,924	92,915	103,839
			Poplar	Pulpwood	94,208	74,864	64,554	68,918	58,502
		05 - Kent	Mixed Hardwood	Pulpwood	26,622	13,055	11,116	15,118	15,434
			Mixed Softwood	Pulpwood		13,361	12,757	2,273	10,706
			Poplar	Pulpwood	14,035	14,186	18,192	14,392	12,388
		07 - Queens - Charlotte - Fundy	Mixed Hardwood	Pulpwood	288		4,533	19,975	23,861
				Studwood	262				
			Mixed Softwood	Pulpwood		418	1,138	4,400	4,883
			Poplar	Pulpwood		11,273	13,729	23,619	19,807
				Studwood	7,794				
		Total				337,808	360,472	342,287	350,375
	Federal Land	First Nation Reserves	Mixed Hardwood	Pulpwood	63		228		
			Mixed Softwood	Pulpwood		562	38		357
			Poplar	Pulpwood		1,036	369	349	165
		Total			63	1,598	635	349	522
	Import	Nova Scotia	Mixed Hardwood	Pulpwood		57		806	304
			Mixed Softwood	Pulpwood	30				
			Poplar	Pulpwood	11,487	5,331	18,272	877	1,446
		Prince Edward Island	Mixed Hardwood	Pulpwood			22		
			Poplar	Pulpwood	14,010	18,597		12,899	13,195
		Québec	Poplar	Pulpwood		239	2,913	2,427	6,980
		Total			25,527	24,224	21,207	17,009	21,925
	Industrial Freehold	Fornebu Lumber	Mixed Hardwood	Pulpwood	111		419	1,615	86
			Mixed Softwood	Pulpwood	51		323	2,018	2,352
			Poplar	Pulpwood	194		497	1,797	1,756
		J.D. Irving	Mixed Hardwood	Pulpwood	365	326	69	41	107
			Mixed Softwood	Pulpwood	163	13		3,660	4,590
			Poplar	Pulpwood	1,351	863	3,367	1,082	3,527
		Total			2,235	1,202	4,675	10,213	12,418
	Marketing Board	NSH - North Shore	Mixed Hardwood	Pulpwood	9,328	9,259	4,775	5,630	3,718
			Mixed Softwood	Pulpwood	15,734	18,672	10,550	11,113	11,601

Table 5. Total Roundwood Deliveries to Licensee/Sub-Licensee Mills by Source

Mill	Overall Source	Wood_Source	Species	Product	Operating Year					
					2020	2019	2018	2017	2016	
Arbec Forest Products	Marketing Board	NSH - North Shore	Poplar	Pulpwood	35,426		24,433	21,895	21,456	
		NTH - Northumberland	Mixed Hardwood	Pulpwood	16,374	13,991	11,134	12,497	16,735	
			Mixed Softwood	Pulpwood	22,513		27,060	25,640	31,351	
		SENB - South East New Brunswick	Poplar	Pulpwood	28,308	33,713	29,947	35,238	40,885	
			Mixed Hardwood	Pulpwood	9,418	13,601	11,576	11,026	9,937	
			Mixed Softwood	Pulpwood	31,074	39,626	26,649	27,707	26,160	
		SNB - Southern New Brunswick	Poplar	Pulpwood	62,189	67,600	57,865	46,187	47,050	
			Mixed Hardwood	Pulpwood		920	2,760	2,810	2,656	
			Mixed Softwood	Pulpwood	3,284	3,242	3,419	5,144	4,037	
		YSC - York Sunbury Charlotte	Poplar	Pulpwood	7,612	5,315	7,115	8,611	7,982	
			Mixed Hardwood	Pulpwood	110	812	127	830	516	
			Mixed Softwood	Pulpwood	231	904	108	717	709	
				Poplar	Pulpwood	428	649	168	594	481
				Total			242,029	208,304	217,686	215,639
	Total				607,662	595,800	586,490	593,585	635,276	
AV Cell Inc.	Crown Land	01 - Upsalquitch	Birch (Yellow and White)	Pulpwood	4,108					
			Mixed Hardwood	Pulpwood	108,938	100,044	76,693	100,688	102,130	
			Mixed Softwood	Pulpwood	1,194					
			Mixed Species	Roundwood Biomass			1,921			
			Poplar	Pulpwood	16,134					
			Spruce, Fir, Jack Pine	Pulpwood		3,581	5,864			
		03 - Nepisiguit - Miramichi	Birch (Yellow and White)	Pulpwood	1,342					
			Mixed Hardwood	Pulpwood	55,808	55,179	46,485	37,793	33,090	
			Mixed Softwood	Pulpwood	358					
			Poplar	Pulpwood	1,445					
		07 - Queens - Charlotte - Fu..	Spruce, Fir, Jack Pine	Pulpwood		50				
			Mixed Hardwood	Pulpwood					30,170	
		09 - Carleton - Restigouche - Tobique	Mixed Hardwood	Pulpwood	33,103	29,540	26,400	48,384		
			Poplar	Pulpwood	82					
		Total			222,512	188,394	157,363	186,865	165,390	
Industrial Freehold	Acadian Timber	Mixed Hardwood	Pulpwood	1,682	9,849	7,040	18,177	11,243		
	J.D. Irving	Mixed Hardwood	Pulpwood	15,281	7,496	3,268	2,097	10,067		

Table 5. Total Roundwood Deliveries to Licensee/Sub-Licensee Mills by Source

Mill	Overall Source	Wood_Source	Species	Product	Operating Year					
					2020	2019	2018	2017	2016	
AV Cell Inc.	Freehold	Total			16,963	17,345	10,308	20,274	21,310	
	Marketing Board	NSH - North Shore	Mixed Hardwood	Pulpwood	1,305	1,238	1,727	6,843	8,561	
		Total			1,305	1,238	1,727	6,843	8,561	
Total					240,780	206,977	169,398	213,982	195,261	
AV Nackawic Inc.	Crown Land	01 - Upsalquitch	Birch (Yellow and White)	Pulpwood	40					
			Mixed Hardwood	Pulpwood	13,833	30,234	36,501	22,876	9,281	
			Mixed Softwood	Pulpwood	42					
			Poplar	Pulpwood	41,888	86,265	128,061	164,476	111,776	
		03 - Nepisiguit - Miramichi	Birch (Yellow and White)	Pulpwood		2,466				
			Mixed Hardwood	Pulpwood	1,770	8,640	9,727	7,778	5,390	
			Poplar	Pulpwood	4,243	13,991	28,274	27,959	34,919	
		07 - Queens - Charlotte - Fundy	Birch (Yellow and White)	Pulpwood	1,012	468	670	484	1,185	
			Mixed Hardwood	Pulpwood	2,035	1,285	1,595	19,554	19,868	
			Poplar	Pulpwood	29,232	16,116	22,555	16,709	13,525	
		08 - York	Birch (Yellow and White)	Pulpwood	39,730	34,367	28,591	26,064	25,948	
				Tree Length		1,177				
			Cedar	Shinglewood	495	590	1,295			
				Studwood	753	637	1,429			
				Tree Length	8					
			Hemlock	Logs	240	263	179			
			Mixed Hardwood	Logs	894	2,662	1,255			
				Pulpwood	82,033	97,523	81,485	94,488	91,282	
				Tree Length		2,348				
			Mixed Softwood	Logs	719					
				Pulpwood	4,021					
				Roundwood Biomass	4,859					
				Studwood	5,140					
		Mixed Species	Roundwood Biomass			5,343				
		Other Softwood	Roundwood Biomass		8,743		1,870	427		
		Poplar	Pulpwood	49,688	40,059	34,018	43,563	44,688		
			Tree Length		69					
Red Pine	Studwood		125							

Table 5. Total Roundwood Deliveries to Licensee/Sub-Licensee Mills by Source

Mill	Overall Source	Wood_Source	Species	Product	Operating Year					
					2020	2019	2018	2017	2016	
AV Nackawic Inc.	Crown Land	08 - York	Spruce, Fir, Jack Pine	Logs		3,995	1,168			
				Pulpwood			2,029	74		
				Studwood		1,916				
				Tree Length		56				
		White Pine	Logs	334	111	826				
		09 - Carleton - Restigouche - Tobique	Birch (Yellow and White)	Pulpwood	17,872	4,951	784	646	25	
				Tree Length		2,779				
			Cedar	Shinglewood	85	8				
				Studwood	10					
			Hemlock	Logs	32					
				Logs	257	204	13			
				Pulpwood	100,134	83,433	87,963	59,601	63,202	
			Mixed Hardwood	Tree Length		8,500	626			
				Logs	100					
			Mixed Softwood	Studwood	121					
	Other Softwood			Roundwood Biomass		122				
	Poplar	Pulpwood	39,840	57,453	49,789	44,125	40,101			
		Tree Length		62						
	Spruce, Fir, Jack Pine	Logs		21						
		Studwood		4						
	Total					441,460	511,643	524,176	530,267	461,617
	Federal Land	Acadia Research Forest		Birch (Yellow and White)	Pulpwood		428		237	246
				Mixed Hardwood	Pulpwood		440		501	444
				Poplar	Pulpwood		343		18	1,173
		CFB Gagetown		Birch (Yellow and White)	Pulpwood	373	1,411	2,151	573	3,406
				Mixed Hardwood	Logs		138			
					Pulpwood	1,885	5,398	6,527	4,681	7,865
Mixed Species				Roundwood Biomass			897			
Other Softwood				Roundwood Biomass		1,081				
Poplar				Pulpwood	1,128	5,381	4,563	2,869	3,117	
Spruce, Fir, Jack Pine			Logs			121				
			Pulpwood			42				

Table 5. Total Roundwood Deliveries to Licensee/Sub-Licensee Mills by Source

Mill	Overall Source	Wood_Source	Species	Product	Operating Year					
					2020	2019	2018	2017	2016	
AV Nackawic Inc.	Federal Land	CFB Gagetown	Spruce, Fir, Jack Pine	Studwood			305			
		First Nation Reserves	Poplar	Pulpwood		27				
		Total				3,386	14,647	14,606	8,879	16,251
	Import	Maine	Mixed Hardwood	Pulpwood	721	201				12,002
		Nova Scotia	Mixed Hardwood	Pulpwood						6,418
			Poplar	Pulpwood						6,483
		Québec	Mixed Hardwood	Pulpwood						19,999
		Total			721	201				44,902
	Industrial Freehold	Acadian Timber	Mixed Hardwood	Pulpwood	4,294	17,571	16,425	16,407	48,452	
				Tree Length			230	5,376		
		Birch (Yellow and White)	Pulpwood	14,218	12,135	3,494	1,882	2,560		
			Shinglewood	515						
			Studwood	1,174						
			Tree Length	179						
		Cedar	Shinglewood		628	60				
			Studwood		854	210				
		Hemlock	Logs	55	181	6				
		Mixed Hardwood	Logs	801	364	73				
			Pulpwood	53,912	26,520	17,520	9,730	10,366		
		AV Nackawic	Mixed Softwood	Logs	1,519					
				Pulpwood	1,834					
				Roundwood Biomass	2,578					
				Studwood	4,028					
		Mixed Species	Roundwood Biomass			3,522				
		Other Softwood	Roundwood Biomass		6,372		112	1,331		
		Poplar	Pulpwood	21,474	23,757	7,692	10,897	2,098		
	Spruce, Fir, Jack Pine	Logs		319	93					
		Pulpwood			71					
Studwood			559	80						
White Pine	Logs	19	100	54						
H.J. Crabbe & Sons	Birch (Yellow and White)	Pulpwood		10						
	Mixed Hardwood	Pulpwood	338	6,817	10,230	13,781	24,648			

Table 5. Total Roundwood Deliveries to Licensee/Sub-Licensee Mills by Source

Mill	Overall Source	Wood_Source	Species	Product	Operating Year					
					2020	2019	2018	2017	2016	
AV Nackawic Inc.	Industrial Freehold	H.J. Crabbe & Sons	Mixed Species	Roundwood Biomass			34			
			Other Softwood	Roundwood Biomass		64				
			Poplar	Pulpwood		2,938	6,004	8,943	5,217	
		J.D. Irving	Birch (Yellow and White)	Pulpwood					146	3,884
			Mixed Hardwood	Pulpwood	54,734	42,537	47,920	51,853	55,795	
			Mixed Softwood	Pulpwood	7,188					
				Roundwood Biomass	213					
			Poplar	Pulpwood	52,720	31,114	41,621	49,130	35,918	
			Total			221,793	172,840	155,339	168,257	190,269
		Marketing Board	CVC - Carleton Victoria	Birch (Yellow and White)	Pulpwood	865	3,038	2,417	40	32
	Tree Length						21			
	Cedar			Shinglewood		49				
				Studwood		340				
	Hemlock			Logs		10				
				Logs		35				
	Mixed Hardwood			Pulpwood	11,348	5,862	9,284	2,143	12,691	
				Tree Length		381		404		
	Mixed Softwood			Pulpwood	64					
	Other Softwood			Roundwood Biomass		2,437				
	Poplar			Pulpwood	5,020	5,814	8,226	3,393	10,168	
				Tree Length		28	17	194		
	Spruce, Fir, Jack Pine			Logs		19				
	MAD - Madawaska			Birch (Yellow and White)	Pulpwood	108				140
				Mixed Hardwood	Pulpwood	13				305
				Poplar	Pulpwood	22	826	188		2,274
	NSH - North Shore			Mixed Hardwood	Pulpwood					735
	NTH - Northumberland			Birch (Yellow and White)	Pulpwood	3,762	3,326	374	346	
Mixed Hardwood				Pulpwood	7,785	7,623	7,497	5,277	3,076	
Mixed Softwood			Pulpwood	656						
		Roundwood Biomass	192							
Other Softwood		Roundwood Biomass		950						
Poplar	Pulpwood	8,043	12,704	8,619	3,474	6,085				

Table 5. Total Roundwood Deliveries to Licensee/Sub-Licensee Mills by Source

Mill	Overall Source	Wood_Source	Species	Product	Operating Year				
					2020	2019	2018	2017	2016
AV Nackawic Inc.	Marketing Board	SENB - South East New Brunswick	Birch (Yellow and White)	Pulpwood		501			
			Mixed Hardwood	Pulpwood	240	1,251	2,099		309
			Poplar	Pulpwood	4,133	7,158	540	862	2,182
		SNB - Southern New Brunswick	Birch (Yellow and White)	Pulpwood	2,117	650	478	681	363
				Cedar	Shinglewood	12			
				Studwood	9				
			Mixed Hardwood	Logs	391				
				Pulpwood	10,214	2,269		3,974	7,273
			Mixed Softwood	Roundwood Biomass	13				
			Mixed Species	Roundwood Biomass			13		
			Poplar	Pulpwood	17,221	15,721	13,598	14,289	17,630
			White Pine	Logs	37				
			YSC - York Sunbury Charlotte	Birch (Yellow and White)	Logs		53		
		Pulpwood			12,549	12,274	5,558	6,986	8,016
		Cedar		Shinglewood	245	15	167		
				Studwood	391	237	325		
				Tree Length	238				
		Hemlock		Logs		26	21		
		Mixed Hardwood		Logs	194	96	82		
				Pulpwood	37,564	34,175	21,254	31,734	26,376
				Tree Length		6,048	1,523	103	
		Mixed Softwood		Logs	286				
				Pulpwood	11,534				
				Roundwood Biomass	6,042		736		
				Studwood	296				
		Mixed Species		Roundwood Biomass			5,327		
		Other Softwood		Roundwood Biomass		12,768			
		Poplar	Pulpwood	39,215	30,360	27,180	36,439	41,598	
			Tree Length		94	324	332		
		Spruce, Fir, Jack Pine	Logs		50	84			
			Pulpwood			155			
			Studwood		107	264			

Table 5. Total Roundwood Deliveries to Licensee/Sub-Licensee Mills by Source

Mill	Overall Source	Wood_Source	Species	Product	Operating Year				
					2020	2019	2018	2017	2016
AV Nackawic Inc.	Marketing Board	YSC - York Sunbury Charlotte	White Pine	Logs	11	28			
		Total			180,830	167,323	116,371	110,671	139,253
	Total				848,190	866,654	810,492	818,074	852,292
Canusa Cedar Inc.	Crown Land	01 - Upsalquitch	Cedar	Shinglewood	1,296	8,788	1,534	1,722	700
		03 - Nepisiguit - Miramichi	Cedar	Shinglewood	2,354	4,196	1,442	1,834	2,669
		07 - Queens - Charlotte - Fu..	Cedar	Shinglewood	122				746
		08 - York	Cedar	Shinglewood	2,021	1,734	1,527	1,132	1,148
		09 - Carleton - Restigouche ..	Cedar	Shinglewood	2,622	3,104	1,427	2,736	3,011
		Total			8,415	17,822	5,930	7,424	8,274
	Federal Land	First Nation Reserves	Cedar	Shinglewood				121	
		Total						121	
	Import	Maine	Cedar	Shinglewood	1,797		294	137	
		Québec	Cedar	Shinglewood		190	857		
		Total			1,797	190	1,151	137	
	Industrial Freehold	Acadian Timber	Cedar	Shinglewood	1,191	864	432	4,156	3,503
		AV Cell	Cedar	Shinglewood	53			140	
		AV Nackawic	Cedar	Shinglewood		370			452
		Devon Lumber	Cedar	Shinglewood	240	688	530	512	679
		Fornebu Lumber	Cedar	Shinglewood				95	
		J.D. Irving	Cedar	Shinglewood	5,211	5,690	1,855	932	55
		Total			6,695	7,612	2,817	5,835	4,689
	Marketing Board	CVC - Carleton Victoria	Cedar	Shinglewood				414	489
		MAD - Madawaska	Cedar	Shinglewood	95	254	434	546	992
		Total			95	254	434	960	1,481
Total				17,002	25,878	10,332	14,477	14,444	
Chaleur Sawmills Associates	Crown Land	01 - Upsalquitch	Spruce, Fir, Jack Pine	Studwood	175,085	189,139	190,171	197,120	182,615
		03 - Nepisiguit - Miramichi	Spruce, Fir, Jack Pine	Studwood	245,117	260,290	250,582	267,997	251,297
		Total			420,202	449,429	440,753	465,117	433,912
	Import	Maine	Spruce, Fir, Jack Pine	Studwood	38,142				
		Québec	Spruce, Fir, Jack Pine	Studwood		65,005	59,725	32,354	72,714
		Total			38,142	65,005	59,725	32,354	72,714
Industrial	Fornebu Lumber	Spruce, Fir, Jack Pine	Studwood	3,468	8,384	7,871		3,732	

Table 5. Total Roundwood Deliveries to Licensee/Sub-Licensee Mills by Source

Mill	Overall Source	Wood_Source	Species	Product	Operating Year				
					2020	2019	2018	2017	2016
Chaleur Sawmills Associates	Industrial Freehold	J.D. Irving	Spruce, Fir, Jack Pine	Studwood				6	18,790
		North American Forest Prod..	Spruce, Fir, Jack Pine	Studwood				50	
		Total				3,468	8,384	7,871	56
	Marketing Board	NSH - North Shore	Spruce, Fir, Jack Pine	Pulpwood					471
				Studwood	26,238	27,354	16,609	14,785	37,321
		NTH - Northumberland	Spruce, Fir, Jack Pine	Studwood	4,266	8,893	5,470	13,708	17,875
		SENB - South East New Bru..	Spruce, Fir, Jack Pine	Studwood	78	172		645	1,571
	Total				30,582	36,419	22,079	29,138	57,238
	Total				492,394	559,237	530,428	526,665	586,386
	Clair Industrial Development Corp. Ltd.	Crown Land	01 - Upsalquitch	Cedar	Shinglewood	821	812		
				Studwood	2,362	907			
Poplar				Lathwood		31			
07 - Queens - Charlotte - Fundy			Cedar	Shinglewood	362			496	2,716
				Studwood	3,176				
08 - York			Cedar	Shinglewood	1,142	391	1,304	2,411	2,625
				Studwood	1,375	540	1,585	809	848
09 - Carleton - Restigouche - Tobique			Cedar	Shinglewood	1,058	3,769	1,216	6,095	3,508
				Studwood	2,423	1,891	848	3,579	2,371
				Mixed Hardwood	2,449				
Poplar		Lathwood		5,244	4,040				
Total					15,168	13,585	8,993	13,390	12,068
Import		Maine	Cedar	Shinglewood	6,857	14,584	17,071	13,716	8,097
				Studwood	14,000	4,939	9,602	9,149	12,176
		Total				20,857	19,523	26,673	22,865
Industrial Freehold		Acadian Timber	Cedar	Shinglewood	260				220
				Studwood	600				568
	AV Nackawic	Cedar	Shinglewood				79		
	H.J. Crabbe & Sons	Cedar	Shinglewood				175		
			Studwood				4,253		
	J.D. Irving	Cedar	Shinglewood	170	4,890	3,877	6,963		
			Studwood	5,738	2,690	2,207			
Poplar	Lathwood		2,100	3,296					

Table 5. Total Roundwood Deliveries to Licensee/Sub-Licensee Mills by Source

Mill	Overall Source	Wood_Source	Species	Product	Operating Year					
					2020	2019	2018	2017	2016	
Clair Industrial Development Corp. Ltd.	Freehold	Total			6,768	9,680	9,380	11,470	788	
	Marketing Board	MAD - Madawaska	Cedar	Shinglewood					150	
		Total							150	
Total					42,793	42,788	45,046	47,725	33,279	
Delco Forest Products Ltd.	Crown Land	03 - Nepisiguit - Miramichi	Spruce, Fir, Jack Pine	Pulpwood		266	5,730		12,285	
				Studwood	112,032	77,344	137,681	133,086	97,469	
		05 - Kent	Spruce, Fir, Jack Pine	Pulpwood		2,152	4,943		6,320	
				Studwood	52,536	46,288	52,583	52,663	40,847	
		07 - Queens - Charlotte - Fundy	Spruce, Fir, Jack Pine	Pulpwood		134	436	517		
				Studwood		4,251	9,232	5,433	11,049	
		Total				164,568	130,435	210,605	191,699	167,970
		Federal Land	First Nation Reserves	Spruce, Fir, Jack Pine	Pulpwood		33	275		
	Studwood					867	3,796	786	2,406	
	Total				900	4,071	786	2,406		
	Import	Prince Edward Island	Spruce, Fir, Jack Pine	Studwood	608			197		
		Total			608			197		
	Industrial Freehold	Fornebu Lumber	Spruce, Fir, Jack Pine	Studwood			481	4,471	3,924	
		Total					481	4,471	3,924	
	Marketing Board	NSH - North Shore	Spruce, Fir, Jack Pine	Pulpwood			1,177			
				Studwood		4,317	9,990		210	
		NTH - Northumberland	Spruce, Fir, Jack Pine	Pulpwood			2,713			
				Studwood	37,491	35,000	29,400	4,824	13,890	
		SENB - South East New Brunswick	Spruce, Fir, Jack Pine	Pulpwood			35,344	4,445	905	
				Studwood	122,877	115,304	94,147	86,739	44,950	
		SNB - Southern New Brunswick	Spruce, Fir, Jack Pine	Pulpwood			747			
				Studwood	10,687	402	3,001	2,412		
	YSC - York Sunbury Charlotte	Spruce, Fir, Jack Pine	Studwood	8,477	6,510					
Total				179,532	161,533	176,519	98,420	59,955		
Total					344,708	292,868	391,676	295,573	234,255	
Devon Lumber Co. Ltd.	Crown Land	07 - Queens - Charlotte - Fundy	Cedar	Tree Length	32	515	81	253	592	
			Spruce, Fir, Jack Pine	Pulpwood	4,184	5,898	8,598	5,157	4,831	
		Studwood		21,054	24,640	34,769	29,612	34,609		

Table 5. Total Roundwood Deliveries to Licensee/Sub-Licensee Mills by Source

Mill	Overall Source	Wood_Source	Species	Product	Operating Year				
					2020	2019	2018	2017	2016
Devon Lumber Co. Ltd.	Crown Land	08 - York	Cedar	Tree Length	132	1,219	377	375	1,730
			Spruce, Fir, Jack Pine	Pulpwood	2,207	2,687	4,801		
				Studwood	6,752	6,790	14,242	15,673	12,788
		Total				34,361	41,749	62,868	51,070
	Federal Land	Acadia Research Forest	Spruce, Fir, Jack Pine	Studwood					433
		CFB Gagetown	Spruce, Fir, Jack Pine	Pulpwood			112	776	
				Studwood		169	285	3,108	
		Total					169	397	3,884
	Industrial Freehold	AV Nackawic	Cedar	Tree Length	1,312	427		129	
		H.J. Crabbe & Sons	Cedar	Tree Length	324	913	2,229	1,254	874
		Total				1,636	1,340	2,229	1,383
	Marketing Board	CVC - Carleton Victoria	Cedar	Tree Length			787		135
		NTH - Northumberland	Cedar	Logs				85	
				Tree Length	1,348	537	182	54	200
			Spruce, Fir, Jack Pine	Pulpwood	2,100		1,332	150	
				Studwood	416	702	5,502	1,535	1,783
		SENB - South East New Bru..	Spruce, Fir, Jack Pine	Studwood		510			216
		SNB - Southern New Brunswick	Cedar	Studwood	450				
				Tree Length	74				918
			Spruce, Fir, Jack Pine	Studwood		451	222	548	957
		YSC - York Sunbury Charlotte	Cedar	Logs				222	
				Studwood	291			10	
				Tree Length	2,916	1,777	2,150	8,455	2,302
			Spruce, Fir, Jack Pine	Pulpwood	331	43	195	638	
	Studwood			8,724	11,404	5,585	2,167	5,998	
	Total				16,650	15,424	15,955	13,864	12,509
	Total				52,647	58,682	81,449	70,201	68,366
Eric Goguen & Sons Ltd.	Crown Land	03 - Nepisiguit - Miramichi	Mixed Softwood	Logs		11,897			
			Spruce, Fir, Jack Pine	Logs	15,741		12,495	7,587	3,981
		05 - Kent	Mixed Softwood	Logs		2,413			
			Spruce, Fir, Jack Pine	Logs	2,480		2,387	2,092	2,346
		07 - Queens - Charlotte - Fu..	Spruce, Fir, Jack Pine	Logs			421	3,960	4,069

Table 5. Total Roundwood Deliveries to Licensee/Sub-Licensee Mills by Source

Mill	Overall Source	Wood_Source	Species	Product	Operating Year				
					2020	2019	2018	2017	2016
Eric Goguen & Sons Ltd.	Crown Land	Total			18,221	14,310	15,303	13,639	10,396
	Import	Nova Scotia	Hemlock	Logs					167
		Prince Edward Island	Spruce, Fir, Jack Pine	Logs				50	277
		Total						50	444
	Marketing Board	SENB - South East New Brunswick	Hemlock	Logs	1,400		2,325	1,060	1,611
			Mixed Softwood	Logs		18,205			
			Spruce, Fir, Jack Pine	Logs	9,285		10,895	11,954	20,878
			White Pine	Logs	950		1,540	488	1,652
		SNB - Southern New Brunswick	Hemlock	Logs			210	58	
			Spruce, Fir, Jack Pine	Logs			1,870	2,984	5,918
			White Pine	Logs			380	6	90
	Total			11,635	18,205	17,220	16,550	30,149	
Total				29,856	32,515	32,523	30,239	40,989	
Flakeboard - St. Stephen	Crown Land	07 - Queens - Charlotte - Fundy	Mixed Hardwood	Full Tree Chips	34,264	43,039	23,700	20,077	21,671
				Pulpwood	22,378	18,207	60,100	14,862	14,009
		08 - York	Mixed Hardwood	Full Tree Chips	15,421	12,787	7,523	8,070	3,281
				Pulpwood	2,321	1,494	1,105	1,130	1,869
		09 - Carleton - Restigouche - Tobique	Mixed Hardwood	Full Tree Chips	100			11,632	23,970
	Pulpwood			9,961	11,311	18,055	46,558	30,044	
	Total			84,445	86,838	110,483	102,329	94,844	
	Federal Land	Acadia Research Forest	Mixed Hardwood	Pulpwood	615				982
		Total			615				982
	Import	Maine	Mixed Hardwood	Full Tree Chips		29,888	29,437	58,062	28,685
				Pulpwood	16,131	609			3,234
		Total			16,131	30,497	29,437	58,062	31,919
	Industrial Freehold	AV Nackawic	Mixed Hardwood	Full Tree Chips					1,025
		Total							1,025
	Marketing Board	SNB - Southern New Bruns..	Mixed Hardwood	Full Tree Chips			1,267	1,808	33,777
				Full Tree Chips					
		YSC - York Sunbury Charlotte	Mixed Hardwood	Pulpwood	1,755	263	1,191	1,540	2,606
Spruce, Fir, Jack Pine				Full Tree Chips				177	
Total			1,755	263	2,458	3,525	45,800		

Table 5. Total Roundwood Deliveries to Licensee/Sub-Licensee Mills by Source

Mill	Overall Source	Wood_Source	Species	Product	Operating Year				
					2020	2019	2018	2017	2016
St. Stephen	Total				102,946	117,598	142,378	163,916	174,570
Fornebu Lumber Company Inc.- Bathurst Sawmill	Crown Land	01 - Upsalquitch	Spruce, Fir, Jack Pine	Studwood	3,950				
		03 - Nepisiguit - Miramichi	Spruce, Fir, Jack Pine	Studwood	364,811	319,936	328,900	291,213	303,614
		07 - Queens - Charlotte - Fu..	Spruce, Fir, Jack Pine	Studwood				285	
		Total			368,761	319,936	328,900	291,498	303,614
	Federal Land	First Nation Reserves	Spruce, Fir, Jack Pine	Studwood		2,178	156		252
		Total				2,178	156		252
	Industrial Freehold	Fornebu Lumber	Spruce, Fir, Jack Pine	Studwood	74		548	12,218	2,625
		Total			74		548	12,218	2,625
	Marketing Board	NSH - North Shore	Spruce, Fir, Jack Pine	Studwood	31,924	73,161	39,114	42,857	48,959
		NTH - Northumberland	Spruce, Fir, Jack Pine	Studwood	28,033	28,714	19,047	32,380	32,657
		SENB - South East New Bru..	Spruce, Fir, Jack Pine	Studwood	2,086	6,779	1,506	9	8,556
		SNB - Southern New Bruns..	Spruce, Fir, Jack Pine	Studwood	38			41	
		Total			62,081	108,654	59,667	75,287	90,172
Total				430,916	430,768	389,271	379,003	396,663	
Garant, Div. of Hanson Kidde Canada Inc.	Crown Land	08 - York	Ash	Logs					21
			Mixed Hardwood	Logs				560	
		Total						560	21
	Import	Maine	Mixed Hardwood	Logs				26,600	
		Total						26,600	
	Industrial Freehold	AV Nackawic	Mixed Hardwood	Logs					365
		Total							365
	Marketing Board	CVC - Carleton Victoria	Ash	Logs					513
			Mixed Hardwood	Logs				283	
		YSC - York Sunbury Charlotte	Ash	Logs					145
			Mixed Hardwood	Logs				128	19
Total						411	677		
Total							27,571	1,063	
Groupe Savoie Inc.	Crown Land	01 - Upsalquitch	Mixed Hardwood	Logs	38,240	38,950	22,692	20,390	21,099
				Pulpwood	68,130	113,633	106,452	73,748	92,212
			Poplar	Logs	24,527	31,505	31,853	39,837	37,809
				Pulpwood	10,774	28,938	7,939	21,871	19,016

Table 5. Total Roundwood Deliveries to Licensee/Sub-Licensee Mills by Source

Mill	Overall Source	Wood_Source	Species	Product	Operating Year				
					2020	2019	2018	2017	2016
Groupe Savoie Inc.	Crown Land	03 - Nepisiguit - Miramichi	Mixed Hardwood	Logs	15,565	14,563	16,122	14,104	15,994
				Pulpwood	34,575	15,191	32,205	42,196	47,455
		Poplar	Logs	772	3,137	110	2,677	3,497	
			Pulpwood	809	1,479	459	459	776	
		07 - Queens - Charlotte - Fu..	Mixed Hardwood	Logs	4,888	5,936	8,847	9,281	10,236
		08 - York	Mixed Hardwood	Logs	3,012	4,413	3,013	2,298	4,218
				Pulpwood					2,617
			Poplar	Pulpwood					1
		09 - Carleton - Restigouche - Tobique	Mixed Hardwood	Logs	23,709	21,036	28,424	20,114	24,534
				Pulpwood	122,791	117,031	119,310	113,756	136,899
	Poplar		Logs	6,474	3,619	6,305	2,387	6,029	
			Pulpwood	6,519	7,292	3,800	1,597	2,254	
	Total				360,785	406,723	387,531	364,715	424,646
	Import	Maine	Mixed Hardwood	Logs	6,500	9,978	5,401	5,495	14,087
		Québec	Mixed Hardwood	Logs	2,487	2,104	3,158	5,883	6,916
				Pulpwood	634	810	195	195	190
			Poplar	Logs	290	6	26	108	1,554
		Pulpwood						91	
	Total				9,911	12,898	8,780	11,681	22,838
	Industrial Freehold	Acadian Timber	Mixed Hardwood	Logs	24,307	22,631	11,050	13,521	19,264
				Pulpwood	8,127	12,074	8,370	15,123	12,614
		AV Cell	Mixed Hardwood	Logs	37				
		Fornebu Lumber	Mixed Hardwood	Logs			36	36	
		J.D. Irving	Mixed Hardwood	Logs		69			
				Pulpwood	4,606	275			
		Poplar	Logs	464	558				
	Total				37,541	35,607	19,456	28,680	31,878
	Marketing Board	CVC - Carleton Victoria	Mixed Hardwood	Logs	262	471		931	1,125
				Pulpwood	217	96	354		318
		MAD - Madawaska	Mixed Hardwood	Logs	1,975	2,335	3,828	2,507	5,737
Pulpwood				4,229	3,155	2,022	185	6,544	
Poplar			Logs	109	2,461	86	412	1,464	

Table 5. Total Roundwood Deliveries to Licensee/Sub-Licensee Mills by Source

Mill	Overall Source	Wood_Source	Species	Product	Operating Year					
					2020	2019	2018	2017	2016	
Groupe Savoie Inc.	Marketing Board	MAD - Madawaska	Poplar	Pulpwood	308			21	754	
		NSH - North Shore	Mixed Hardwood	Logs	1,591	2,197	2,944	6,118	5,478	
				Pulpwood	4,505	7,262	3,451	6,881	4,261	
			Poplar	Logs	2,251	2,316	2,814	7,731	7,258	
				Pulpwood	173	827	1,639	5,523	2,733	
		NTH - Northumberland	Mixed Hardwood	Logs	243	630	349	532	1,445	
				Pulpwood	48	130			6	
			Poplar	Logs		5				
		SENB - South East New Bru..	Mixed Hardwood	Logs	285	89	91	62		
		SNB - Southern New Bruns..	Mixed Hardwood	Logs		46	81	30		
	YSC - York Sunbury Charlotte	Mixed Hardwood	Logs	581	33		812			
Pulpwood			115							
Total					16,892	22,053	17,659	31,745	37,123	
Total					425,129	477,281	433,426	436,821	516,485	
H. J. Crabbe & Sons Ltd.	Crown Land	08 - York	Spruce, Fir, Jack Pine	Logs	41,635	34,379	39,616	32,221	44,358	
		09 - Carleton - Restigouche ..	Spruce, Fir, Jack Pine	Logs	32,268	29,369	27,118	27,980	21,143	
		Total					73,903	63,748	66,734	60,201
	Federal Land	Acadia Research Forest	Spruce, Fir, Jack Pine	Logs					840	
		Total								840
	Industrial Freehold	AV Nackawic	Spruce, Fir, Jack Pine	Logs	2,122					
		H.J. Crabbe & Sons	Spruce, Fir, Jack Pine	Logs	39,305	59,297	51,071	44,819	45,078	
		Total					41,427	59,297	51,071	44,819
	Marketing Board	CVC - Carleton Victoria	Spruce, Fir, Jack Pine	Logs	11,914	12,298	5,237	6,535	9,441	
		YSC - York Sunbury Charlotte	Spruce, Fir, Jack Pine	Logs	9,565	2,437	9,023	8,199	4,736	
		Total					21,479	14,735	14,260	14,734
Total					136,809	137,780	132,065	119,754	125,596	
J.D. Irving - Baker Brook	Crown Land	01 - Upsalquitch	Cedar	Studwood		7,470	6,394	11,040	5,967	
		03 - Nepisiguit - Miramichi	Cedar	Studwood			243	1,668	2,394	
		07 - Queens - Charlotte - Fu..	Cedar	Studwood		4,114	3,075	7,763	12,663	
		08 - York	Cedar	Studwood		296	3,601	5,748	9,165	
		09 - Carleton - Restigouche ..	Cedar	Studwood		1,450	3,033	3,245	2,697	
	Total						13,330	16,346	29,464	32,886

Table 5. Total Roundwood Deliveries to Licensee/Sub-Licensee Mills by Source

Mill	Overall Source	Wood_Source	Species	Product	Operating Year				
					2020	2019	2018	2017	2016
J.D. Irving - Baker Brook	Import	Maine	Cedar	Studwood		11,813	24,889	34,849	40,877
		Québec	Cedar	Studwood		11,621	29,747	38,914	26,536
		Total					23,434	54,636	73,763
	Industrial Freehold	Acadian Timber	Cedar	Studwood		1,107		1,251	424
		AV Nackawic	Cedar	Studwood		403	764	6,453	1,284
		J.D. Irving	Cedar	Studwood		4,940	5,117	10,720	16,991
		Les Cedres Balmoral	Cedar	Studwood					45
		SBC Cedar Inc.	Cedar	Studwood					1,856
		W&R Gillespie	Cedar	Studwood					34
		Waska/Clair Industrial	Cedar	Studwood					1,090
	Total					6,450	5,881	18,424	21,724
	Marketing Board	CVC - Carleton Victoria	Cedar	Studwood		99	1,476		
		MAD - Madawaska	Cedar	Studwood		1,115	3,360	3,511	3,210
		NSH - North Shore	Cedar	Studwood		396	153	539	253
		NTH - Northumberland	Cedar	Studwood		99	39	71	
		SENB - South East New Bru..	Cedar	Studwood		284			48
		SNB - Southern New Bruns..	Cedar	Studwood		64			1,067
		YSC - York Sunbury Charlotte	Cedar	Studwood		1,067		252	38
	Total					3,124	5,028	4,373	4,616
	Total					46,338	81,891	126,024	126,639
	J.D. Irving - Chip Plant - Sussex	Crown Land	03 - Nepisiguit - Miramichi	Mixed Hardwood	Pulpwood				67
Spruce, Fir, Jack Pine				Pulpwood		2,147		147	
07 - Queens - Charlotte - Fundy			Mixed Hardwood	Pulpwood	24,829			31,536	13,749
			Spruce, Fir, Jack Pine	Pulpwood	183,752	234,041		144,283	150,479
08 - York		Spruce, Fir, Jack Pine	Pulpwood		2		8		
Total					208,581	236,190		176,041	164,228
Federal Land		CFB Gagetown	Spruce, Fir, Jack Pine	Pulpwood	2,709	5,898		6,427	9,020
		Total			2,709	5,898		6,427	9,020
Import		Nova Scotia	Mixed Hardwood	Pulpwood	19,708			9,586	4,685
			Spruce, Fir, Jack Pine	Pulpwood				217	35
	Total			19,708			9,803	4,720	
Industrial	AV Nackawic	Spruce, Fir, Jack Pine	Pulpwood	1,469					

Table 5. Total Roundwood Deliveries to Licensee/Sub-Licensee Mills by Source

Mill	Overall Source	Wood_Source	Species	Product	Operating Year				
					2020	2019	2018	2017	2016
J.D. Irving - Chip Plant - Sussex	Industrial Freehold	Devon Lumber	Spruce, Fir, Jack Pine	Pulpwood					380
		J.D. Irving	Mixed Hardwood	Pulpwood	9,835			16,106	8,500
			Spruce, Fir, Jack Pine	Pulpwood	174,662	133,278		67,006	72,794
		Total				185,966	133,278		83,112
	Marketing Board	CVC - Carleton Victoria	Spruce, Fir, Jack Pine	Pulpwood				956	
		NSH - North Shore	Spruce, Fir, Jack Pine	Pulpwood	14,432	94			
		NTH - Northumberland	Mixed Hardwood	Pulpwood	407				9
			Spruce, Fir, Jack Pine	Pulpwood		9,879		5,151	13,117
		SENB - South East New Brunswick	Mixed Hardwood	Pulpwood	1,633			3,532	479
			Spruce, Fir, Jack Pine	Pulpwood	27,134	9,432		16,181	24,367
		SNB - Southern New Brunswick	Mixed Hardwood	Pulpwood	7,745			7,353	8,171
			Spruce, Fir, Jack Pine	Pulpwood	93,785	78,664		71,972	83,135
	YSC - York Sunbury Charlotte	Mixed Hardwood	Pulpwood				100		
		Spruce, Fir, Jack Pine	Pulpwood	14,920	34,252		32,661	32,313	
	Total				160,056	132,321		137,906	161,591
Total				577,020	507,687		413,289	421,233	
J.D. Irving - Grand Lake Timber	Crown Land	01 - Upsalquitch	Spruce, Fir, Jack Pine	Logs	49				
		03 - Nepisiguit - Miramichi	Spruce, Fir, Jack Pine	Logs	29,713	12,928	2,211	27,595	50,191
				Studwood	44,029	21,314	4,694	14,138	28,041
		07 - Queens - Charlotte - Fundy	Spruce, Fir, Jack Pine	Logs	215,979	291,222	325,424	332,927	326,085
				Studwood	215,361	167,716	164,799	231,270	245,226
		08 - York	Spruce, Fir, Jack Pine	Logs	387	1,471		585	
				Studwood		4,240			
	09 - Carleton - Restigouche ..	Spruce, Fir, Jack Pine	Logs	37					
	Total				505,555	498,891	497,128	606,515	649,543
	Federal Land	CFB Gagetown	Spruce, Fir, Jack Pine	Logs	1,726	6,785	3,799	5,740	9,751
				Studwood	5,374	8,075	6,370	6,754	1,606
	Total				7,100	14,860	10,169	12,494	11,357
	Import	Nova Scotia	Spruce, Fir, Jack Pine	Logs				111	76
Prince Edward Island		Spruce, Fir, Jack Pine	Logs	1,054	3,853		3,968	898	
			Studwood			1,901			
Total				1,054	3,853	1,901	4,079	974	

Table 5. Total Roundwood Deliveries to Licensee/Sub-Licensee Mills by Source

Mill	Overall Source	Wood_Source	Species	Product	Operating Year				
					2020	2019	2018	2017	2016
J.D. Irving - Grand Lake Timber	Industrial Freehold	AV Nackawic	Spruce, Fir, Jack Pine	Logs	3,067	419	1,290	1,907	
				Studwood	1,020				
		Devon Lumber	Spruce, Fir, Jack Pine	Logs	335				
				J.D. Irving	Spruce, Fir, Jack Pine	Logs	134,337	121,202	90,194
				Studwood	71,416	48,978	69,039	16,162	34,464
		W&R Gillespie	Spruce, Fir, Jack Pine	Studwood					21
	Total			210,175	170,599	160,523	102,663	72,341	
	Marketing Board	CVC - Carleton Victoria	Spruce, Fir, Jack Pine	Logs	434	1,450	809		
				Studwood	18	39	193		
		NSH - North Shore	Spruce, Fir, Jack Pine	Logs		405			
				Studwood	1,725	333			
		NTH - Northumberland	Spruce, Fir, Jack Pine	Logs	26,546	19,796	18,129	12,984	15,469
				Studwood	30,537	26,855	26,228	20,518	30,685
		SENB - South East New Brunswick	Spruce, Fir, Jack Pine	Logs	18,892	14,237	14,662	13,286	7,213
				Studwood		1,944	2,782	1,211	2,962
		SNB - Southern New Brunswick	Spruce, Fir, Jack Pine	Logs	90,545	65,834	60,027	63,684	68,737
				Studwood	33,881	16,406	9,599	17,942	12,107
	YSC - York Sunbury Charlotte	Spruce, Fir, Jack Pine	Logs	50,976	55,204	43,054	40,582	34,537	
			Studwood	43,965	66,979	46,710	51,789	38,060	
	Total			297,519	269,482	222,193	221,996	209,770	
Total			1,021,403	957,685	891,914	947,747	943,985		
J.D. Irving - IP&P	Crown Land	03 - Nepisiguit - Miramichi	Mixed Hardwood	Full Tree Chips	28	1,048	34	2	
			Mixed Softwood	Full Tree Chips			86		
		05 - Kent	Mixed Softwood	Full Tree Chips					19
			07 - Queens - Charlotte - Fundy	Mixed Hardwood	Full Tree Chips	97,967	177,567	156,921	163,581
		Mixed Softwood		Full Tree Chips			106,303		112,211
		08 - York	Spruce, Fir, Jack Pine	Full Tree Chips	65,117	68,333		74,652	
			Mixed Hardwood	Full Tree Chips		1,336	1,020		
		Mixed Softwood	Full Tree Chips			24		829	
	09 - Carleton - Restigouche ..	Mixed Hardwood	Full Tree Chips	3,054	2,761	2,728		2	
	Total			166,166	251,045	267,116	238,235	331,172	
Federal Land	CFB Gagetown	Mixed Hardwood	Full Tree Chips				231		

Table 5. Total Roundwood Deliveries to Licensee/Sub-Licensee Mills by Source

Mill	Overall Source	Wood_Source	Species	Product	Operating Year				
					2020	2019	2018	2017	2016
J.D. Irving - IP&P	Federal Land	Total						231	
	Import	Maine	Mixed Hardwood	Full Tree Chips		47,747	56,941	37,772	47,624
			Mixed Softwood	Full Tree Chips			31,800		31,123
			Spruce, Fir, Jack Pine	Full Tree Chips		9,758		28,074	
		Nova Scotia	Mixed Hardwood	Full Tree Chips		37,511	25,674	51,127	53,411
		Québec	Mixed Softwood	Full Tree Chips			29,073		
			Spruce, Fir, Jack Pine	Full Tree Chips					106,672
		Total				95,016	143,488	223,645	132,158
	Industrial Freehold	AV Nackawic	Mixed Hardwood	Full Tree Chips		2,267			
			Mixed Softwood	Full Tree Chips			26		26,085
		Delco	Spruce, Fir, Jack Pine	Full Tree Chips		9,335			
		J.D. Irving	Mixed Hardwood	Full Tree Chips	156,084	96,952	115,527	127,018	111,412
			Mixed Softwood	Full Tree Chips			35,390		32,405
			Spruce, Fir, Jack Pine	Full Tree Chips		17,082		42,755	
		Total			156,084	125,636	150,943	169,773	169,902
	Marketing Board	CVC - Carleton Victoria	Mixed Hardwood	Full Tree Chips		103	1,008		
		NTH - Northumberland	Mixed Hardwood	Full Tree Chips	2,242	458	20	142	361
			Spruce, Fir, Jack Pine	Full Tree Chips	7,183				
		SENB - South East New Brunswick	Mixed Hardwood	Full Tree Chips	4,077	451	3,977		
			Mixed Softwood	Full Tree Chips					7
			Other Softwood	Full Tree Chips			2,601		
		SNB - Southern New Brunswick	Mixed Hardwood	Full Tree Chips	16,984	19,416	14,981	17,801	26,040
			Mixed Softwood	Full Tree Chips					26,990
			Other Softwood	Full Tree Chips			21,700		
			Spruce, Fir, Jack Pine	Full Tree Chips	4,223	18,444		19,577	
		YSC - York Sunbury Charlotte	Mixed Hardwood	Full Tree Chips	3,319	3,733	870	1,279	6,926
			Mixed Softwood	Full Tree Chips					8,369
			Other Softwood	Full Tree Chips			2,862		
	Spruce, Fir, Jack Pine		Full Tree Chips	1,422	7,449		9,497		
	Total			39,450	50,054	48,019	48,296	68,693	
Total			361,700	521,751	609,566	680,180	701,925		
J.D. Irving -	Import	Maine	Spruce, Fir, Jack Pine	Full Tree Chips		19,671	65,261	72,144	47,510

Table 5. Total Roundwood Deliveries to Licensee/Sub-Licensee Mills by Source

Mill	Overall Source	Wood_Source	Species	Product	Operating Year				
					2020	2019	2018	2017	2016
J.D. Irving - Irving Paper	Import	Total				19,671	65,261	72,144	47,510
	Industrial Freehold	J.D. Irving	Spruce, Fir, Jack Pine	Full Tree Chips			12,655		
		Total					12,655		
	Total					19,671	77,916	72,144	47,510
J.D. Irving - Kedgwick	Crown Land	01 - Upsalquitch	Spruce, Fir, Jack Pine	Studwood	111,310	103,363	107,037	125,244	105,358
		03 - Nepisiguit - Miramichi	Spruce, Fir, Jack Pine	Studwood	10,087	25,305	28,772	28,139	16,064
		07 - Queens - Charlotte - Fu..	Spruce, Fir, Jack Pine	Studwood		522		2,109	2,094
		09 - Carleton - Restigouche ..	Spruce, Fir, Jack Pine	Studwood	140,465	130,945	146,784	134,953	187,040
		Total			261,862	260,135	282,593	290,445	310,556
	Import	Québec	Spruce, Fir, Jack Pine	Studwood	17	11,365	10,994	3,478	15,864
		Total			17	11,365	10,994	3,478	15,864
	Industrial Freehold	J.D. Irving	Spruce, Fir, Jack Pine	Studwood	31,881	10,999	51,329	66,469	39,835
		Twin Rivers	Spruce, Fir, Jack Pine	Studwood	4,091				
		Total			35,972	10,999	51,329	66,469	39,835
	Marketing Board	MAD - Madawaska	Spruce, Fir, Jack Pine	Studwood	42				
		NSH - North Shore	Spruce, Fir, Jack Pine	Studwood	2,137	719	1,620	3,313	5,851
		Total			2,179	719	1,620	3,313	5,851
	Total				300,030	283,218	346,536	363,705	372,106
	J.D. Irving - Russell & Swim Mill	Crown Land	01 - Upsalquitch	White Pine	Logs		386	38	175
03 - Nepisiguit - Miramichi			White Pine	Logs	45,508	38,354	37,712	38,517	35,136
05 - Kent			White Pine	Logs	964	66		1,644	1,097
07 - Queens - Charlotte - Fu..			White Pine	Logs	52,184	56,249	60,989	66,728	55,171
08 - York			White Pine	Logs	105	1,388	4,155	8,119	10,262
Total					98,761	96,443	102,894	115,183	101,666
Federal Land		CFB Gagetown	White Pine	Logs		3,987	1,484	864	2,844
		Total				3,987	1,484	864	2,844
Import		Nova Scotia	White Pine	Logs		182	386	1,177	1,064
		Prince Edward Island	White Pine	Logs			128		
		Total				182	514	1,177	1,064
Industrial Freehold		AV Nackawic	White Pine	Logs	608	133		691	171
		J.D. Irving	White Pine	Logs		8,878	1,484	3,325	10,969
		Total			608	9,011	1,484	4,016	11,140

Table 5. Total Roundwood Deliveries to Licensee/Sub-Licensee Mills by Source

Mill	Overall Source	Wood_Source	Species	Product	Operating Year					
					2020	2019	2018	2017	2016	
J.D. Irving - Russell & Swim Mill	Marketing Board	CVC - Carleton Victoria	White Pine	Logs			148		428	
		NSH - North Shore	White Pine	Logs	471	1,262	467	918	385	
		NTH - Northumberland	White Pine	Logs	6,744	12,320	8,822	5,252	2,691	
		SENB - South East New Bru..	White Pine	Logs	4,107	1,780		1,174	1,494	
		SNB - Southern New Bruns..	White Pine	Logs	8,415	6,589	6,898	4,258	9,125	
		YSC - York Sunbury Charlotte	White Pine	Logs	11,571	5,988	4,263	6,124	8,703	
	Total				31,308	27,939	20,598	17,726	22,826	
Total				130,677	137,562	126,974	138,966	139,540		
J.D. Irving - Sawmill - Sussex	Crown Land	03 - Nepisiguit - Miramichi	Spruce, Fir, Jack Pine	Logs		4,293				
				Pulpwood			21			
				Studwood	4,625		1,162	988		
		05 - Kent	Spruce, Fir, Jack Pine	Studwood	1,833					
		07 - Queens - Charlotte - Fundy	Spruce, Fir, Jack Pine	Mixed Hardwood	Pulpwood			34,614		
				Logs		303,110				
				Pulpwood			210,205			
	08 - York	Spruce, Fir, Jack Pine	Studwood	232,032		266,980	215,969	325,117		
			Pulpwood			1,777				
	Total				245,878	307,403	514,759	216,957	325,117	
	Federal Land	CFB Gagetown	Mixed Hardwood	Pulpwood			6			
				Logs		847				
			Spruce, Fir, Jack Pine	Pulpwood			4,119			
Studwood				9		843	1,285	6,693		
Total				9	847	4,968	1,285	6,693		
Import	Nova Scotia	Mixed Hardwood	Pulpwood			1,785				
			Pulpwood			44				
		Spruce, Fir, Jack Pine	Studwood			3,521	252	147		
Total						5,350	252	147		
Industrial Freehold	AV Nackawic	Spruce, Fir, Jack Pine	Studwood	11,428						
			J.D. Irving	107,331	112,873	101,802	121,216	158,564		
			Total	118,759	112,873	101,802	121,216	158,564		
Marketing	CVC - Carleton Victoria	Spruce, Fir, Jack Pine	Pulpwood			1,551				

Table 5. Total Roundwood Deliveries to Licensee/Sub-Licensee Mills by Source

Mill	Overall Source	Wood_Source	Species	Product	Operating Year				
					2020	2019	2018	2017	2016
J.D. Irving - Sawmill - Sussex	Marketing Board	CVC - Carleton Victoria	Spruce, Fir, Jack Pine	Studwood			1,336		
		NSH - North Shore	Spruce, Fir, Jack Pine	Logs		11			
				Studwood	652				
		NTH - Northumberland	Spruce, Fir, Jack Pine	Logs		4,082			
				Pulpwood			11,190		
		SENB - South East New Brunswick	Spruce, Fir, Jack Pine	Studwood	395		449	370	2,409
				Mixed Hardwood			852		
				Pulpwood					
		SNB - Southern New Brunswick	Spruce, Fir, Jack Pine	Logs		10,155			
				Pulpwood			11,066		
				Studwood	22,807		10,049	17,213	11,772
		YSC - York Sunbury Charlotte	Spruce, Fir, Jack Pine	Mixed Hardwood			7,346		
				Pulpwood		104,946			
				Studwood	124,702		122,558	129,210	148,420
		YSC - York Sunbury Charlotte	Spruce, Fir, Jack Pine	Mixed Hardwood			179		
				Pulpwood		11,368			
				Studwood	7,496		11,140	6,891	13,722
Total					156,052	130,562	290,982	153,684	176,323
Total					520,698	551,685	917,861	493,394	666,844
J.D. Irving - St. Leonard	Crown Land	01 - Upsalquitch	Spruce, Fir, Jack Pine	Logs	90,796	82,656	68,562	82,064	59,524
				Studwood	2,106	3,032	2,336	1,697	532
		03 - Nepisiguit - Miramichi	Spruce, Fir, Jack Pine	Logs	4,636	12,860	14,659	31,440	33,072
				Studwood	3,231	253	744	306	
		07 - Queens - Charlotte - Fundy	Spruce, Fir, Jack Pine	Logs		95	508	9,230	22,372
				Studwood	198	165	16,741	19,720	17,245
		08 - York	Spruce, Fir, Jack Pine	Logs	20,387	2,931	2,900	6,504	1,754
				Studwood	10,214	3,634	7,997	6,823	2,181
		09 - Carleton - Restigouche - Tobique	Spruce, Fir, Jack Pine	Logs	184,076	212,529	173,737	182,847	165,042
				Pulpwood	668	121	164		46
Studwood	65,101	103,194	88,229	63,156	95,162				
Total					381,413	421,470	376,577	403,787	396,930

Table 5. Total Roundwood Deliveries to Licensee/Sub-Licensee Mills by Source

Mill	Overall Source	Wood_Source	Species	Product	Operating Year				
					2020	2019	2018	2017	2016
J.D. Irving - St. Leonard	Federal Land	CFB Gagetown	Spruce, Fir, Jack Pine	Logs		50	818		
				Studwood			825		
		Total		50	1,643				
	Import	Maine	Spruce, Fir, Jack Pine	Logs	157,748	178,721	201,927	165,826	163,780
				Pulpwood			2,787		
				Studwood	1,486	59,884	25,874	4,067	
		Québec	Spruce, Fir, Jack Pine	Logs	15,274	17,214	16,800	9,946	10,593
				Studwood	23,343	32,182	17,626	12,387	36,343
	Total			197,851	288,001	265,014	192,226	210,716	
	Industrial Freehold	Acadian Timber	Spruce, Fir, Jack Pine	Logs	28,903	18,390		12,021	
				Studwood	18,916	23,976		4,982	
		AV Nackawic	Spruce, Fir, Jack Pine	Logs	18,152	17,685	4,230	6,775	15,855
				Studwood	11,933	24,822	11,082	6,085	1,820
		J.D. Irving	Spruce, Fir, Jack Pine	Logs	85,275	95,029	160,795	169,829	187,302
				Pulpwood	101,034	69,924	35,778	1,704	17,469
				Studwood	385,231	427,724	367,093	407,450	461,562
	Total			649,444	677,550	578,978	608,846	684,008	
	Marketing Board	CVC - Carleton Victoria	Spruce, Fir, Jack Pine	Logs	9,749	21,952	21,233	19,742	22,815
				Pulpwood			109		
				Studwood	13,689	30,773	34,831	25,310	22,663
		MAD - Madawaska	Spruce, Fir, Jack Pine	Logs	39,568	34,518	29,410	23,516	43,216
				Pulpwood	35		88		
				Studwood	46,520	41,914	32,383	35,799	64,536
		NSH - North Shore	Spruce, Fir, Jack Pine	Logs	4,607	8,061	6,055	4,166	4,953
				Studwood	415	147			
		NTH - Northumberland	Spruce, Fir, Jack Pine	Logs			4		
				Studwood			885	1,060	
		SENB - South East New Brunswick	Spruce, Fir, Jack Pine	Logs				149	
				Studwood			46		
		SNB - Southern New Brunswick	Spruce, Fir, Jack Pine	Logs			64	676	
Studwood					202	107			
YSC - York Sunbury Charlotte		Spruce, Fir, Jack Pine	Logs	1,238	4,156	4,345	719	5,854	

Table 5. Total Roundwood Deliveries to Licensee/Sub-Licensee Mills by Source

Mill	Overall Source	Wood_Source	Species	Product	Operating Year					
					2020	2019	2018	2017	2016	
J.D. Irving - St. Leonard	Marketing Board	YSC - York Sunbury Charlotte	Spruce, Fir, Jack Pine	Pulpwood	12					
				Studwood	2,307	5,236	6,410	3,447	6,835	
		Total			118,140	146,959	135,970	114,584	170,872	
	Total			1,346,848	1,534,030	1,358,182	1,319,443	1,462,526		
J.D. Irving - Utopia Mill	Crown Land	03 - Nepisiguit - Miramichi	Mixed Hardwood	Full Tree Chips		1,224		43		
		07 - Queens - Charlotte - Fu..	Mixed Hardwood	Full Tree Chips	131,086	150,662	128,773	128,710	114,393	
		08 - York	Mixed Hardwood	Full Tree Chips	5,894	6,562	7,730		1,023	
		Total			136,980	158,448	136,503	128,753	115,416	
	Federal Land	CFB Gagetown	Mixed Hardwood	Full Tree Chips			108	282		
		Total					108	282		
	Import	Nova Scotia	Mixed Hardwood	Full Tree Chips	869	11,628	8,637	10,858	15,904	
		Total			869	11,628	8,637	10,858	15,904	
	Industrial Freehold	AV Nackawic	Mixed Hardwood	Full Tree Chips	4,646	1,902	5,134	3,591	15,396	
		J.D. Irving	Mixed Hardwood	Full Tree Chips	118,693	83,086	98,954	98,588	68,759	
		Total			123,339	84,988	104,088	102,179	84,155	
	Marketing Board	NTH - Northumberland	Mixed Hardwood	Full Tree Chips	1,795	492				
		SENB - South East New Bru..	Mixed Hardwood	Full Tree Chips	11,066	4,339	2,440			
		SNB - Southern New Bruns..	Mixed Hardwood	Full Tree Chips	25,057	20,195	18,201	17,531	23,488	
		YSC - York Sunbury Charlotte	Mixed Hardwood	Full Tree Chips	5,440	9,296		7,406	5,877	
		Total			43,358	34,322	20,641	24,937	29,365	
	Total			304,546	289,386	269,977	267,009	244,840		
	J.D. Irving - Veneer Siding	Crown Land	01 - Upsalquitch	Mixed Hardwood	Logs	356	388	925	834	157
			03 - Nepisiguit - Miramichi	Mixed Hardwood	Logs			28	157	
			07 - Queens - Charlotte - Fu..	Mixed Hardwood	Logs	3,231	6,937	8,722	13,841	14,316
08 - York			Mixed Hardwood	Logs	548	5,042	2,596	1,951	1,963	
09 - Carleton - Restigouche ..			Mixed Hardwood	Logs	21,016	26,102	26,287	25,441	22,398	
Total					25,151	38,469	38,558	42,224	38,834	
Federal Land		CFB Gagetown	Mixed Hardwood	Logs			18			
		Total					18			
Import		Maine	Mixed Hardwood	Logs	59,399	58,422	69,161	71,623	89,622	
		Nova Scotia	Mixed Hardwood	Logs		621	143		29	
	Québec	Mixed Hardwood	Logs	7,155	24,997	31,208	25,413	9,891		

Table 5. Total Roundwood Deliveries to Licensee/Sub-Licensee Mills by Source

Mill	Overall Source	Wood_Source	Species	Product	Operating Year				
					2020	2019	2018	2017	2016
J.D. Irving - Veneer Siding	Import	Total			66,554	84,040	100,512	97,036	99,542
	Industrial Freehold	Acadian Timber	Mixed Hardwood	Logs		7,948		4,058	5,311
		AV Nackawic	Mixed Hardwood	Logs	1,755	3,833	1,001	2,278	1,567
		J.D. Irving	Mixed Hardwood	Logs	57,352	98,119	58,317	55,231	60,801
		Twin Rivers	Mixed Hardwood	Logs	4,844				
		Total			63,951	109,900	59,318	61,567	67,679
	Marketing Board	CVC - Carleton Victoria	Mixed Hardwood	Logs			52		
		MAD - Madawaska	Mixed Hardwood	Logs	1,054	2,529	33		
		NTH - Northumberland	Mixed Hardwood	Logs	31	147	7	42	
		SNB - Southern New Bruns..	Mixed Hardwood	Logs	335	428	442	1,023	1,269
		YSC - York Sunbury Charlotte	Mixed Hardwood	Logs	73	87	53	55	158
	Total			1,493	3,191	587	1,120	1,427	
	Total				157,149	235,600	198,993	201,947	207,482
John W. Jamer Ltd.	Crown Land	09 - Carleton - Restigouche -	Spruce, Fir, Jack Pine	Logs			3,034		
		Tobique	Tamarack (larch)	Logs			349		
		Total					3,383		
	Industrial Freehold	Acadian Timber	Spruce, Fir, Jack Pine	Logs			189		
		Total					189		
	Marketing Board	CVC - Carleton Victoria	Tamarack (larch)	Logs			196		
		Total					196		
	Total						3,768		
Junction Lumber Products Inc.	Crown Land	01 - Upsalquitch	Cedar	Studwood	3,969	4,137	309	15	
		03 - Nepisiguit - Miramichi	Cedar	Studwood	8,997	9,502	10,483	8,536	
		05 - Kent	Cedar	Studwood	247	290	104	175	
		08 - York	Cedar	Studwood	41				
		09 - Carleton - Restigouche ..	Cedar	Studwood	6				
		Total			13,260	13,929	10,896	8,726	10,294
	Federal Land	First Nation Reserves	Cedar	Studwood		220	836		
		Total				220	836		
Import	Québec	Cedar	Studwood	761	4,635	3,701			
	Total			761	4,635	3,701			
Industrial	AV Cell	Cedar	Studwood	43					

Table 5. Total Roundwood Deliveries to Licensee/Sub-Licensee Mills by Source

Mill	Overall Source	Wood_Source	Species	Product	Operating Year				
					2020	2019	2018	2017	2016
Junction Lumber Products Inc.	Industrial Freehold	Fornebu Lumber	Cedar	Studwood			70		
		J.D. Irving	Cedar	Studwood		215			
		Total				43	215	70	
	Marketing Board	NSH - North Shore	Cedar	Studwood	1,108	2,141	2,731	4,611	5,177
		NTH - Northumberland	Cedar	Studwood	967	1,882	1,188	812	2,155
		SENB - South East New Bru..	Cedar	Studwood	562	2,873	830	449	231
		YSC - York Sunbury Charlotte	Cedar	Studwood			110		
		Total			2,637	6,896	4,859	5,872	7,563
	Total				16,701	25,895	20,362	14,598	17,857
	Little's Lumber (Ashmore - Harvey)	Crown Land	03 - Nepisiguit - Miramichi	Red Pine	Logs	344	74		
				Pulpwood	109	1,214			
07 - Queens - Charlotte - Fundy			Hemlock	Logs	95		153	572	10
			Red Pine	Logs	290	2,202	2,827	3,073	7,588
				Pulpwood	2,600	1,196			
08 - York			Hemlock	Logs	8,500	1,851	2,490	2,411	3,016
				Logs	1,861	81		4,495	1,900
			Red Pine	Pulpwood	2,450	91			
				Studwood			394		
Total					16,249	6,709	8,798	10,551	12,514
Federal Land		Acadia Research Forest	Hemlock	Logs				109	
			Red Pine	Studwood			121		
		CFB Gagetown	Red Pine	Logs	30	150			
				Pulpwood		19			
		Total			30	169	121	109	
Import		Maine	Hemlock	Logs	6,301	6,042	6,258	2,791	
				Studwood				1,166	
			Red Pine	Logs	1,044	283	284		
		Total			7,345	6,325	6,542	3,957	
Industrial Freehold		AV Nackawic	Red Pine	Studwood			270		
	H.J. Crabbe & Sons	Hemlock	Logs	192	215	1,078	73	107	
		Red Pine	Logs		31				

Table 5. Total Roundwood Deliveries to Licensee/Sub-Licensee Mills by Source

Mill	Overall Source	Wood_Source	Species	Product	Operating Year					
					2020	2019	2018	2017	2016	
Littles Lumber (Ashmore - Harvey)	Industrial Freehold	J.D. Irving	Hemlock	Logs	1,300	210	609	741	830	
			Red Pine	Logs	219	2,592	713		262	
				Pulpwood	1,961	595				
	Total				3,672	3,643	2,670	814	1,199	
	Marketing Board	CVC - Carleton Victoria	Hemlock	Logs	142	151	439	156	814	
				Pulpwood					16	
				Studwood				25		
			Red Pine	Logs	9		32		1,297	
				Pulpwood	46	102				
			MAD - Madawaska	Red Pine	Logs	106				
					Pulpwood	251				
			NTH - Northumberland	Hemlock	Logs	39		34	31	196
					Pulpwood					37
				Red Pine	Logs	395		88		
			SENB - South East New Brunswick	Red Pine	Pulpwood	64				
					Logs	321	41			
					Pulpwood	241	223			
			SNB - Southern New Brunswick	Hemlock	Logs	21			25	
					Studwood				45	
		Red Pine		Logs	1,036	53	1,021	1,061	887	
				Pulpwood	732	7				
		YSC - York Sunbury Charlotte	Hemlock	Studwood			46	92		
				Logs	2,883	3,233	1,943	2,818	1,915	
				Pulpwood					177	
			Red Pine	Logs	799	422	537	5,889	1,398	
				Pulpwood	136	669				
		Studwood			186	471				
Total				7,221	4,901	4,326	10,925	6,737		
Total				34,517	21,747	22,457	26,356	20,450		
Maibec - Balmoral		Crown Land	01 - Upsalquitch	Cedar	Shinglewood	5,674		3,546	12,072	6,829
			03 - Nepisiguit - Miramichi	Cedar	Shinglewood	2,655		5,880	10,704	8,192

Table 5. Total Roundwood Deliveries to Licensee/Sub-Licensee Mills by Source

Mill	Overall Source	Wood_Source	Species	Product	Operating Year				
					2020	2019	2018	2017	2016
Maibec - Balmoral	Crown Land	05 - Kent	Cedar	Shinglewood			20	92	79
		09 - Carleton - Restigouche ..	Cedar	Shinglewood					26
		Total			8,329		9,446	22,868	15,126
	Import	Québec	Cedar	Shinglewood	797		641	5,774	1,494
		Total			797		641	5,774	1,494
	Industrial Freehold	Acadian Timber	Cedar	Shinglewood			262	1,350	1,065
		J.D. Irving	Cedar	Shinglewood				1,282	1,894
		Junction Lumber	Cedar	Shinglewood					143
		Total					262	2,632	3,102
	Marketing Board	MAD - Madawaska	Cedar	Shinglewood					55
		NSH - North Shore	Cedar	Shinglewood			190	2,474	1,706
		NTH - Northumberland	Cedar	Shinglewood					410
		Total					190	2,474	2,171
	Total				9,126		10,539	33,748	21,893
	Marwood Ltd. - Tracyville	Crown Land	03 - Nepisiguit - Miramichi	Red Pine	Pulpwood		2,567		
				Poles	12	795	61	528	654
07 - Queens - Charlotte - Fundy			Red Pine	Pulpwood	1,982	312	4,252	1,095	1,167
				Tree Length	12	258	15	195	527
08 - York			Cedar	Studwood	140				
				Poles	385				
		Red Pine		Pulpwood	1,417		1,572	2,123	91
			Tree Length	845					
Total				4,793	3,932	5,900	3,941	2,439	
Federal Land		Acadia Research Forest	Red Pine	Poles			81	50	
				Pulpwood			124	19	
				Total			205	69	
Import		Connecticut	Red Pine	Poles	3,174	868	319	110	978
		Maine	Red Pine	Poles	522	606	200	80	
	New York	Red Pine	Poles	701			116	2,158	
	Total			4,397	1,474	519	306	3,136	
Industrial Freehold	Acadian Timber	Red Pine	Poles					69	
	AV Nackawic	Red Pine	Pulpwood			807			

Table 5. Total Roundwood Deliveries to Licensee/Sub-Licensee Mills by Source

Mill	Overall Source	Wood_Source	Species	Product	Operating Year					
					2020	2019	2018	2017	2016	
Marwood Ltd. - Tracyville	Industrial Freehold	H.J. Crabbe & Sons	Red Pine	Poles			40			
		J.D. Irving	Red Pine	Poles		65				
				Pulpwood	2,599	471	24	1,045	2,175	
				Tree Length	45					
	Total					2,644	536	871	1,045	2,244
	Marketing Board	CVC - Carleton Victoria	Red Pine	Poles						241
				Pulpwood	51	135		88	274	
				Tree Length					19	
		MAD - Madawaska	Red Pine	Pulpwood	556					
		NTH - Northumberland	Cedar	Studwood	280					
			Red Pine	Pulpwood					226	
		SENB - South East New Brunswick	Red Pine	Poles	187					
				Pulpwood	146					
		SNB - Southern New Brunswick	Cedar	Studwood	71					
				Red Pine	Poles	222	130	200	474	209
					Pulpwood	174	64	161	837	44
		YSC - York Sunbury Charlotte	Red Pine	Tree Length	23				53	
				Cedar	Studwood	1,156				
				Red Pine	Poles	231			366	95
		Pulpwood			322	967	1,020	15		
Tree Length				32	32	37				
Total					3,097	651	1,360	2,817	1,213	
Total					14,931	6,593	8,855	8,178	9,032	
Miramichi Timber Frames	Industrial Freehold	Fornebu Lumber	Red Pine	Logs					79	
			White Pine	Logs					393	
		Total								472
	Marketing Board	NTH - Northumberland	Red Pine	Logs					5	
			White Pine	Logs					154	
		Total								159
Total									631	
R.F. Sadler Ltd.	Crown Land	03 - Nepisiguit - Miramichi	Mixed Hardwood	Logs	3,955	5,988	4,295	6,441	6,055	
		05 - Kent	Mixed Hardwood	Logs	332	35	143			

Table 5. Total Roundwood Deliveries to Licensee/Sub-Licensee Mills by Source

Mill	Overall Source	Wood_Source	Species	Product	Operating Year				
					2020	2019	2018	2017	2016
R.F. Sadler Ltd.	Crown Land	07 - Queens - Charlotte - Fu..	Mixed Hardwood	Logs		247	1,281	937	1,252
		08 - York	Mixed Hardwood	Logs	1,600	2,443	318	1,323	1,354
		09 - Carleton - Restigouche ..	Mixed Hardwood	Logs	9,970	5,300	7,211	7,700	6,779
		Total			15,857	14,013	13,248	16,401	15,440
	Federal Land	First Nation Reserves	Mixed Hardwood	Logs		19	85	70	
		Total				19	85	70	
	Industrial Freehold	Acadian Timber	Mixed Hardwood	Logs	692	584	302	941	326
		AV Nackawic	Mixed Hardwood	Logs			1,443		
		Total			692	584	1,745	941	326
	Marketing Board	CVC - Carleton Victoria	Mixed Hardwood	Logs	131	96	267	167	58
		NTH - Northumberland	Mixed Hardwood	Logs	90				23
		SENB - South East New Bru..	Mixed Hardwood	Logs	65				
		YSC - York Sunbury Charlotte	Mixed Hardwood	Logs		313			
		Total			286	409	267	167	81
	Total				16,835	15,025	15,345	17,579	15,847
Ridel Firewood	Crown Land	03 - Nepisiguit - Miramichi	Mixed Hardwood	Fuelwood	1,260	1,250		1,260	
				Logs		1,250			
	Total				1,260	2,500		1,260	
Total				1,260	2,500		1,260		
SBC Cedar Inc.	Crown Land	01 - Upsalquitch	Cedar	Logs	3,054	5,784	60	1,784	
		03 - Nepisiguit - Miramichi	Cedar	Shinglewood					6,415
				Tree Length	2,795	7,462	6,624	3,796	6,415
		07 - Queens - Charlotte - Fundy	Cedar	Logs	1,216	1,594	1,493	2,447	2,341
				Shinglewood					2,341
	Total				7,065	14,840	8,177	8,027	17,512
	Import	Maine	Cedar	Logs	3,137	2,950	1,347	530	3,514
				Shinglewood					3,514
	Total				3,137	2,950	1,347	530	7,028
	Industrial Freehold	Acadian Timber	Cedar	Logs	720	2,370	2,606	3,068	2,704
				Shinglewood					2,704
AV Nackawic		Cedar	Logs	445	1,018	190			
H.J. Crabbe & Sons		Cedar	Logs	401	3,210	1,944	1,516		

Table 5. Total Roundwood Deliveries to Licensee/Sub-Licensee Mills by Source

Mill	Overall Source	Wood_Source	Species	Product	Operating Year					
					2020	2019	2018	2017	2016	
SBC Cedar Inc.	Industrial Freehold	H.J. Crabbe & Sons	Cedar	Shinglewood					3,594	
		J.D. Irving	Cedar	Logs	2,436	7,154	223	1,661		
				Shinglewood					1,170	
		Total				4,002	13,752	4,963	6,245	10,172
	Marketing Board	CVC - Carleton Victoria	Cedar	Logs	1,067	941	2,029	678		
				Shinglewood					1,880	
		MAD - Madawaska	Cedar	Logs	33	84	165	21		
				Shinglewood					540	
		NSH - North Shore	Cedar	Logs	235	158				
		NTH - Northumberland	Cedar	Logs			122	36		
				Shinglewood					400	
	YSC - York Sunbury Charlotte	Cedar	Logs	170	104	173	63			
		Total				1,505	1,287	2,489	798	2,820
	Total				15,709	32,829	16,976	15,600	37,532	
Shaw Resources	Crown Land	01 - Upsalquitch	Mixed Softwood	Roundwood Biomass			762		1,418	
			Spruce, Fir, Jack Pine	Pulpwood		4,469				
		03 - Nepisiguit - Miramichi	Mixed Softwood	Pulpwood					1,148	
			Spruce, Fir, Jack Pine	Pulpwood	342	4,457				
		09 - Carleton - Restigouche ..	Mixed Hardwood	Roundwood Biomass	1,384					
		Total			1,726	8,926	762	1,148	1,418	
	Import	Québec	Mixed Softwood	Roundwood Biomass			97			
			Spruce, Fir, Jack Pine	Pulpwood		5,508				
		Total				5,508	97			
	Industrial Freehold	Acadian Timber	Mixed Hardwood	Roundwood Biomass		35,077	47,780			
			Spruce, Fir, Jack Pine	Roundwood Biomass	29,752					
		Fornebu Lumber	Mixed Softwood	Roundwood Biomass			148			
			Spruce, Fir, Jack Pine	Pulpwood		623				
		Total			29,752	35,700	47,928			
	Marketing Board	MAD - Madawaska	Spruce, Fir, Jack Pine	Pulpwood	37					
				Birch (Yellow and White)	Pulpwood	3,086	4,788		4,907	3,142
		NSH - North Shore	Mixed Hardwood	Roundwood Biomass			2,857			
			Mixed Softwood	Pulpwood					8,162	7,906

Table 5. Total Roundwood Deliveries to Licensee/Sub-Licensee Mills by Source

Mill	Overall Source	Wood_Source	Species	Product	Operating Year					
					2020	2019	2018	2017	2016	
Shaw Resources	Marketing Board	NSH - North Shore	Mixed Softwood	Roundwood Biomass			7,498			
			Poplar	Pulpwood	6,400	9,144		8,264	6,442	
				Roundwood Biomass			6,017			
		Spruce, Fir, Jack Pine	Pulpwood	13,773	19,242					
		NTH - Northumberland	Birch (Yellow and White)	Pulpwood	63					
			Poplar	Pulpwood	831					
			Spruce, Fir, Jack Pine	Pulpwood	1,079					
	Total					25,269	33,174	16,372	21,333	17,490
Total					56,747	83,308	65,159	22,481	18,908	
Twin City Holdings	Crown Land	09 - Carleton - Restigouche ..	Mixed Hardwood	Fuelwood					3,000	
		Total								3,000
	Total									3,000
Twin Rivers Paper Company Inc. - Edmundston Mill	Crown Land	09 - Carleton - Restigouche ..	Mixed Species	Roundwood Biomass					890	
		Total								890
	Import	Québec	Mixed Softwood	Pulpwood					69,141	
				Roundwood Biomass			4,073	2,156	997	
			Spruce, Fir, Jack Pine	Pulpwood	5,279	4,148				
		Total					5,279	4,148	4,073	2,156
	Industrial Freehold	Acadian Timber	Spruce, Fir, Jack Pine	Pulpwood	1,055					
				MLM Chipping	Spruce, Fir, Jack Pine	Pulpwood	52,689	76,231		
		Total					53,744	76,231		
	Marketing Board	MAD - Madawaska	Mixed Species	Roundwood Biomass			12,198	11,315	10,887	
				Pulpwood		8,901				
NSH - North Shore		Mixed Species	Roundwood Biomass			17				
			Total						8,901	12,215
Total					59,023	89,280	16,288	13,471	81,915	
Twin Rivers Paper Company Inc. - Plaster Rock Mill	Crown Land	01 - Upsalquitch	Spruce, Fir, Jack Pine	Logs	16,330	28,189	15,233	5,871	21,448	
				Studwood	3,226	12,121	1,496			
		03 - Nepisiguit - Miramichi	Spruce, Fir, Jack Pine	Logs	122,920	109,343	92,100	67,781	36,954	
				Studwood	11,884	30,586	14,501			
		08 - York	Spruce, Fir, Jack Pine	Logs	15,435	56,774	61,674	107,917	126,781	
				Studwood	10,540	32,150	36,692			

Table 5. Total Roundwood Deliveries to Licensee/Sub-Licensee Mills by Source

Mill	Overall Source	Wood_Source	Species	Product	Operating Year						
					2020	2019	2018	2017	2016		
Twin Rivers Paper Company Inc. - Plaster Rock Mill	Crown Land	08 - York	Spruce, Fir, Jack Pine	Tree Length					713		
		09 - Carleton - Restigouche - Tobique	Spruce, Fir, Jack Pine	Logs	94,660	96,399	78,219	85,490	58,571		
				Studwood	51,960	50,685	50,452				
				Tree Length			110	95,750	81,877		
	Total					326,955	416,247	350,477	362,809	326,344	
	Federal Land	First Nation Reserves	Spruce, Fir, Jack Pine	Logs				34	34		
		Total							34	34	
	Industrial Freehold	Acadian Timber	Spruce, Fir, Jack Pine	Logs	77,116	95,258	78,274	109,500	88,483		
				Studwood	45,826	39,462	48,783	501			
				Tree Length			2,408	36,316	87,179		
		AV Nackawic	Spruce, Fir, Jack Pine	Logs	286	3,636					
				Studwood		14					
		Fornebu Lumber	Spruce, Fir, Jack Pine	Logs		185	183	913			
		Total					123,228	138,555	129,648	147,230	175,662
		Marketing Board	CVC - Carleton Victoria	Spruce, Fir, Jack Pine	Logs	46,704	21,170	20,638	20,150	8,483	
					Studwood	19,224	6,068	5,766			
					Tree Length				1,575	20,841	
	MAD - Madawaska		Spruce, Fir, Jack Pine	Logs	749		29		629		
				Studwood	1,750	141					
	NSH - North Shore		Spruce, Fir, Jack Pine	Logs	286	286	63	207	902		
				Tree Length				43			
	NTH - Northumberland		Spruce, Fir, Jack Pine	Logs	204	88	1,377	4,054	4,203		
				Studwood	1,211	78					
				Tree Length				218	30		
	SENB - South East New Bru..		Spruce, Fir, Jack Pine	Logs					44		
	YSC - York Sunbury Charlotte		Spruce, Fir, Jack Pine	Logs	7,185	350	1,573	10,828	997		
		Studwood		1,610	376						
	Total					78,923	28,557	29,446	37,075	36,129	
	Total					529,106	583,359	509,571	547,148	538,169	
	William F. Tompkins & Sons	Crown Land	03 - Nepisiguit - Miramichi	Mixed Hardwood	Logs			123	226	729	
07 - Queens - Charlotte - Fu..			Mixed Hardwood	Logs			895	849	1,963		
08 - York			Mixed Hardwood	Logs			1,186	1,436	1,370		

Table 5. Total Roundwood Deliveries to Licensee/Sub-Licensee Mills by Source

Mill	Overall Source	Wood_Source	Species	Product	Operating Year				
					2020	2019	2018	2017	2016
William F. Tompkins & Sons	Crown Land	09 - Carleton - Restigouche ..	Mixed Hardwood	Logs			2,547	1,753	567
		Total					4,751	4,264	4,629
	Industrial Freehold	Acadian Timber	Mixed Hardwood	Logs			2,226	171	
		H.J. Crabbe & Sons	Mixed Hardwood	Logs			922	1,187	3,159
		J.D. Irving	Mixed Hardwood	Logs					1,944
		Total					3,148	1,358	5,103
	Marketing Board	CVC - Carleton Victoria	Mixed Hardwood	Logs			720	100	922
		YSC - York Sunbury Charlotte	Mixed Hardwood	Logs				577	653
		Total					720	677	1,575
	Total						8,619	6,299	11,307
York North Veneer Products Inc.	Crown Land	09 - Carleton - Restigouche ..	Mixed Hardwood	Logs					600
		Total							600
	Industrial Freehold	Acadian Timber	Mixed Hardwood	Logs					3,800
		Total							3,800
	Marketing Board	YSC - York Sunbury Charlotte	Mixed Hardwood	Veneer					664
		Total							664
Total								5,064	
Grand Total					9,245,858	9,789,975	9,332,723	9,468,152	9,991,160

Table 6. Residue Production by Destination

Units (Residue Pro..)	Mill (Residue Prod.)	Destination_Type	Destination Location	Species (Residue Prod.)	Product (Residue Prod.)	Operating Year (Residue Production)					
						2020	2019	2018	2017	2016	
Cubic Metres	Arbec Forest Products	Domestic Location	New Brunswick	Hardwood	Sawdust		5,638			4,843	
					Shavings		7,205			1,779	
				Softwood	Sawdust	6,512			2,763		
					Shavings	3,740			1,014		
		Mill	New Brunswick	Hardwood	Sawdust		43,658		43,429	36,403	
					Shavings		26				
				Softwood	Sawdust	46,128		6,077		16,347	
	Total						56,380	56,527	6,077	43,429	63,149
	AV Cell Inc.	Mill	New Brunswick		Hardwood	Pulpwood Chips	208,346				
					Softwood	Pulpwood Chips	2,913				
		Total						211,259			
	AV Nackawic Inc.	Mill	New Brunswick		Birch (Yellow and White)	Pulpwood Chips	124,858				
					Hardwood	Pulpwood Chips	641,207				
					Softwood	Pulpwood Chips	2,095				
		Total						768,160			
	Chaleur Sawmills Associates	Domestic Location	New Brunswick		Softwood	Sawdust		86			
						Shavings	148				
		Export	Port of Belledune - Unknow..	Québec		Softwood	Sawmill Chips				2,580
							Sawdust	1,581			
		Mill	New Brunswick		Softwood	Shavings	4,707	7,975	5,715	1,680	1,226
						Sawdust	29,855	32,835	34,091	31,409	34,560
						Sawmill Chips	87,219	174,211	161,861	185,058	190,463
						Shavings	7,745	4,672	5,921	7,935	7,686
	Total						131,255	219,779	207,588	226,082	236,515
	Clair Industrial Development Corp. Ltd.	Export	Québec		Hardwood	Sawdust		12,160	851		
						Sawmill Chips		7,600	425		
					Softwood	Sawdust	9,755	19,674			
Sawmill Chips						71,853	46,603	112,429	109,540		
Total						110,874	107,979	113,705	109,540		
Delco Forest Products Ltd.	Domestic Location	New Brunswick		Softwood	Sawdust	9,402	9,630	10,982	20,194	17,949	
					Shavings	1,992	1,715	1,062	11,154	20,747	
	Export	Nova Scotia		Softwood	Pulpwood Chips		16,029	14,791	874	118,819	
					Sawdust	19,684	23,506	11,387			
					Sawmill Chips		92,486	132,499	134,050		
					Shavings	3,696					
	Mill	New Brunswick		Softwood	Sawdust	8,809	10,050	13,547			
Sawmill Chips					91,549	28,051					

Table 6. Residue Production by Destination

Units (Residue Pro..)	Mill (Residue Prod.)	Destination_Type	Destination Location	Species (Residue Prod.)	Product (Residue Prod.)	Operating Year (Residue Production)				
						2020	2019	2018	2017	2016
Delco Forest Products Ltd.	Mill		New Brunswick	Softwood	Shavings	6,669	6,421	7,761		
	Total					141,801	187,888	192,029	166,272	157,515
Devon Lumber Co. Ltd.	Domestic Location		New Brunswick	Softwood	Sawdust					723
					Sawmill Chips		32,061			
					Shavings					7,931
	Export		Québec	Softwood	Shavings	838				
	Mill		New Brunswick	Softwood	Sawmill Chips	18,374	25,278	30,237	26,825	30,737
					Shavings		1,064	1,967	2,436	3,133
Total					19,212	58,403	32,204	29,261	42,524	
Eric Goguen & Sons Ltd.	Domestic Location		New Brunswick	Softwood	Sawdust	2,864	3,483	3,870	3,406	2,993
					Shavings	387	258	1,032	774	116
	Export		Nova Scotia	Softwood	Sawdust	5,395				
					Sawmill Chips		5,330	6,037	7,018	2,982
					Shavings		2,221			
	Mill		New Brunswick	Softwood	Sawdust				39	279
					Sawmill Chips	12,082	7,126	5,124	5,924	11,437
					Shavings		2,219	3,181	2,603	4,407
	Total					20,728	20,637	19,244	19,764	22,214
Fornebu Lumber Company Inc.- Bathurst Sawmill	Domestic Location		New Brunswick	Softwood	Sawdust	919	755	1,263	1,028	963
					Sawmill Chips			181		
					Shavings	600	13,948	19,048	9,569	751
	Export		Nova Scotia	Softwood	Sawmill Chips		1,032	12,924	4,822	
			Port of Belledune - Unknow..	Softwood	Sawmill Chips					58,889
		Québec	Softwood	Sawdust	4,954	17,151	18,480	13,236	19,825	
				Sawmill Chips	28,060	35,739	43,910	42,267	38,750	
	Shavings	11,135	19,923	20,666	13,886	16,706				
	Turkey	Softwood	Softwood	Sawmill Chips			11,322			
				Sawdust	18,067	32,037	29,825	24,545	18,353	
Sawmill Chips				118,321	126,658	92,870	124,911	52,682		
Shavings	10,023	6,989	6,104		4,007					
Total					192,079	254,232	256,593	234,264	210,926	
Garant, Div. of Hanson Kidde Canada Inc.	Export		Maine	Hardwood	Sawdust				5,650	
					Sawmill Chips				5,650	
	Mill		New Brunswick	Hardwood	Sawmill Chips					6,718
Total								11,300	6,718	
Groupe Savoie Inc.	Export		Europe	Hardwood	Pulpwood Chips		6,455			
			Sawmill Chips	660						
			Maine	Hardwood	Pulpwood Chips	125,105	51,051			

Cubic Metres

Table 6. Residue Production by Destination

Units (Residue Pro..)	Mill (Residue Prod.)	Destination_Type	Destination Location	Species (Residue Prod.)	Product (Residue Prod.)	Operating Year (Residue Production)								
						2020	2019	2018	2017	2016				
Cubic Metres	Groupe Savoie Inc.	Export	Québec	Hardwood	Pulpwood Chips		121,006	163,119	163,119	165,211				
				Softwood	Shavings	2,991								
		Mill	New Brunswick	Hardwood	Pulpwood Chips	47,810	58,705	56,896	59,286	60,539				
					Sawdust			9,944		111,111				
				Softwood	Shavings	965			10,486					
					Sawmill Chips					211				
		Total					177,531	237,217	229,959	232,891	337,072			
	H. J. Crabbe & Sons Ltd.	Export	Maine	Softwood	Sawmill Chips	49,738	39,789	21,068	25,634	29,185				
					Sawdust	17,870	17,909	16,780		36,355				
		Mill	New Brunswick	Softwood	Sawmill Chips	18,789	20,536	34,600	30,388	83,923				
					Shavings				17,798					
		Total					86,397	78,234	72,448	73,820	149,463			
	J.D. Irving - Baker Brook	Domestic Location	New Brunswick	Softwood	Sawdust		147		5					
					Sawmill Chips			866	65					
					Shavings		656	1,284	1,149	700				
					Export	Maine	Softwood	Sawmill Chips		5,077	5,712	59	132	
								Québec	Softwood	Sawdust		4,144		
										Sawmill Chips		12,819	11,672	10,245
		Mill	New Brunswick	Softwood	Shavings		13,284	6,934	1,100	704				
					Sawmill Chips		168	72	5					
		Total						36,333	26,774	12,918	14,591			
		J.D. Irving - Chip Plant - Sussex	Domestic Location	New Brunswick	Hardwood	Sawmill Chips		2,428						
						Pulpwood Chips			43,230	70,507	50,138			
	Mill		New Brunswick	Hardwood	Sawmill Chips	42,176	9,389							
					Softwood	Pulpwood Chips			424,983	404,851	421,342			
	Total					502,900	524,538	468,213	475,358	471,480				
	J.D. Irving - Grand Lake Timber	Domestic Location	New Brunswick	Softwood	Sawdust		28,133	28,861	31,738	880				
Sawmill Chips							10							
Shavings					88,861	4,734	2,387	736	717					
Export					Nova Scotia	Softwood	Sawdust		275					
							Shavings	175	962					
Mill		New Brunswick	Softwood	Shavings	58				137					
				Québec	Softwood	Sawdust		7,495						
						Shavings	45,143	14,644						
Total						43,662	48,419	43,022	42,894					
Total					455,470	408,553	400,139	423,913	402,158					

Table 6. Residue Production by Destination

Units (Residue Pro.. Cubic Metres	Mill (Residue Prod.)	Destination_Type	Destination Location	Species (Residue Prod.)	Product (Residue Prod.)	Operating Year (Residue Production)				
						2020	2019	2018	2017	2016
J.D. Irving - Grand Lake Timber	Mill		New Brunswick	Softwood	Shavings		28,181	42,765	46,802	46,447
	Total					589,707	536,639	522,581	546,211	493,233
J.D. Irving - Kedgwick	Domestic Location		New Brunswick	Softwood	Shavings	12,731				
	Export		Québec	Softwood	Sawdust			14,885	11,490	15,233
					Sawmill Chips					1,685
					Shavings	2,484		3,602	4,437	4,039
	Mill		New Brunswick	Softwood	Sawdust			2,147	340	1,205
					Sawmill Chips	68,507		159,075	160,391	151,361
Total					83,722		179,709	176,658	173,523	
J.D. Irving - Russell & Swim Mill	Domestic Location		New Brunswick	Softwood	Sawmill Chips	244				
	Export		Québec	Softwood	Pulpwood Chips		123			
					Sawmill Chips	3,754				
					Shavings			3,126		
	Mill		New Brunswick	Softwood	Pulpwood Chips		40,596			
					Sawdust			1,755		1,230
					Sawmill Chips	43,189		35,865	38,380	38,406
Total					47,187	45,316	37,620	39,434	39,636	
J.D. Irving - Sawmill - Sussex	Domestic Location		New Brunswick	Softwood	Sawdust	6,864	7,922	5,813	4,562	4,542
	Export		Nova Scotia	Softwood	Sawmill Chips		116,332			
			Prince Edward Island	Softwood	Sawdust	8,445	7,386	5,375	401	3,680
	Mill		New Brunswick	Softwood	Sawdust	3,256	3,256	5,514	6,595	5,236
					Sawmill Chips	224,179	107,847	240,198	262,069	268,628
	Total					242,744	242,743	256,900	273,768	282,086
J.D. Irving - St. Leonard	Domestic Location		New Brunswick	Softwood	Sawdust		129,182			
					Sawmill Chips	378,624			1,932	
					Shavings		330	281	304	879
	Export	Maine		Softwood	Sawdust			5,866	14,384	5,527
					Sawmill Chips	6,731				
		Québec		Softwood	Sawdust	28,906	21,855	57,739	42,848	43,233
					Sawmill Chips	31,631	35,371	118,819	147,860	2,157
	Mill		New Brunswick	Softwood	Shavings		19,908	40,119	36,926	31,806
					Sawdust		9,429	28,018	28,243	18,711
					Sawmill Chips		528,408	405,543	386,166	416,750
Total					388,021	2,439	5,139	11,889	19,195	
J.D. Irving - Utopia Mill	Mill		New Brunswick	Hardwood	Sawmill Chips		3,957			

Table 6. Residue Production by Destination

Units (Residue Pro.. Cubic Metres	Mill (Residue Prod.)	Destination_Type	Destination Location	Species (Residue Prod.)	Product (Residue Prod.)	Operating Year (Residue Production)				
						2020	2019	2018	2017	2016
J.D. Irving - Utopia Mill	Total						3,957			
	Domestic Location	New Brunswick	Hardwood	Sawdust	8,964	11,395				
J.D. Irving - Veneer Siding	Export	Québec	Hardwood	Sawdust	16,087	8,665	27,638	21,749	21,677	
				Sawmill Chips	20,459	23,846	35,791	31,702	27,481	
	Mill	New Brunswick	Hardwood	Sawdust		4,425	1,495	7,545	8,137	
				Sawmill Chips	36,636	45,322	35,927	32,793	38,339	
	Total			Softwood				39		
					82,146	93,653	100,851	93,828	95,634	
John W. Jamer Ltd.	Mill	New Brunswick	Softwood	Sawdust			118			
				Sawmill Chips			688			
	Total						806			
Junction Lumber Products Inc.	Domestic Location	New Brunswick	Softwood	Sawdust		1,387				
				Sawmill Chips		7,505				
				Shavings				14,762	17,028	
	Export	Maine	Softwood	Sawmill Chips	6,205					
		Nova Scotia	Softwood	Sawdust	1,528	964				
	Québec	Softwood	Sawmill Chips	252	543					
	Total				7,985	10,399		14,762	17,028	
Littles Lumber (Ashmore - Harvey)	Domestic Location	New Brunswick	Softwood	Sawdust	1,758	222	199		215	
				Sawmill Chips	1,419	2,664			208	
				Shavings		289	312		285	
	Export	Nova Scotia	Softwood	Sawmill Chips	4,689	4,647	5,444		8,313	
				Sawdust	5,755	5,166	3,641		4,036	
	Mill	New Brunswick	Softwood	Sawmill Chips			844			
			Shavings		588	1,461		1,675		
	Total				13,621	13,576	11,901		14,732	
Maibec - Balmoral	Domestic Location	New Brunswick	Softwood	Sawdust				71,000		
	Total							71,000		
Marwood Ltd. - Tracyville	Domestic Location	New Brunswick	Softwood	Sawdust		41	274			
				Shavings				514		
	Mill	New Brunswick	Hardwood	Sawdust	1,358					
				Softwood		31,631	28,064			
				Shavings				25,841	24,996	
	Total				1,358	31,672	28,338	26,355	24,996	
Miramichi Timber Frames	Domestic Location	New Brunswick	Softwood	Shavings					13	
	Total								13	
R.F. Sadler Ltd.	Domestic Location	New Brunswick	Hardwood	Sawdust		1,016				
				Sawmill Chips		1,294	440	4,732	277	

Table 6. Residue Production by Destination

Units (Residue Pro.. Cubic Metres	Mill (Residue Prod.)	Destination_Type	Destination Location	Species (Residue Prod.)	Product (Residue Prod.)	Operating Year (Residue Production)					
						2020	2019	2018	2017	2016	
	R.F. Sadler Ltd.	Domestic Location	New Brunswick	Hardwood	Shavings				1,220		
				Softwood	Sawmill Chips	3,809					
		Export	Maine	Hardwood	Sawmill Chips		2,204	5,247			
				Softwood	Sawmill Chips	2,417					
		Mill	New Brunswick	Hardwood	Sawmill Chips					638	
		Total					6,226	4,514	5,687	5,952	915
	Twin Rivers Paper Company Inc. - Edmundston Mill	Domestic Location	New Brunswick	Softwood	Sawdust		6,439		914		
				Export	Maine	Softwood	Sawdust				327
			Québec	Softwood	Sawdust	6,080	8,173				
		Mill	New Brunswick	Softwood	Sawdust	13,228	32,174		4,616	7,932	
		Total					19,308	46,786		5,530	8,259
	Twin Rivers Paper Company Inc. - Plaster Rock Mill	Domestic Location	New Brunswick	Softwood	Pulpwood Chips				234,906	218,149	
					Sawdust	26,143	11,115	2,938		52,574	
					Shavings		15,252	10,686	40,070		
		Export	Québec	Softwood	Sawdust	12,277	16,730	19,472			
					Shavings	3,872	4,685	2,676			
		Mill	New Brunswick	Softwood	Sawdust			79			
					Sawmill Chips	206,952	242,976	222,732			
					Shavings			5,479			
		Total					249,244	290,758	264,062	274,976	270,723
		William F. Tompkins & Sons	Domestic Location	New Brunswick	Hardwood	Sawdust					81
	Sawmill Chips							2,152	2,209	3,993	
	Total							2,152	2,209	4,074	
	Total					4,595,737	3,848,702	3,696,965	3,836,134	3,675,277	
	Arbec Forest Products	Domestic Location	New Brunswick	Softwood	Bark / Hogfuel	35,572	32,357	47,344	52,583	31,279	
		Export	Nova Scotia	Softwood	Bark / Hogfuel		11,629	7,675			
		Mill	New Brunswick	Softwood	Bark / Hogfuel	63,700	64,527	21,755	95,566	56,153	
Total					99,272	108,513	76,774	148,149	87,432		
AV Cell Inc.	Mill	New Brunswick	Hardwood	Bark / Hogfuel	28,788			28,262	32,151		
			Softwood	Bark / Hogfuel	350						
	Total				29,138			28,262	32,151		
AV Nackawic Inc.	Mill	New Brunswick	Hardwood	Bark / Hogfuel	107,229			149,109	132,066		
	Total				107,229			149,109	132,066		
Canusa Cedar Inc.	Export	Québec	Softwood	Bark / Hogfuel					5,950		
	Mill	New Brunswick	Softwood	Bark / Hogfuel					2,275		
	Total								8,225		
Metric Tonnes	Chaleur Sawmills Associates	Domestic Location	New Brunswick	Softwood	Bark / Hogfuel	33,460	28,293	29,911	31,869		
		Export	Nova Scotia	Softwood	Bark / Hogfuel		4,620				

Table 6. Residue Production by Destination

Units (Residue Pro..)	Mill (Residue Prod.)	Destination_Type	Destination Location	Species (Residue Prod.)	Product (Residue Prod.)	Operating Year (Residue Production)				
						2020	2019	2018	2017	2016
Chaleur Sawmills Associates	Mill		New Brunswick	Softwood	Bark / Hogfuel	15,829	29,372	19,038	39,948	18,798
	Total					49,289	62,285	48,949	71,817	18,798
Clair Industrial Development Corp. Ltd.	Domestic Location		New Brunswick	Hardwood	Bark / Hogfuel			196		
				Softwood	Bark / Hogfuel		9,143			
	Export		Maine	Softwood	Bark / Hogfuel					16,395
			Québec	Hardwood	Bark / Hogfuel		6,080			
	Total					114,436	214,243	196		126,512
						114,436	229,466	196		142,907
Delco Forest Products Ltd.	Domestic Location		New Brunswick	Softwood	Bark / Hogfuel	24,801	19,471	12,615	23,422	17,136
	Export		Nova Scotia	Softwood	Bark / Hogfuel		18,978	25,941	345	
	Mill		New Brunswick	Softwood	Bark / Hogfuel	11,304	1,050			
	Total					36,105	39,499	38,556	23,767	17,136
Devon Lumber Co. Ltd.	Domestic Location		New Brunswick	Softwood	Bark / Hogfuel	7,150		8,581	7,392	5,612
	Export		Maine	Softwood	Bark / Hogfuel				2,394	3,732
	Mill		New Brunswick	Softwood	Bark / Hogfuel					1,744
	Total					7,150		8,581	9,786	11,088
Eric Goguen & Sons Ltd.	Domestic Location		New Brunswick	Softwood	Bark / Hogfuel	1,515	1,780	1,800	1,730	1,215
	Mill		New Brunswick	Softwood	Bark / Hogfuel					207
	Total					1,515	1,780	1,800	1,730	1,422
Flakeboard - St. Stephen	Domestic Location		New Brunswick	Hardwood	Bark / Hogfuel	6,267		9,632	12,020	
	Export		Maine	Hardwood	Bark / Hogfuel			139	110	211
			Nova Scotia	Hardwood	Bark / Hogfuel	108		2,414	554	1,442
	Mill		New Brunswick	Hardwood	Bark / Hogfuel				4,782	3,345
	Total					6,375		12,185	17,466	4,998
Fornebu Lumber Company Inc.- Bathurst Sawmill	Domestic Location		New Brunswick	Softwood	Bark / Hogfuel	8,444	6,393	5,269	6,740	14,533
	Export		Nova Scotia	Softwood	Bark / Hogfuel		15,428	8,835	1,280	
	Mill		New Brunswick	Softwood	Bark / Hogfuel	42,089	40,184	40,542	37,469	42,667
	Total					50,533	62,005	54,646	45,489	57,200
Garant, Div. of Hanson Kidde Canada Inc.	Mill		New Brunswick	Hardwood	Bark / Hogfuel					612
	Total									612
Groupe Savoie Inc.	Export		Québec	Hardwood	Bark / Hogfuel		7,032	496	496	2,729
	Mill		New Brunswick	Hardwood	Bark / Hogfuel	45,288	58,912	49,550	51,210	73,473
	Total					45,288	65,944	50,046	51,706	76,202
H. J. Crabbe & Sons Ltd.	Domestic Location		New Brunswick	Softwood	Bark / Hogfuel	662	1,556	149	204	158
	Export		Maine	Softwood	Bark / Hogfuel			2,964	3,245	7,677
	Mill		New Brunswick	Softwood	Bark / Hogfuel	16,078	16,296	12,285	15,256	11,297
	Total					16,740	17,852	15,398	18,705	19,132
Metric Tonnes	J.D. Irving - Baker Brook		New Brunswick	Softwood	Bark / Hogfuel			45	605	4,463

Table 6. Residue Production by Destination

Units (Residue Pro..)	Mill (Residue Prod.)	Destination_Type	Destination Location	Species (Residue Prod.)	Product (Residue Prod.)	Operating Year (Residue Production)				
						2020	2019	2018	2017	2016
Metric Tonnes	J.D. Irving - Baker Brook	Export	Maine	Softwood	Bark / Hogfuel		1,992	5,297	6,471	18,686
			Québec	Softwood	Bark / Hogfuel				1,163	1,349
		Mill	New Brunswick	Softwood	Bark / Hogfuel		15,200	35,511	46,528	24,072
		Total					17,192	40,853	54,767	48,570
	J.D. Irving - Chip Plant - Sussex	Domestic Location	New Brunswick	Softwood	Bark / Hogfuel		259			
		Export	Nova Scotia	Softwood	Bark / Hogfuel		63	776	2,118	
		Mill	New Brunswick	Softwood	Bark / Hogfuel	69,028	72,372	62,688	65,267	74,883
		Total				69,028	72,694	63,464	67,385	74,883
	J.D. Irving - Grand Lake Timber	Domestic Location	New Brunswick	Softwood	Bark / Hogfuel	465	195	512	8,837	23,148
		Export	Maine	Softwood	Bark / Hogfuel					3,934
			Nova Scotia	Softwood	Bark / Hogfuel			72		
			Prince Edward Island	Softwood	Bark / Hogfuel				517	
		Mill	New Brunswick	Softwood	Bark / Hogfuel	40,378	14,878	29,181	23,077	28,199
		Total				40,843	15,073	29,765	32,431	55,281
	J.D. Irving - Kedgwick	Export	Québec	Softwood	Bark / Hogfuel	6,998			447	
		Mill	New Brunswick	Softwood	Bark / Hogfuel	32,750		52,968	44,712	40,593
		Total				39,748		52,968	45,159	40,593
	J.D. Irving - Russell & Swim Mill	Mill	New Brunswick	Softwood	Bark / Hogfuel			1,477		33
		Total						1,477		33
	J.D. Irving - Sawmill - Sussex	Domestic Location	New Brunswick	Softwood	Bark / Hogfuel	365	4,422	154	193	2,832
		Export	Nova Scotia	Softwood	Bark / Hogfuel	11,883	11,883	16,237	6,559	
			Prince Edward Island	Softwood	Bark / Hogfuel				739	
		Mill	New Brunswick	Softwood	Bark / Hogfuel	66,805	62,748	64,360	63,930	68,207
	Total				79,053	79,053	80,751	71,421	71,039	
	J.D. Irving - St. Leonard	Domestic Location	New Brunswick	Softwood	Bark / Hogfuel		28,364			51
		Export	Maine	Softwood	Bark / Hogfuel			11,138	49,133	96,980
			Québec	Softwood	Bark / Hogfuel	5,090		255	8,819	11,144
Mill		New Brunswick	Softwood	Bark / Hogfuel	32,408	56,293	85,337	51,215	29,539	
Total				37,498	84,657	96,730	109,167	137,714		
J.D. Irving - Utopia Mill	Mill	New Brunswick	Hardwood	Bark / Hogfuel		6,165				
	Total					6,165				
J.D. Irving - Veneer Siding	Domestic Location	New Brunswick	Hardwood	Bark / Hogfuel	631					
	Export	Maine	Hardwood	Bark / Hogfuel			29	2,216	7,061	
		Québec	Hardwood	Bark / Hogfuel	9,180	1,162	72	67		
	Mill	New Brunswick	Hardwood	Bark / Hogfuel	11,236	21,441	25,498	22,173	15,386	
Total				21,047	22,603	25,599	24,456	22,447		
John W. Jamer Ltd.	Mill	New Brunswick	Softwood	Bark / Hogfuel			669			
	Total						669			

Table 6. Residue Production by Destination

Units (Residue Pro.. Metric Tonnes	Mill (Residue Prod.)	Destination_Type	Destination Location	Species (Residue Prod.)	Product (Residue Prod.)	Operating Year (Residue Production)				
						2020	2019	2018	2017	2016
Junction Lumber Products Inc.	Domestic Location		New Brunswick	Softwood	Bark / Hogfuel		4,642	7,920		
	Export		Maine	Softwood	Bark / Hogfuel	4,385				
			Québec	Softwood	Bark / Hogfuel	21				
	Total					4,406	4,642	7,920		
Littles Lumber (Ashmore - Harvey)	Domestic Location		New Brunswick	Softwood	Bark / Hogfuel	966	80	167		193
	Export		Maine	Softwood	Bark / Hogfuel	2,130	2,130	3,710		2,241
	Mill		New Brunswick	Softwood	Bark / Hogfuel		806	678		791
	Total					3,096	3,016	4,555		3,225
Maibec - Balmoral	Domestic Location		New Brunswick	Softwood	Bark / Hogfuel	48,630		276,440		
	Export		Québec	Softwood	Bark / Hogfuel					7,561
	Total					48,630		276,440		7,561
Marwood Ltd. - Tracyville	Mill		New Brunswick	Softwood	Bark / Hogfuel		1,522	2,696	2,470	1,710
	Total						1,522	2,696	2,470	1,710
Miramichi Timber Frames	Domestic Location		New Brunswick	Softwood	Bark / Hogfuel					7
	Total									7
R.F. Sadler Ltd.	Domestic Location		New Brunswick	Hardwood	Bark / Hogfuel			150		
				Softwood	Bark / Hogfuel	1,273	709			
	Export		Maine	Hardwood	Bark / Hogfuel			630	3,245	1,911
	Mill		New Brunswick	Hardwood	Bark / Hogfuel					4,651
	Total					1,273	709	780	3,245	6,562
SBC Cedar Inc.	Domestic Location		New Brunswick	Softwood	Bark / Hogfuel					30,000
	Export		Québec	Softwood	Bark / Hogfuel					85,000
	Total									115,000
Twin Rivers Paper Company Inc. - Plaster Rock Mill	Domestic Location		New Brunswick	Softwood	Bark / Hogfuel				52,778	42,171
	Mill		New Brunswick	Softwood	Bark / Hogfuel	66,557	64,802	48,705		
	Total					66,557	64,802	48,705	52,778	42,171
William F. Tompkins & Sons	Domestic Location		New Brunswick	Hardwood	Bark / Hogfuel				1,085	1,365
	Export		Maine	Hardwood	Bark / Hogfuel					2,176
	Total								1,085	3,541
Total						974,249	959,472	1,040,503	1,030,350	1,239,706

Table 7. Domestic Residue Delivery by Source

Units (ResDel)	Mill (Residue Delivery)	Overall Source (Residue Delivery)	Species Group (Resid..)	Product (Residue Delivery)	Operating Year (Residue Delivery)				
					2020	2019	2018	2017	2016
Cubic Metres	AV Cell Inc.	Mill	Hardwood	Sawdust				319	
				Sawmill Chips	31,860	271,451	142,772	58,388	85,135
			Shavings					1,418	
			Softwood	Sawmill Chips	311,293	20,379	220,467	308,021	267,802
		Total			343,153	291,830	363,239	366,728	354,355
	AV Nackawic Inc.	Mill	Hardwood	Sawmill Chips	7,331	35,244	56,261	65,816	53,593
		Total			7,331	35,244	56,261	65,816	53,593
	Flakeboard - St. Stephen	Domestic Location	Softwood	Shavings			1,094	1,145	
				Mill	Hardwood	Sawdust	7,184	8,823	9,764
		Sawmill Chips	7,401	1,580		10,072	474	1,147	
		Shavings		3,296			10,163	7,239	
		Softwood	Sawdust		16,872	34,578	32,086	34,514	
			Shavings		62,575	153,357	113,179	129,782	
		Total			14,585	93,146	208,865	157,047	172,682
	Fornebu Lumber Company Inc.- Bathurst Sawmill	Mill	Softwood	Sawdust					8,409
				Shavings					7,998
		Total							16,407
	Groupe Savoie Inc.	Mill	Hardwood	Sawdust	1,226			1,598	1,606
				Shavings	1,939			376	
			Softwood	Sawdust	37,189	43,085	45,281	45,281	49,090
				Shavings		851	9,996	8,059	
		Total			40,354	43,936	55,277	55,314	50,696
	H. J. Crabbe & Sons Ltd.	Mill	Softwood	Sawdust			84		
				Shavings	2,187			152	
		Total			2,187		84	152	
	J.D. Irving - IP&P	Domestic Location	Softwood	Pulpwood Chips					370
				Mill	Hardwood	Pulpwood Chips		15,268	21,311
Softwood		Sawdust					5,100		
		Sawmill Chips		18,755			2,327	669	
Softwood		Pulpwood Chips		499,934	411,370	386,838	402,600		
		Sawdust				187,874			

Table 7. Domestic Residue Delivery by Source

Units (ResDel)	Mill (Residue Delivery)	Overall Source (Residue Delivery)	Species Group (Resid..)	Product (Residue Delivery)	Operating Year (Residue Delivery)				
					2020	2019	2018	2017	2016
Cubic Metres	J.D. Irving - IP&P	Mill	Softwood	Sawmill Chips	116,675	338,645	261,156	239,206	331,223
		Total			116,675	872,602	693,837	883,650	782,672
	J.D. Irving - Irving Paper	Mill	Softwood	Pulpwood Chips				43	40
				Sawmill Chips	677,556	747,250	656,487	661,957	602,277
		Total			677,556	747,250	656,487	662,000	602,317
	J.D. Irving - Utopia Mill	Mill	Hardwood	Pulpwood Chips			20,168	4,832	41
				Sawmill Chips	17,079		392		612
		Total			17,079		20,560	4,832	653
	Marwood Ltd. - Tracyville	Mill	Softwood	Sawdust	2,156				
		Total			2,156				
	Shaw Resources	Crown Land	Softwood	Pulpwood Chips	342				
			Hardwood	Pulpwood Chips	9,486				
		Marketing Board	Softwood	Pulpwood Chips	13,810				
			Mill	Softwood	Sawdust	165,045	122,577	123,751	3,706
		Sawmill Chips			2,415				
		Total			243,165	122,577	123,751	98,616	88,051
	Twin Rivers Paper Company Inc. - Edmundston Mill	Mill	Softwood	Pulpwood Chips			72,791	42,137	53,531
Sawmill Chips					558,261	647,283	781,548	758,667	
Total					558,261	720,074	823,685	812,198	
William F. Tompkins & Sons	Domestic Location	Hardwood	Sawdust			120			
	Total					120			
Total				1,464,241	2,764,846	2,898,555	3,117,840	2,933,624	
Metric Tonnes	AV Cell Inc.	Mill	Hardwood	Bark / Hogfuel	17,477		6,017	36,934	29,006
			Softwood	Bark / Hogfuel	1,364	2,975	5,888	3,987	55
		Total			18,841	2,975	11,905	40,921	29,061
	AV Nackawic Inc.	Mill	Hardwood	Bark / Hogfuel	7,965	16,381	8,701		
			Softwood	Bark / Hogfuel	11,789	9,496	9,483		
		Total			19,754	25,877	18,184		
	Groupe Savoie Inc.	Crown Land	Hardwood	Forest Biomass	25,748	26,388	8,898	15,740	24,480
Industrial Freehold		Hardwood	Forest Biomass	37,816	36,263	8,219	1,556	3,696	

Table 7. Domestic Residue Delivery by Source

Units (ResDel)	Mill (Residue Delivery)	Overall Source (Residue Delivery)	Species Group (Resid..)	Product (Residue Delivery)	Operating Year (Residue Delivery)				
					2020	2019	2018	2017	2016
Metric Tonnes	Groupe Savoie Inc.	Marketing Board	Hardwood	Forest Biomass			95	95	
			Softwood	Forest Biomass					2,016
		Mill	Softwood	Forest Biomass			108	108	858
		Total			63,564	62,651	17,320	17,499	31,050
	J.D. Irving - IP&P	Domestic Location	Softwood	Bark / Hogfuel					514
		Mill	Softwood	Bark / Hogfuel	249,335	218,345	197,348		207,458
		Total			249,335	218,345	197,348		207,972
	J.D. Irving - Utopia Mill	Marketing Board	Softwood	Bark / Hogfuel	908				
		Mill	Hardwood	Bark / Hogfuel				389	
			Softwood	Bark / Hogfuel	51,329		13,543	16,895	
	Total			52,237		13,543	17,284		
	Shaw Resources	Industrial Freehold	Hardwood	Forest Biomass	35,417			40,151	
		Mill	Softwood	Bark / Hogfuel	10,078				685
		Total			45,495			40,151	685
	Twin Rivers Paper Company Inc. - Edmundston Mill	Crown Land	Hardwood	Forest Biomass	2,021			7,563	5,105
			Softwood	Forest Biomass		9,926			511
		Domestic Location	Hardwood	Bark / Hogfuel	33,985				
				Forest Biomass	50,129			1,012	
			Softwood	Bark / Hogfuel		320			6,019
				Forest Biomass		734			
		Industrial Freehold	Hardwood	Forest Biomass	3,058	15,265		11,512	4,661
			Softwood	Forest Biomass				47,570	59,121
		Marketing Board	Hardwood	Forest Biomass	45,729				
			Softwood	Bark / Hogfuel		9,423			
				Forest Biomass		20,336		38,087	35,025
		Mill	Hardwood	Bark / Hogfuel	97,940	75,836	70,472	52,041	56,277
				Forest Biomass	3,155				
Softwood			Bark / Hogfuel	208,642	251,140	351,321	325,819	283,021	
Total			444,659	382,980	421,793	483,604	449,740		
Total			893,885	692,828	680,093	599,459	718,508		

Table 8. Roundwood Imports by Wood Source

Overall Source	Species (group)	Product	Wood Source (grp)	Operating Year					
				2020	2019	2018	2017	2016	
Import	Hardwood	Full Tree Chips	Maine		77,635	86,378	95,834	76,309	
			Nova Scotia	869	49,139	34,311	61,985	69,315	
		Logs	Maine	65,899	68,400	74,562	103,718	103,709	
			Nova Scotia		621	143		29	
			Quebec	9,932	27,107	34,392	31,404	18,361	
		Pulpwood	Maine	16,852	810			15,236	
			Nova Scotia	31,195	5,388	20,057	11,269	19,336	
			Prince Edward Island	14,010	18,597	22	12,899	13,195	
			Quebec	634	1,049	3,108	2,622	27,260	
		Total				139,391	248,746	252,973	319,731
	Softwood	Full Tree Chips	Maine		29,429	97,061	100,218	78,633	
			Quebec			29,073	106,672		
		Logs	Maine	168,230	187,996	209,816	169,147	167,294	
			Nova Scotia		182	386	1,288	1,307	
			Prince Edward Island	1,054	3,853	128	4,018	1,175	
			Quebec	15,274	17,214	16,800	9,946	10,593	
		Poles	Connecticut	3,174	868	319	110	978	
			Maine	522	606	200	80		
			New York	701			116	2,158	
		Pulpwood	Maine			2,787			
			Nova Scotia	30		44	217	35	
			Quebec	5,279	9,656			69,141	
		Roundwood Biomass	Quebec			4,170	2,156	997	
		Shinglewood	Maine	8,654	14,584	17,365	13,853	11,611	
			Quebec	797	190	1,498	5,774	1,494	
		Studwood	Maine	53,628	76,636	60,365	49,231	53,053	
			Nova Scotia			3,521	252	147	
			Prince Edward Island	608		1,901	197		
			Quebec	24,121	124,808	121,793	87,133	151,457	
	Total				282,072	466,022	567,227	550,408	550,073
Total				421,463	714,768	820,200	870,139	892,823	

Table 9. Residue Imports by Source

Units (ResDel)	Species Group (Resid..)	Product (Residue Delivery)	Import Source	Operating Year (Residue Delivery)				
				2020	2019	2018	2017	2016
Cubic Metres	Hardwood	Sawdust	Quebec	3,188				
		Sawmill Chips	Maine	12,497	34,710		15,014	
			Quebec		825	2,644		
	Total			15,685	35,535	2,644	15,014	
	Softwood	Pulpwood Chips	Quebec		8,800			
		Sawdust	Maine		338	3,261	1,901	3,189
			Quebec	52,996	37,834	23,013	5,007	7,358
		Sawmill Chips	Maine	513,474	221,415	328,855	308,770	280,528
			Nova Scotia	33,345	40,978			
			PEI				260	1,218
		Shavings	Quebec	230,980	579,227	523,773	524,581	519,885
			Maine		14,139	28,953	28,124	25,075
			Nova Scotia		4,443	5,808	7,993	1,785
	Quebec	2,248	2,104			4,192		
	Total			833,043	909,278	913,663	876,636	843,230
Total			848,728	944,813	916,307	891,650	843,230	
Metric Tonnes	Hardwood	Bark / Hogfuel	Maine	365	19,300		1,160	
			Quebec	2,226	84,632	84,190	25,185	27,576
		Forest Biomass	Maine	58,457	82,446		49,652	69,122
	Total			61,048	186,378	84,190	75,997	96,698
	Softwood	Bark / Hogfuel	Maine	5,455	45,178	44,680	43,393	48,654
			Nova Scotia	1,492				
		Quebec	34,407	498,871	277,208	180,895	185,381	
Total			41,354	544,049	321,888	224,288	234,035	
Total			102,402	730,427	406,078	300,285	330,733	

Table 10. Roundwood Exports by Overall Source

Overall Source	Species	Product	Export Destination	Operating Year				
				2020	2019	2018	2017	2016
Crown Land	Birch (Yellow and White)	Pulpwood	Europe			15,477		
			Maine				4,194	
			Quebec				16,933	
		Total			15,477	21,127		
	Mixed Hardwood	Full Tree Chips	Quebec					1,847
			Maine					1,489
		Pulpwood	Quebec	21,885	26,941		1,862	4,838
			Turkey		367			
		Total		21,885	27,308		1,862	8,174
	Poplar	Pulpwood	Maine	3,203				1,214
		Total		3,203				1,214
Total			25,088	27,308	15,477	22,989	9,388	
Industrial Freehold	Birch (Yellow and White)	Pulpwood	Maine				4,855	
		Total				4,855		
	Cedar	Logs	Nova Scotia			192	415	258
			Quebec					10
		Shinglewood	Maine					375
			Quebec		3,955	3,431	10,424	11,864
		Studwood	Maine	2,834	1,883	2,339	1,739	3,432
			Nova Scotia			98		
		Quebec	898					
		Tree Length	Maine			151		919
	Total		3,732	5,838	6,211	12,578	16,858	
	Hardwood and Poplar (mixed)	Pulpwood	Maine					39,151
		Total						39,151
	Hemlock	Pulpwood	Maine			737		
		Total				737		
Mixed Hardwood	Full Tree Chips	Quebec			2,960	1,475	17,594	
		Maine	3,246	2,770	3,573	4,347	937	
	Logs	Quebec	15,349	15,067	20,624	20,696	28,942	
		Pulpwood	Maine	164,940	159,592	218,100	164,455	129,835

Table 10. Roundwood Exports by Overall Source

Overall Source	Species	Product	Export Destination	Operating Year				
				2020	2019	2018	2017	2016
Industrial Freehold	Mixed Hardwood	Pulpwood	Nova Scotia	691				
			Quebec	24,116	43,277	42,995	74,588	68,254
		Studwood	Maine	2,433				
			Quebec	36,957				
		Tree Length	Maine	5,080	4,502	2,439		685
		Veneer	Maine	6,313	5,981	2,417	2,384	2,908
			Michigan	3	32	30	64	
			Ontario	531		2,440	2,574	2,246
			Quebec	1,680	1,192	1,669	1,286	1,895
		Total		261,339	232,413	297,247	271,869	253,296
	Mixed Softwood	Logs	Quebec		14,651			37,572
		Studwood	Nova Scotia					26,422
		Total			14,651			63,994
	Poplar	Logs	Quebec	1,905	3,100	1,863	986	1,773
		Pulpwood	Maine	63,832	85,890	81,306	96,714	84,202
		Tree Length	Maine	33		71		160
		Total		65,770	88,990	83,240	97,700	86,135
	Red Pine	Logs	Quebec	120	224	1,190	1,977	2,087
		Pulpwood	Maine			1,614	409	
		Studwood	Quebec				573	
		Total		120	224	2,804	2,959	2,087
	Spruce	Studwood	Maine					4,635
		Total						4,635
	Spruce, Fir, Jack Pine	Full Tree Chips	Maine					10,443
			Quebec					5,114
		Logs	Maine			3,712	5,682	
			Nova Scotia				111	
			Quebec	14,724	3,700	45,140	39,913	46,093
		Pulpwood	Maine	3,926	565	624		
			Nova Scotia		544		40	38
Port of Belledune - Unknow..							488	

Table 10. Roundwood Exports by Overall Source

Overall Source	Species	Product	Export Destination	Operating Year				
				2020	2019	2018	2017	2016
Industrial Freehold	Spruce, Fir, Jack Pine	Pulpwood	Quebec			50,134	61,826	
			Maine	8,438			93,241	56,885
		Studwood	Nova Scotia	78,709	7,170	12,134	54,007	39,983
			Quebec	51,225	34,918	56,322		45,027
		Tree Length	Maine	3,150	5,243			
			Quebec					9,417
	Total		160,172	52,140	168,066	254,820	213,488	
	White Pine	Logs	Quebec	601	1,714	859	77	600
		Total		601	1,714	859	77	600
	Total		491,734	395,970	559,164	644,858	680,244	
Marketing Board	Birch (Yellow and White)	Pulpwood	Maine					32
			Quebec					200
		Total						232
	Cedar	Logs	Maine	3,011	4,844	6,395	3,260	7,010
			Quebec					48
		Pulpwood	Maine					23
		Shinglewood	Maine		65	65	414	295
			Quebec				113	240
		Studwood	Maine			509	4,064	2,034
			Quebec					221
		Tree Length	Maine	1,077	3,570	2,239	4,601	7,287
			Quebec				1,743	
	Total		4,088	8,479	9,208	14,195	17,158	
	Hemlock	Logs	Nova Scotia	78		116		
		Studwood	Maine			33		34
			Nova Scotia		249	347		
		Total		78	249	496		34
	Mixed Hardwood	Logs	Maine	901	3,580	5,205	1,428	10,808
			Nova Scotia	39	430	137	1,595	1,547
			Port of Belledune - Unknow..			58		
			Quebec	3,375	3,197	4,150	971	2,751

Table 10. Roundwood Exports by Overall Source

Overall Source	Species	Product	Export Destination	Operating Year					
				2020	2019	2018	2017	2016	
Marketing Board	Mixed Hardwood	Poles	Port of Belledune - Unknow..			193			
		Pulpwood	Maine		57,104	78,918	82,704	143,972	134,306
			New Brunswick					184	
			Nova Scotia		435	284	974	991	283
			Port of Belledune - Unknow..				26	5,214	3,529
			Quebec		242			15	675
		Studwood	Quebec						8,235
		Tree Length	Maine				104		
		Veneer	Maine		213	258	160	144	135
		Total			62,309	86,797	98,810	149,960	168,453
	Mixed Softwood	Logs	Nova Scotia						3,793
		Total							3,793
	Other Hardwood	Logs	Maine						1,058
		Pulpwood	Maine						691
		Total							1,749
	Poplar	Logs	Maine			31	200	7,973	
			New Brunswick				368		
			Quebec		2,792	8,231	4,598	2,688	3,380
		Pulpwood	Maine		48,208	47,033	59,714	77,816	81,055
			New Brunswick					1,188	
			Nova Scotia			192	66	307	
			Port of Belledune - Unknow..					1,000	2,672
		Quebec		1,129	1,266	558	2,165		
		Studwood	Quebec						2,378
		Tree Length	Maine		5,886	9,545	10,279		
	Total			58,015	66,298	76,783	92,137	89,485	
	Red Maple	Logs	Maine				12		
			Quebec					724	
		Total					12	724	
	Red Pine	Logs	Maine		557		823	783	
			Quebec		136	59			

Table 10. Roundwood Exports by Overall Source

Overall Source	Species	Product	Export Destination	Operating Year				
				2020	2019	2018	2017	2016
Marketing Board	Red Pine	Poles	Nova Scotia					33
		Pulpwood	Maine		162	591		
		Studwood	Nova Scotia		421	344	542	
			Quebec	278	20			
		Total		971	662	1,758	1,325	33
	Spruce	Logs	Nova Scotia					81
		Pulpwood	Maine		69			
		Studwood	Nova Scotia					155
		Total			69			236
	Spruce, Fir, Jack Pine	Logs	Maine	4,094	4,454	18,807	3,123	4,072
			Nova Scotia	136	2,678	123	224	918
			Quebec	2,595	2,957	7,860	8,268	6,767
		Pulpwood	Maine	17,390	15,941	6,514	174	883
			Nova Scotia		16,302	11,839	2,981	2,112
			Port of Belledune - Unknow..		226			268
		Studwood	Maine	20,797	7,966	5,331	3,125	5,132
			Nova Scotia	36,141	48,624	36,465	16,406	35,541
			Quebec	1,638	143	2,806	5,227	1,721
		Tree Length	Maine	15,227	10,094	26,716	19,071	8,214
		Total		98,018	109,385	116,461	58,599	65,628
	Sugar Maple	Veneer	Maine			63		
		Total				63		
	Tamarack (Larch)	Logs	Maine	29		37		
			Nova Scotia	136	61	73	48	467
			Quebec					105
		Pulpwood	Nova Scotia		100			
		Studwood	Nova Scotia			86		
Total		165	161	196	48	572		
White Birch	Logs	Maine			2			
	Total				2			
White Pine	Logs	Maine			16		126	

Table 10. Roundwood Exports by Overall Source

Overall Source	Species	Product	Export Destination	Operating Year				
				2020	2019	2018	2017	2016
Marketing Board	White Pine	Logs	Nova Scotia	65				
		Total		65		16		126
	Total			223,709	272,100	303,805	316,988	347,499
Grand Total				740,531	695,378	878,446	984,835	1,037,131