

**NEW BRUNSWICK FOREST
PRODUCTS COMMISSION**

TIMBER UTILIZATION REPORT

2018-2019

JUNE 2021



New Brunswick
Forest Products Commission

Commission des produits forestiers
du Nouveau Brunswick

Figure 1. New Brunswick Roundwood Consumption

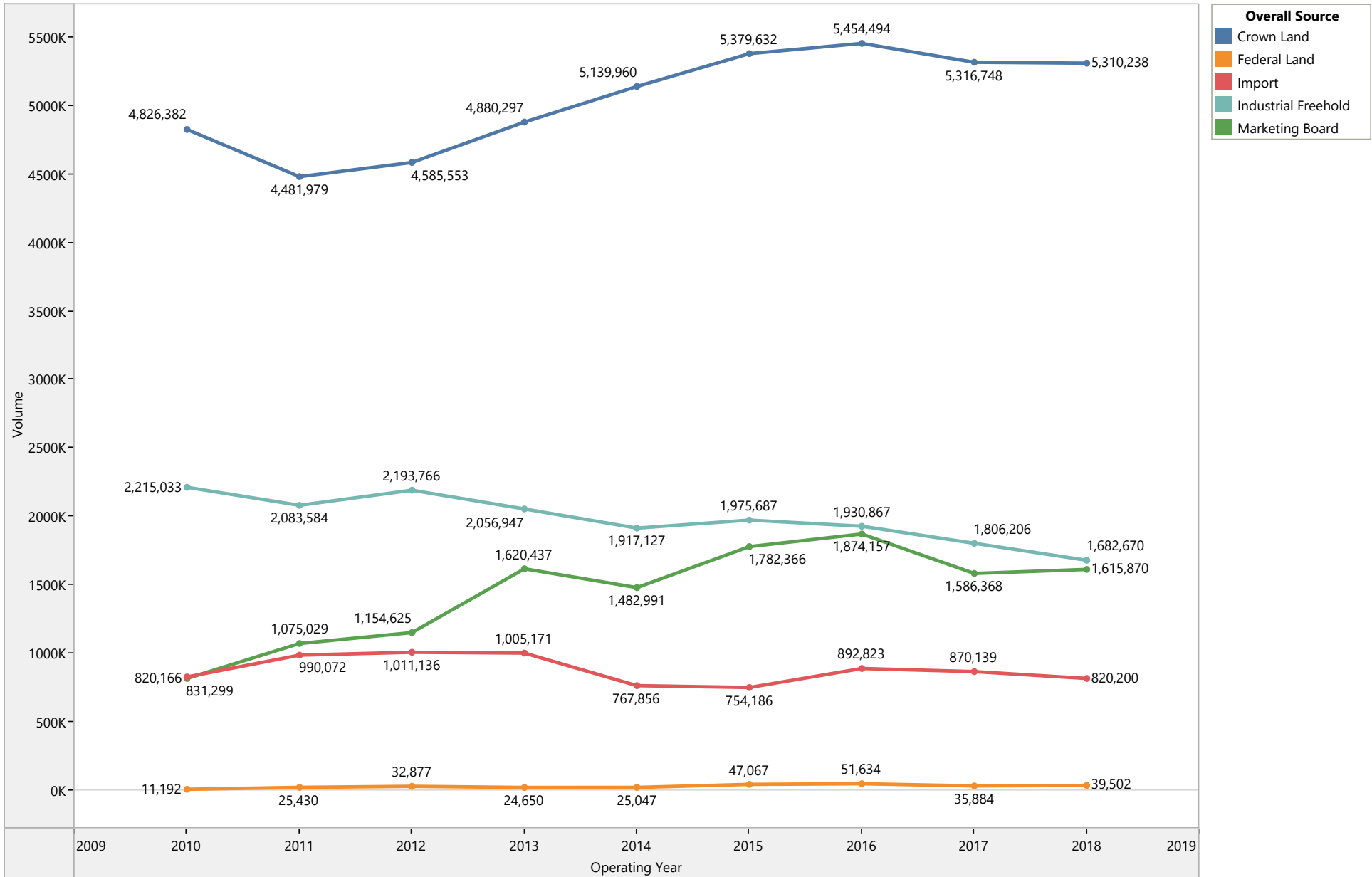


Figure 2. 2018-19 Total Roundwood Harvest in NB

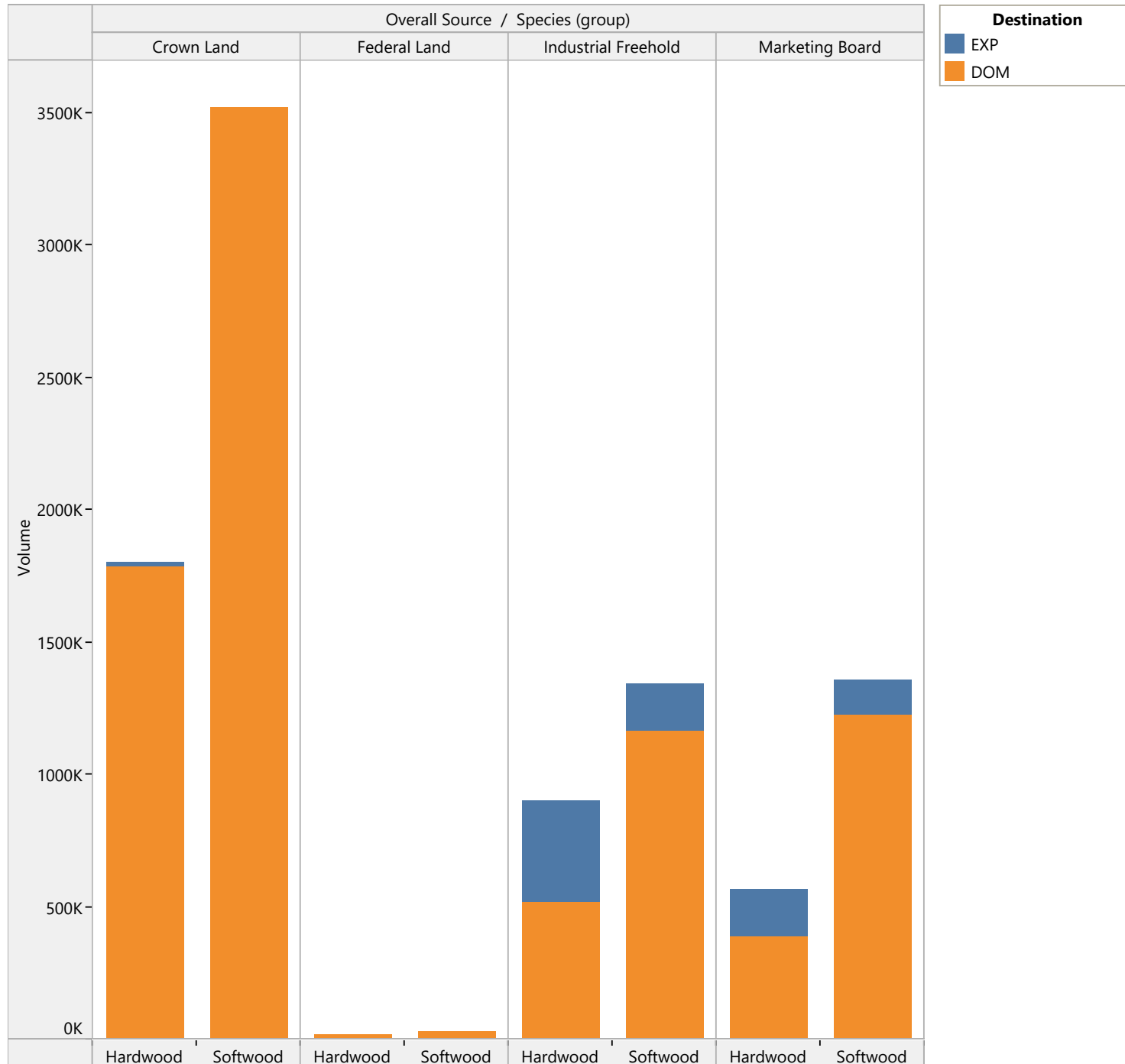


Table 1. 2018-19 Total Roundwood Harvest (m3) in NB

Destination	Overall Source / Species (group)								Grand Total
	Crown Land		Federal Land		Industrial Freehold		Marketing Board		
	Hardwood	Softwood	Hardwood	Softwood	Hardwood	Softwood	Hardwood	Softwood	
EXP	15,477				380,487	178,677	175,670	128,135	878,446
DOM	1,788,384	3,521,854	14,055	25,447	520,227	1,162,443	389,324	1,226,546	8,648,280
Grand Total	1,803,861	3,521,854	14,055	25,447	900,714	1,341,120	564,994	1,354,681	9,526,726

Table 2. Total Roundwood (m3) by Overall Source Domestic & Export

Destination	Overall Source	Species	Product	Operating Year				
				2018	2017	2016	2015	2014
DOM	Crown Land	Ash	Logs			21		115
			Total			21		115
		Birch (Yellow and White)	Pulpwood	30,045	27,194	27,158	16,394	19,393
			Total	30,045	27,194	27,158	16,394	19,393
		Cedar	Lathwood					1,458
			Logs	1,553	4,231	2,341	9,157	3,969
			Shinglewood	19,191	39,294	41,005	23,608	12,715
			Studwood	31,104	42,578	46,399	30,609	18,031
			Tree Length	7,082	4,424	8,737	4,705	12,463
			Total	58,930	90,527	98,482	68,079	48,636
		Hardwood and Poplar (mixed)	Pulpwood				357	
			Total				357	
		Hemlock	Logs	2,822	2,983	3,026	4,907	1,049
			Pulpwood				6,117	
			Total	2,822	2,983	3,026	11,024	1,049
		Mixed Hardwood	Fuelwood		1,260	3,000		
			Full Tree Chips	328,429	332,115	382,451	395,904	434,525
			Logs	136,923	129,636	135,584	124,934	110,002
			Pulpwood	878,683	858,873	858,279	909,235	747,312
			Tree Length	626				
			Veneer				650	306
		Total	1,344,661	1,321,884	1,379,314	1,430,723	1,292,145	
		Mixed Softwood	Full Tree Chips	106,413		113,059		225,391
Pulpwood	105,819		100,736	119,428		148,076		
Roundwood Biomass	762			1,418				
Total	212,994		100,736	233,905		373,467		
Mixed Species	Roundwood Biomass	7,264		890				
	Total	7,264		890				
Other Softwood	Roundwood Biomass		1,870	427				
	Total		1,870	427				
	Poplar					40,410		

Table 2. Total Roundwood (m3) by Overall Source Domestic & Export

Destination	Overall Source	Species	Product	Operating Year					
				2018	2017	2016	2015	2014	
DOM	Crown Land	Poplar	Lathwood	4,040			2,656		
			Logs	38,268	44,901	47,335	61,665	27,111	
			Pulpwood	371,370	427,688	357,753	432,668	332,086	
			Total	413,678	472,589	405,088	496,989	399,607	
		Red Pine	Logs	2,827	7,568	9,488	10,650	10,913	
			Poles	61	528	654	292	657	
			Pulpwood	5,824	3,218	1,258	2,520	1,606	
			Studwood	3,328					
			Tree Length	15	195	527		444	
			Total	12,055	11,509	11,927	13,462	13,620	
		Spruce, Fir, Jack Pine	Full Tree Chips		74,652		96,348		
			Logs	921,466	1,014,091	977,691	848,977	758,766	
			Pulpwood	244,568	150,186	173,961	327,116	252,256	
			Roundwood Biomass				42,003		
			Studwood	1,957,576	1,837,594	1,958,348	1,820,072	1,751,426	
			Tree Length	110	95,750	82,590	71,799	126,488	
		Total	3,123,720	3,172,273	3,192,590	3,206,315	2,888,936		
		Tamarack (larch)	Logs	349					
			Pulpwood				2,863		
			Total	349			2,863		
		White Pine	Logs	103,720	115,183	101,666	121,538	102,992	
			Pulpwood				11,888		
			Total	103,720	115,183	101,666	133,426	102,992	
		Total	5,310,238	5,316,748	5,454,494	5,379,632	5,139,960		
		Federal Land	Birch (Yellow and White)	Pulpwood	2,151	810	3,652	7,435	
				Total	2,151	810	3,652	7,435	
			Cedar	Shinglewood		121			
Studwood	836								
Total	836			121					
Hemlock	Logs			109					
	Pulpwood						1,433		

Table 2. Total Roundwood (m3) by Overall Source Domestic & Export

Destination	Overall Source	Species	Product	Operating Year					
				2018	2017	2016	2015	2014	
DOM	Federal Land	Hemlock	Total		109				1,433
		Mixed Hardwood	Full Tree Chips	108	513				
			Logs	103	70				
			Pulpwood	6,761	5,182	9,291	10,183	6,585	
			Total	6,972	5,765	9,291	10,183	6,585	
		Mixed Softwood	Pulpwood	38		357			
			Total	38		357			
		Mixed Species	Roundwood Biomass	897					
			Total	897					
		Poplar	Pulpwood	4,932	3,236	4,455	2,263	1,916	
			Total	4,932	3,236	4,455	2,263	1,916	
		Red Pine	Logs					881	
			Poles	81	50			19	
			Pulpwood	124	19			230	
			Studwood	121					
			Total	326	69			1,130	
		Spruce, Fir, Jack Pine	Full Tree Chips				365		
			Logs	4,738	5,774	10,625	12,208	4,330	
			Pulpwood	4,548	7,203	9,020	6,446	3,185	
			Roundwood Biomass				10		
	Studwood		12,580	11,933	11,390	6,938	3,774		
	Total		21,866	24,910	31,035	25,967	11,289		
	White Pine	Logs	1,484	864	2,844	1,219	2,694		
		Total	1,484	864	2,844	1,219	2,694		
	Total				39,502	35,884	51,634	47,067	25,047
	Industrial Freehold	Ash	Logs					333	
			Total					333	
		Birch (Yellow and White)	Pulpwood	3,494	2,028	6,444	8,513		
			Total	3,494	2,028	6,444	8,513		
		Cedar	Lathwood					23	
Logs	4,963		6,245	2,704	4,602	3,461			

Table 2. Total Roundwood (m3) by Overall Source Domestic & Export

Destination	Overall Source	Species	Product	Operating Year				
				2018	2017	2016	2015	2014
DOM	Industrial Freehold	Cedar	Shinglewood	7,016	15,684	15,479	5,481	13,641
			Studwood	8,368	22,677	22,292	12,798	21,738
			Tree Length	2,229	1,383	874	688	1,968
			Total	22,576	45,989	41,349	23,569	40,831
		Hardwood and Poplar (mixed)	Pulpwood				32	
			Total				32	
		Hemlock	Logs	1,693	814	937	1,594	459
			Pulpwood				279	
			Tree Length				127	
			Total	1,693	814	937	2,000	459
		Mixed Hardwood	Full Tree Chips	219,615	229,197	196,592	275,344	210,020
			Logs	75,370	77,423	96,537	90,203	106,590
			Pulpwood	111,261	144,930	181,878	189,563	189,331
			Roundwood Biomass	47,780				
			Tree Length	230	5,376			
			Veneer					4,280
		Total	454,256	456,926	475,007	555,110	510,221	
		Mixed Softwood	Full Tree Chips	35,416		58,490		86,974
			Pulpwood	323	5,678	6,942	1,299	2,695
			Roundwood Biomass	148				
			Total	35,887	5,678	65,432	1,299	89,669
		Mixed Species	Roundwood Biomass	3,556				
			Total	3,556				
		Other Softwood	Roundwood Biomass		112	1,331		
			Total		112	1,331		
		Poplar	Full Tree Chips					8,665
			Lathwood	3,296				
Pulpwood	59,181		71,849	48,516	59,031	55,749		
Total	62,477		71,849	48,516	59,031	64,414		
Red Pine	Logs	713		341		1,843		
	Poles	40		69				

Table 2. Total Roundwood (m3) by Overall Source Domestic & Export

Destination	Overall Source	Species	Product	Operating Year					
				2018	2017	2016	2015	2014	
DOM	Industrial Freehold	Red Pine	Pulpwood	831	1,045	2,175	3,533		
			Studwood	270					
			Total	1,854	1,045	2,585	3,533	1,843	
		Spruce, Fir, Jack Pine	Full Tree Chips	12,655	42,755		123,571		
			Logs	386,319	430,358	374,574	380,426	374,869	
			Pulpwood	35,849	68,710	90,643	87,972	142,034	
			Studwood	658,108	639,610	725,337	624,723	551,590	
			Tree Length	2,408	36,316	87,179	96,888	128,013	
			Total	1,095,339	1,217,749	1,277,733	1,313,580	1,196,506	
		Tamarack (larch)	Logs				270		
			Pulpwood				135		
			Total				405		
		White Pine	Logs	1,538	4,016	11,533	8,535	12,851	
	Pulpwood					80			
	Total		1,538	4,016	11,533	8,615	12,851		
	Total				1,682,670	1,806,206	1,930,867	1,975,687	1,917,127
	Marketing Board	Ash	Logs	461		658			
			Total	461		658			
		Birch (Yellow and White)	Pulpwood	8,827	12,960	11,742	11,602	8,454	
			Tree Length	21					
Total			8,848	12,960	11,742	11,602	8,454		
Cedar		Logs	5,176	3,786	8,079	11,257	6,537		
		Pulpwood	64	213	124				
		Shinglewood	791	4,041	6,622	3,156	1,660		
		Studwood	10,313	11,467	13,878	5,552	5,221		
		Tree Length	3,477	8,509	3,555	3,472	4,458		
		Total	19,821	28,016	32,258	23,437	17,876		
Hardwood and Poplar (mixed)		Pulpwood				21,749			
		Total				21,749			
Hemlock		Logs	7,551	5,177	6,895	5,872	5,014		
		Pulpwood		67	392	1,219	7,943		

Table 2. Total Roundwood (m3) by Overall Source Domestic & Export

Destination	Overall Source	Species	Product	Operating Year				
				2018	2017	2016	2015	2014
DOM	Marketing Board	Hemlock	Studwood		382			
			Total	7,551	5,626	7,287	7,091	12,957
		Mixed Hardwood	Fuelwood	69	424	7,857	6,029	
			Full Tree Chips	42,764	45,967	105,886	72,978	83,671
			Logs	9,638	13,453	17,340	21,327	14,581
			Pulpwood	107,873	112,964	134,207	100,897	74,327
			Roundwood Biomass	2,857				
			Tree Length	6,131	507	7,191	14,037	7,804
			Veneer			680	272	14
			Total	169,332	173,315	273,161	215,540	180,397
		Mixed Softwood	Full Tree Chips			35,366		88,310
			Logs	1				
			Pulpwood	67,786	78,483	81,764		89,753
			Roundwood Biomass	8,234				
			Total	76,021	78,483	117,130		178,063
		Mixed Species	Fuelwood		1,659			
			Roundwood Biomass	17,555	11,519	11,156	5,967	
			Total	17,555	13,178	11,156	5,967	
		Other Softwood	Full Tree Chips	27,163				
			Pulpwood		423			
			Total	27,163	423			
		Poplar	Full Tree Chips					10,526
			Logs	2,900	8,835	8,722	6,656	8,196
			Pulpwood	199,406	208,064	221,370	216,472	193,449
			Roundwood Biomass	6,017				
			Tree Length	2,360	526			
			Total	210,683	217,425	230,092	223,128	212,171
		Red Pine	Logs	1,678	6,950	3,587	3,561	910
			Poles	200	840	545	835	1,551
			Pulpwood	1,128	1,945	559	3,552	2,066
			Studwood	232	563			

Table 2. Total Roundwood (m3) by Overall Source Domestic & Export

Destination	Overall Source	Species	Product	Operating Year				
				2018	2017	2016	2015	2014
DOM	Marketing Board	Red Pine	Tree Length	32	32	109		477
			Total	3,270	10,330	4,800	7,948	5,004
		Spruce, Fir, Jack Pine	Full Tree Chips		29,251		85,073	
			Logs	262,916	278,303	295,536	314,849	248,829
			Pulpwood	218,492	151,648	188,840	261,431	168,530
			Roundwood Biomass				24,000	
			Studwood	560,746	548,645	638,586	515,151	418,599
			Tree Length	7,321	18,467	35,226	35,208	15,950
			Total	1,049,475	1,026,314	1,158,188	1,235,712	851,908
		Tamarack (larch)	Fuelwood	1,400	885	324		
			Logs	459	232	57	130	39
			Pulpwood	593		1,807	4,667	
			Studwood			395		
			Tree Length	17	916	347		
			Total	2,469	2,033	2,930	4,797	39
		White Birch	Pulpwood			33		
			Total			33		
		White Pine	Logs	23,221	18,265	24,722	17,595	16,122
			Pulpwood				7,800	
			Total	23,221	18,265	24,722	25,395	16,122
Total			1,615,870	1,586,368	1,874,157	1,782,366	1,482,991	
Total			8,648,280	8,745,206	9,311,152	9,184,752	8,565,125	
EXP	Crown Land	Birch (Yellow and White)	Full Tree Chips				9,248	
			Pulpwood	15,477	21,127		175	
			Total	15,477	21,127		9,423	
		Cedar	Shinglewood				13,684	
			Total				13,684	
		Mixed Hardwood	Full Tree Chips			1,847		18,941
			Pulpwood		1,862	6,327		279
			Total		1,862	8,174		19,220
		Mixed Species	Forest Biomass	3,470				

Table 2. Total Roundwood (m3) by Overall Source Domestic & Export

Destination	Overall Source	Species	Product	Operating Year				
				2018	2017	2016	2015	2014
EXP	Crown Land	Mixed Species	Total	3,470				
		Poplar	Pulpwood			1,214		
			Total			1,214		
		Spruce, Fir, Jack Pine	Pulpwood					9,696
			Total					9,696
	Total			18,947	22,989	9,388	23,107	28,916
		Birch (Yellow and White)	Pulpwood		4,855			1,212
			Total		4,855			1,212
		Cedar	Fuelwood				524	524
			Logs	192	415	268	308	308
			Shinglewood	3,431	10,424	12,239	15,874	23,051
			Studwood	2,437	1,739	3,432	795	1,788
			Tree Length	151		919	64	985
			Total	6,211	12,578	16,858	17,565	26,656
		Hardwood and Poplar (mixed)	Pulpwood			39,151	43,812	
			Total			39,151	43,812	
		Hemlock	Pulpwood	737			1,180	967
			Total	737			1,180	967
		Mixed Hardwood	Forest Biomass	74,859	37,658	139,552	129,383	
			Full Tree Chips	2,960	1,475	17,594	38,832	17,908
			Logs	24,197	25,043	29,879	19,611	18,544
			Pulpwood	261,095	239,043	198,089	229,919	191,686
			Tree Length	2,439		685	1,386	
			Veneer	6,556	6,308	7,049	9,368	2,879
		Total	372,106	309,527	392,848	428,499	231,017	
		Mixed Softwood	Forest Biomass				1,526	
	Logs				37,572	14,378		
Studwood				26,422				
Total				63,994	15,904			
Industrial Freehold	Mixed Species	Forest Biomass				54,307		
		Total				54,307		

Table 2. Total Roundwood (m3) by Overall Source Domestic & Export

Destination	Overall Source	Species	Product	Operating Year				
				2018	2017	2016	2015	2014
EXP	Industrial Freehold	Poplar	Logs	1,863	986	1,773	2,384	
			Pulpwood	81,306	96,714	84,202	89,362	84,564
			Tree Length	71		160		
			Total	83,240	97,700	86,135	91,746	84,564
		Red Pine	Logs	1,190	1,977	2,087	3,577	2,020
			Pulpwood	1,614	409		417	
			Studwood		573			
			Tree Length					1,268
			Total	2,804	2,959	2,087	3,994	3,288
		Spruce	Studwood			4,635		
			Total			4,635		
		Spruce, Fir, Jack Pine	Full Tree Chips			15,557	757	
			Logs	48,852	45,706	46,093	8,158	14,745
			Pulpwood	50,758	61,866	526	72,723	104,710
			Studwood	68,456	147,248	141,895	102,296	56,714
			Tree Length			9,417	4,633	3,626
			Total	168,066	254,820	213,488	188,567	179,795
		Tamarack (larch)	Tree Length					23
			Total					23
	White Pine	Logs	859	77	600	954	1,682	
		Pulpwood				391	757	
		Total	859	77	600	1,345	2,439	
	Yellow Birch	Veneer					47	
Total						47		
Total				634,023	682,516	819,796	792,612	584,315
Marketing Board	Ash	Logs				26		
		Total				26		
	Birch (Yellow and White)	Logs				2		
		Pulpwood			232	1,281	1,511	
		Total			232	1,283	1,511	
	Cedar	Logs	6,395	3,260	7,058	2,745	2,000	

Table 2. Total Roundwood (m3) by Overall Source Domestic & Export

Destination	Overall Source	Species	Product	Operating Year				
				2018	2017	2016	2015	2014
EXP	Marketing Board	Cedar	Pulpwood			23		
			Shinglewood	65	527	535		
			Studwood	509	4,064	2,255	843	
			Tree Length	2,239	6,344	7,287	3,985	1,557
			Total	9,208	14,195	17,158	7,573	3,557
		Hardwood and Poplar (mixed)	Pulpwood				16,105	
			Total				16,105	
		Hemlock	Logs	116				
			Pulpwood				29	135
			Studwood	380		34		71
			Total	496		34	29	206
		Mixed Hardwood	Full Tree Chips				93	
			Logs	9,550	3,994	15,106	2,362	6,017
			Poles	193				
			Pulpwood	88,907	145,822	144,977	103,698	54,534
			Studwood			8,235	1,807	
			Tree Length					28
			Veneer	160	144	135	212	96
			Total	98,810	149,960	168,453	108,172	60,675
		Mixed Softwood	Logs			3,793		
			Poles				149	
			Pulpwood				284	
			Total			3,793	433	
		Mixed Species	Forest Biomass	27,740	51,556	46,901	80,902	32,735
			Pulpwood				1,340	
			Total	27,740	51,556	46,901	82,242	32,735
		Other Hardwood	Logs			1,058		
Pulpwood				691				
Total				1,749				
Poplar	Logs	5,166	10,661	3,380	13,984	8,457		
	Pulpwood	61,338	81,476	83,727	113,749	46,316		

Table 2. Total Roundwood (m3) by Overall Source Domestic & Export

Destination	Overall Source	Species	Product	Operating Year				
				2018	2017	2016	2015	2014
EXP	Marketing Board	Poplar	Studwood			2,378		
			Tree Length	10,279				
			Total	76,783	92,137	89,485	127,733	54,773
		Red Maple	Logs	12	724			
			Pulpwood				355	
			Total	12	724		355	
		Red Pine	Logs	823	783		3,425	
			Poles			33		
			Pulpwood	591				
			Studwood	344	542			
		Total	1,758	1,325	33	3,425		
		Spruce	Logs			81	922	
			Studwood			155	998	
			Total			236	1,920	
		Spruce, Fir, Jack Pine	Logs	26,790	11,615	11,757	7,673	10,738
			Poles				6,340	
			Pulpwood	18,353	3,155	3,263	17,399	53,930
			Studwood	44,602	24,758	42,394	49,645	34,142
			Tree Length	26,716	19,071	8,214	444	6,269
		Total	116,461	58,599	65,628	81,501	105,079	
		Sugar Maple	Veneer	63				
			Total	63				
		Tamarack (larch)	Logs	110	48	572		
			Studwood	86				
			Total	196	48	572		
		White Birch	Logs	2			5	
			Total	2			5	
White Pine	Logs	16		126				
	Total	16		126				
Yellow Birch	Logs				17			
	Total				17			

Table 2. Total Roundwood (m3) by Overall Source Domestic & Export

Destination	Overall Source	Species	Product	Operating Year				
				2018	2017	2016	2015	2014
EXP	Board	Total		331,545	368,544	394,400	430,819	258,536
	Total			984,515	1,074,049	1,223,584	1,246,538	871,767

Figure 3. Total Roundwood to New Brunswick Mills 2018-19

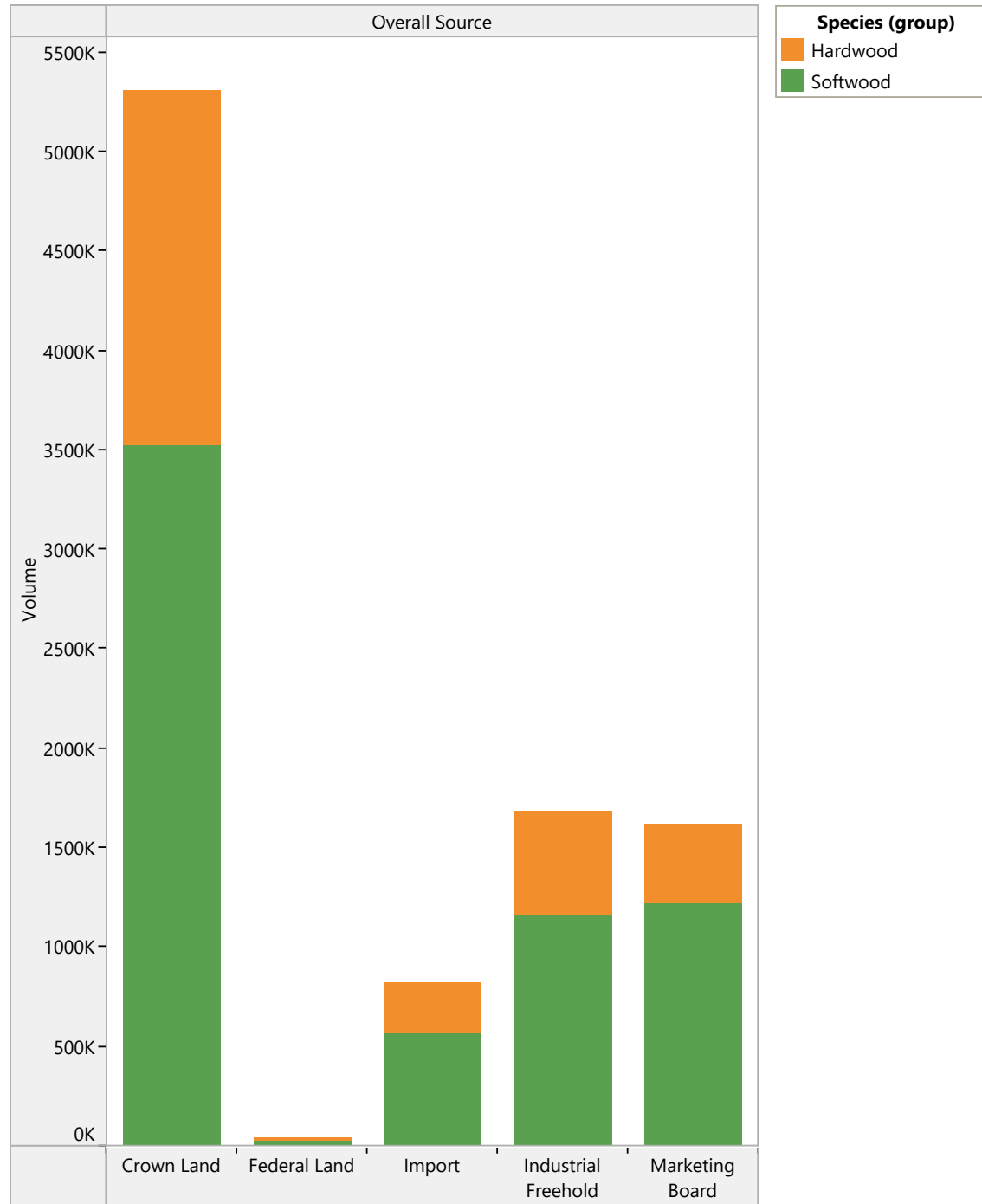


Figure 4. Total Crown Roundwood to New Brunswick Mills 2018-19

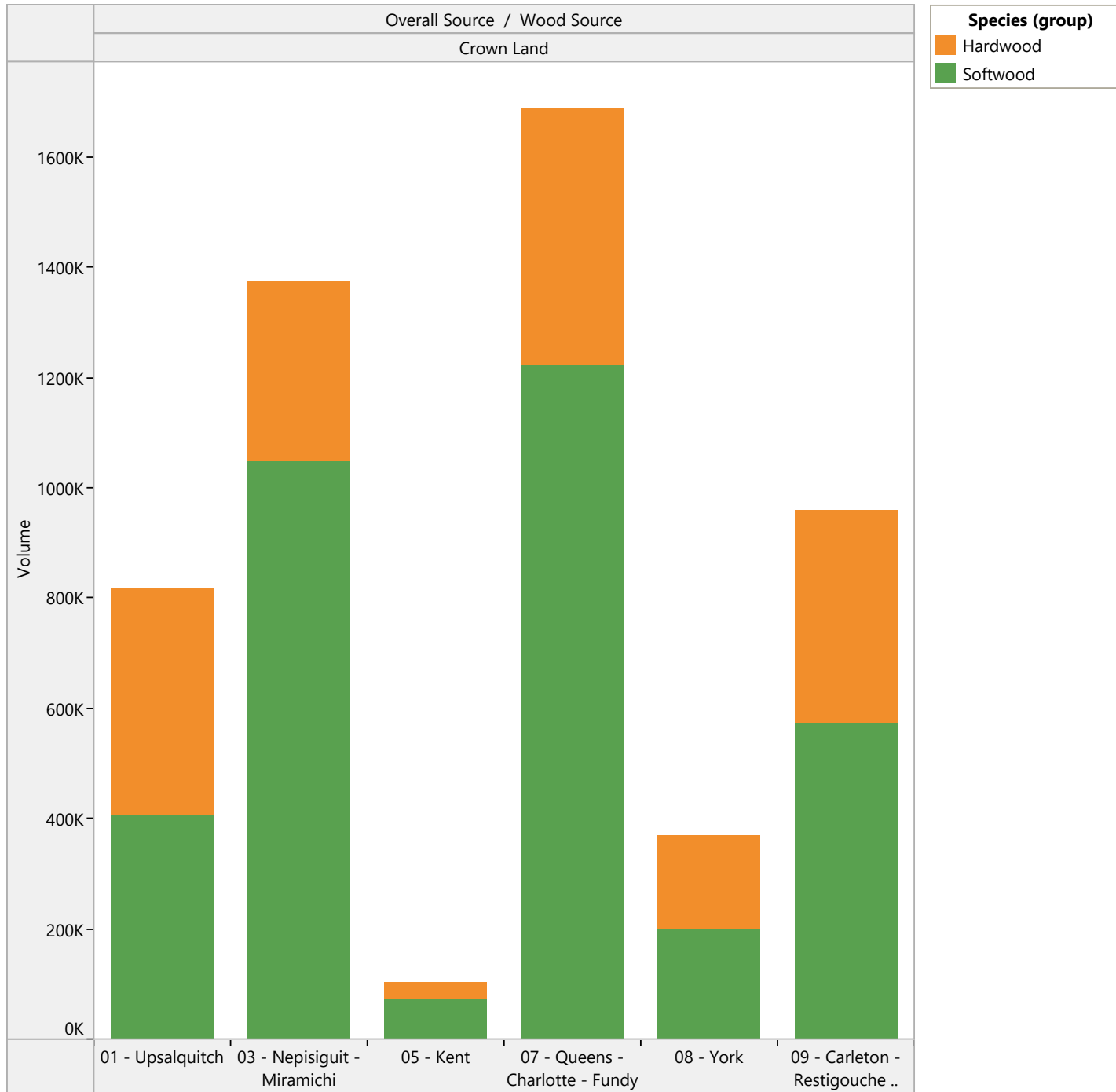


Table 3. Total Crown Roundwood to New Brunswick Mills 2018-19

Species	Product	Overall Source / Wood Source							Grand Total
		Crown Land						Total	
		01 - Upsalquitch	03 - Nepisiguit - Miramichi	05 - Kent	07 - Queens - Charlotte - Fundy	08 - York	09 - Carleton - Restigouche - Tobique		
Birch (Yellow and White)	Pulpwood				670	28,591	784	30,045	30,045
	Total				670	28,591	784	30,045	30,045
Cedar	Logs	60			1,493			1,553	1,553
	Shinglewood	5,080	7,322	20		4,126	2,643	19,191	19,191
	Studwood	6,703	10,726	104	3,075	6,615	3,881	31,104	31,104
	Tree Length		6,624		81	377		7,082	7,082
	Total	11,843	24,672	124	4,649	11,118	6,524	58,930	58,930
Hemlock	Logs				153	2,669		2,822	2,822
	Total				153	2,669		2,822	2,822
Mixed Hardwood	Full Tree Chips		34		309,394	16,273	2,728	328,429	328,429
	Logs	23,617	20,568	143	19,745	8,368	64,482	136,923	136,923
	Pulpwood	219,646	212,761	11,116	100,842	82,590	251,728	878,683	878,683
	Tree Length						626	626	626
	Total	243,263	233,363	11,259	429,981	107,231	319,564	1,344,661	1,344,661
Mixed Softwood	Full Tree Chips		86		106,303	24		106,413	106,413
	Pulpwood		91,924	12,757	1,138			105,819	105,819
	Total	762	92,010	12,757	107,441	24		212,994	212,994
Mixed Species	Roundwood Biomass	1,921				5,343		7,264	7,264
	Total	1,921				5,343		7,264	7,264
Poplar	Lathwood						4,040	4,040	4,040
	Logs	31,853	110				6,305	38,268	38,268
	Pulpwood	136,000	93,287	18,192	36,284	34,018	53,589	371,370	371,370
	Total	167,853	93,397	18,192	36,284	34,018	63,934	413,678	413,678
Red Pine	Logs				2,827			2,827	2,827
	Poles				61			61	61
	Pulpwood				4,252	1,572		5,824	5,824
	Studwood				2,934	394		3,328	3,328
	Tree Length				15			15	15
	Total				10,089	1,966		12,055	12,055
Spruce, Fir, Jack Pine	Logs	83,795	121,465	2,387	326,353	105,358	282,108	921,466	921,466
	Pulpwood	5,864	5,751	4,943	219,239	8,607	164	244,568	244,568
	Studwood	301,040	767,036	52,583	492,521	58,931	285,465	1,957,576	1,957,576
	Total	390,699	894,252	59,913	1,038,113	172,896	567,847	3,123,720	3,123,720
Tamarack (larch)	Logs						349	349	349
	Total						349	349	349
White Pine	Logs	38	37,712		60,989	4,981		103,720	103,720
	Total	38	37,712		60,989	4,981		103,720	103,720
Grand Total		816,379	1,375,406	102,245	1,688,369	368,837	959,002	5,310,238	5,310,238

Figure 5. Total Marketing Board Roundwood to New Brunswick Mills 2018-19

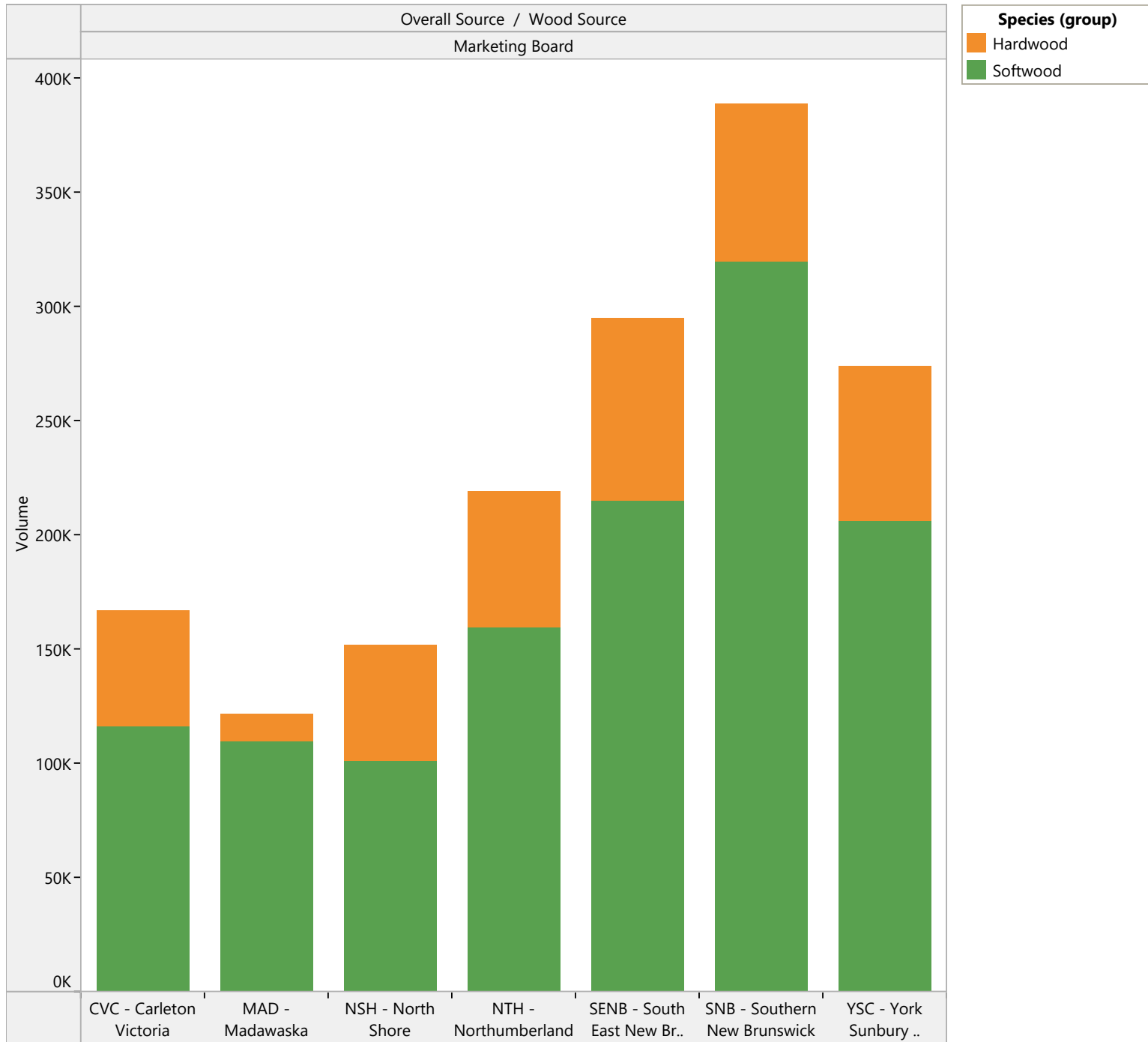


Table 4. Total Marketing Board Roundwood to New Brunswick Mills 2018-19

		Overall Source / Wood Source							
		Marketing Board							
Species	Product	CVC - Carleton Victoria	MAD - Madawaska	NSH - North Shore	NTH - Northumberland	SENB - South East New Brunswick	SNB - Southern New Brunswick	YSC - York Sunbury Charlotte	Total
Ash	Logs	461							461
	Total	461							461
Birch (Yellow and White)	Pulpwood	2,417			374		478	5,558	8,827
	Tree Length	21							21
	Total	2,438			374		478	5,558	8,848
Cedar	Logs	2,029	417		238		702	1,790	5,176
	Pulpwood					64			64
	Shinglewood		434	190				167	791
	Studwood	1,548	3,360	2,884	1,227	830	29	435	10,313
	Tree Length	787			182			2,508	3,477
	Total	4,364	4,211	3,074	1,647	894	731	4,900	19,821
Hemlock	Logs	439			34	2,374	532	4,172	7,551
	Total	439			34	2,374	532	4,172	7,551
Mixed Hardwood	Fuelwood	69							69
	Full Tree Chips	1,008			20	6,417	33,182	2,137	42,764
	Logs	1,132	3,907	2,944	356	91	648	560	9,638
	Pulpwood	23,273	6,826	9,953	19,602	14,617	10,116	23,486	107,873
	Roundwood Biomass			2,857					2,857
	Tree Length	4,604	4					1,523	6,131
	Total	30,086	10,737	15,754	19,978	21,125	43,946	27,706	169,332
Mixed Softwood	Logs							1	1
	Pulpwood			10,550	27,060	26,649	3,419	108	67,786
	Roundwood Biomass			7,498				736	8,234
	Total			18,048	27,060	26,649	3,419	845	76,021
Mixed Species	Roundwood Biomass		12,198	17			13	5,327	17,555
	Total		12,198	17			13	5,327	17,555
Other Softwood	Full Tree Chips					2,601	21,700	2,862	27,163
	Total					2,601	21,700	2,862	27,163

Table 4. Total Marketing Board Roundwood to New Brunswick Mills 2018-19

		Overall Source / Wood Source							
		Marketing Board							
Species	Product	CVC - Carleton Victoria	MAD - Madawaska	NSH - North Shore	NTH - Northumberland	SENB - South East New Brunswick	SNB - Southern New Brunswick	YSC - York Sunbury Charlotte	Total
Poplar	Logs		86	2,814					2,900
	Pulpwood	15,426	1,072	26,101	39,342	58,765	24,596	34,104	199,406
	Roundwood Biomass			6,017					6,017
	Tree Length	2,036						324	2,360
	Total	17,462	1,158	34,932	39,342	58,765	24,596	34,428	210,683
Red Pine	Logs	32			88		1,021	537	1,678
	Poles						200		200
	Pulpwood						161	967	1,128
	Studwood						46	186	232
	Tree Length							32	32
	Total	32			88		1,428	1,722	3,270
Spruce, Fir, Jack Pine	Logs	48,373	29,439	6,118	19,510	25,560	62,597	71,319	262,916
	Pulpwood	7,909	29,663	4,654	15,235	46,410	85,215	29,406	218,492
	Studwood	46,708	32,383	68,844	86,981	108,530	136,090	81,210	560,746
	Tree Length	7,321							7,321
	Total	110,311	91,485	79,616	121,726	180,500	283,902	181,935	1,049,475
Tamarack (larch)	Fuelwood		1,400						1,400
	Logs	196	199			33	31		459
	Pulpwood	593							593
	Tree Length	17							17
	Total	806	1,599			33	31		2,469
White Pine	Logs	148		467	8,822	1,540	7,946	4,298	23,221
	Total	148		467	8,822	1,540	7,946	4,298	23,221
Grand Total		166,547	121,388	151,908	219,071	294,481	388,722	273,753	1,615,870

Table 5. Total Roundwood Deliveries to Licensee/Sub-Licensee Mills by Source

Mill	Overall Source	Wood_Source	Species	Product	Operating Year						
					2018	2017	2016	2015	2014		
Arbec Forest Products	Crown Land	03 - Nepisiguit - Miramichi	Hemlock	Pulpwood				5,480			
			Mixed Hardwood	Pulpwood	124,344	108,765	125,717	102,646	98,199		
			Mixed Softwood	Pulpwood	91,924	92,915	103,839		133,067		
			Poplar	Pulpwood	64,554	68,918	58,502	77,498	91,366		
			Red Pine	Pulpwood				459			
			Spruce, Fir, Jack Pine	Pulpwood				91,761			
			Tamarack (larch)	Pulpwood				1,688			
		White Pine	Pulpwood				11,285				
		05 - Kent	Mixed Hardwood	Pulpwood	11,116	15,118	15,434	13,691	10,406		
			Mixed Softwood	Pulpwood	12,757	2,273	10,706		12,029		
			Poplar	Pulpwood	18,192	14,392	12,388	18,650	11,508		
			Spruce, Fir, Jack Pine	Pulpwood				2,742			
			Tamarack (larch)	Pulpwood				1,090			
			White Pine	Pulpwood				603			
		07 - Queens - Charlotte - Fundy	Mixed Hardwood	Pulpwood	4,533	19,975	23,861	29,527	22,250		
			Mixed Softwood	Pulpwood	1,138	4,400	4,883		2,686		
			Poplar	Pulpwood	13,729	23,619	19,807	22,785	9,351		
			Spruce, Fir, Jack Pine	Pulpwood				2,933			
			Tamarack (larch)	Pulpwood				85			
		09 - Carleton - Restigouche ..	Mixed Hardwood	Pulpwood					73		
		Total					342,287	350,375	375,137	382,923	390,935
		Federal Land	CFB Gagetown	Poplar	Pulpwood					95	
			First Nation Reserves	Mixed Hardwood	Pulpwood	228					
				Mixed Softwood	Pulpwood	38		357			
				Poplar	Pulpwood	369	349	165	270		
			Total					635	349	522	270
		Import	Nova Scotia	Mixed Hardwood	Pulpwood		806	304			
	Poplar			Pulpwood	18,272	877	1,446	718			
	Prince Edward Island		Mixed Hardwood	Pulpwood	22						
			Poplar	Pulpwood		12,899	13,195	8,184	6,117		
	Québec		Poplar	Pulpwood	2,913	2,427	6,980				
	Total					21,207	17,009	21,925	8,902	6,117	

Table 5. Total Roundwood Deliveries to Licensee/Sub-Licensee Mills by Source

Mill	Overall Source	Wood_Source	Species	Product	Operating Year					
					2018	2017	2016	2015	2014	
Arbec Forest Products	Industrial Freehold	Acadian Timber	Mixed Softwood	Pulpwood					683	
			Red Pine	Pulpwood				392		
			Spruce, Fir, Jack Pine	Pulpwood				38		
			Tamarack (larch)	Pulpwood				45		
			White Pine	Pulpwood				30		
		Fornebu Lumber	Hemlock	Pulpwood				246		
			Mixed Hardwood	Pulpwood	419	1,615	86	638	180	
			Mixed Softwood	Pulpwood	323	2,018	2,352		2,012	
			Poplar	Pulpwood	497	1,797	1,756	6,346	3,526	
			Spruce, Fir, Jack Pine	Pulpwood				803		
			Tamarack (larch)	Pulpwood				90		
			White Pine	Pulpwood				50		
		J.D. Irving	Mixed Hardwood	Pulpwood	69	41	107	16	893	
			Mixed Softwood	Pulpwood		3,660	4,590			
			Poplar	Pulpwood	3,367	1,082	3,527	821	273	
			Red Pine	Pulpwood				3,033		
			Spruce, Fir, Jack Pine	Pulpwood				87		
	Total					4,675	10,213	12,418	12,635	7,567
	Marketing Board	NSH - North Shore	Mixed Hardwood	Pulpwood	4,775	5,630	3,718	786	6,282	
			Mixed Softwood	Pulpwood	10,550	11,113	11,601		18,406	
			Poplar	Pulpwood	24,433	21,895	21,456	21,529	30,366	
			Spruce, Fir, Jack Pine	Pulpwood				7,723		
			Tamarack (larch)	Pulpwood				90		
			White Pine	Pulpwood				1,857		
		NTH - Northumberland	Hemlock	Pulpwood				640		
			Mixed Hardwood	Pulpwood	11,134	12,497	16,735	16,980	10,035	
			Mixed Softwood	Pulpwood	27,060	25,640	31,351		28,351	
Poplar			Pulpwood	29,947	35,238	40,885	39,060	28,537		
Red Pine			Pulpwood				50			
Spruce, Fir, Jack Pine			Pulpwood				43,802			
Tamarack (larch)			Pulpwood				1,040			
White Pine	Pulpwood				850					

Table 5. Total Roundwood Deliveries to Licensee/Sub-Licensee Mills by Source

Mill	Overall Source	Wood_Source	Species	Product	Operating Year				
					2018	2017	2016	2015	2014
Arbec Forest Products	Marketing Board	SENB - South East New Brunswick	Hemlock	Pulpwood				285	
			Mixed Hardwood	Pulpwood	11,576	11,026	9,937	3,472	3,526
			Mixed Softwood	Pulpwood	26,649	27,707	26,160		19,446
			Poplar	Pulpwood	57,865	46,187	47,050	42,905	41,359
			Red Pine	Pulpwood				51	
			Spruce, Fir, Jack Pine	Pulpwood				18,910	
			Tamarack (larch)	Pulpwood				3,045	
		White Pine	Pulpwood				2,834		
		SNB - Southern New Brunswick	Hemlock	Pulpwood				235	
			Mixed Hardwood	Pulpwood	2,760	2,810	2,656	606	788
			Mixed Softwood	Pulpwood	3,419	5,144	4,037		8,134
			Poplar	Pulpwood	7,115	8,611	7,982	8,855	5,058
			Red Pine	Pulpwood				926	
			Spruce, Fir, Jack Pine	Pulpwood				1,789	
	Tamarack (larch)		Pulpwood				430		
	YSC - York Sunbury Charlotte	White Pine	Pulpwood				2,259		
		Mixed Hardwood	Pulpwood	127	830	516	509	923	
		Mixed Softwood	Pulpwood	108	717	709		1,545	
		Poplar	Pulpwood	168	594	481	235	486	
		Spruce, Fir, Jack Pine	Pulpwood				1,255		
			Tamarack (larch)	Pulpwood				62	
			Total			217,686	215,639	225,274	223,070
	Total				586,490	593,585	635,276	627,800	607,956
AV Cell Inc.	Crown Land	01 - Upsalquitch	Mixed Hardwood	Pulpwood	76,693	100,688	102,130	131,645	95,059
			Mixed Species	Roundwood Biomass	1,921				
			Spruce, Fir, Jack Pine	Pulpwood	5,864				
		03 - Nepisiguit - Miramichi	Mixed Hardwood	Pulpwood	46,485	37,793	33,090	56,150	38,545
		07 - Queens - Charlotte - Fu..	Mixed Hardwood	Pulpwood			30,170		
		09 - Carleton - Restigouche ..	Mixed Hardwood	Pulpwood	26,400	48,384		48,898	42,193
		Total			157,363	186,865	165,390	236,693	175,797
	Industrial Freehold	Acadian Timber	Mixed Hardwood	Pulpwood	7,040	18,177	11,243	8,736	8,291
	J.D. Irving	Mixed Hardwood	Pulpwood	3,268	2,097	10,067	2,298	3,047	

Table 5. Total Roundwood Deliveries to Licensee/Sub-Licensee Mills by Source

Mill	Overall Source	Wood_Source	Species	Product	Operating Year					
					2018	2017	2016	2015	2014	
AV Cell Inc.	Freehold	Total			10,308	20,274	21,310	11,034	11,338	
	Marketing Board	NSH - North Shore	Mixed Hardwood	Pulpwood	1,727	6,843	8,561	9,356	2,736	
		Total			1,727	6,843	8,561	9,356	2,736	
Total					169,398	213,982	195,261	257,083	189,871	
AV Nackawic Inc.	Crown Land	01 - Upsalquitch	Birch (Yellow and White)	Pulpwood				5,316		
			Mixed Hardwood	Pulpwood	36,501	22,876	9,281	26,868	30,309	
			Poplar	Pulpwood	128,061	164,476	111,776	133,623	69,505	
		03 - Nepisiguit - Miramichi	Mixed Hardwood	Pulpwood	9,727	7,778	5,390			
			Poplar	Pulpwood	28,274	27,959	34,919	34,034	21,419	
		07 - Queens - Charlotte - Fundy	Birch (Yellow and White)	Pulpwood	670	484	1,185	801		
			Mixed Hardwood	Full Tree Chips						28
				Pulpwood	1,595	19,554	19,868	7,116	18,325	
			Poplar	Full Tree Chips						33,856
		08 - York	Mixed Hardwood	Pulpwood	22,555	16,709	13,525	24,841	31,476	
				Full Tree Chips						
			Birch (Yellow and White)	Pulpwood	28,591	26,064	25,948	6,069		
			Cedar	Shinglewood	1,295					
				Studwood	1,429					
			Hemlock	Logs	179					
			Mixed Hardwood	Full Tree Chips						4,892
				Logs	1,255					
				Pulpwood	81,485	94,488	91,282	93,710	74,491	
				Mixed Species	Roundwood Biomass	5,343				
				Other Softwood	Roundwood Biomass		1,870	427		
			Poplar	Full Tree Chips						6,554
				Pulpwood	34,018	43,563	44,688	42,466	32,457	
		Spruce, Fir, Jack Pine	Logs	1,168						
			Pulpwood	2,029	74					
		White Pine	Logs	826						
		09 - Carleton - Restigouche - Tobique	Birch (Yellow and White)	Pulpwood	784	646	25	4,208		
			Mixed Hardwood	Logs	13					
Pulpwood	87,963			59,601	63,202	67,392	57,122			
		Tree Length	626							

Table 5. Total Roundwood Deliveries to Licensee/Sub-Licensee Mills by Source

Mill	Overall Source	Wood_Source	Species	Product	Operating Year					
					2018	2017	2016	2015	2014	
AV Nackawic Inc.	Crown Land	Tobique	Poplar	Pulpwood	49,789	44,125	40,101	38,915	36,784	
		Total			524,176	530,267	461,617	485,359	417,218	
	Federal Land	Acadia Research Forest	Birch (Yellow and White)	Pulpwood		237	246			
			Mixed Hardwood	Pulpwood		501	444			
			Poplar	Pulpwood		18	1,173			
		CFB Gagetown	Birch (Yellow and White)	Pulpwood	2,151	573	3,406	7,435		
			Hemlock	Pulpwood					1,433	
			Mixed Hardwood	Pulpwood	6,527	4,681	7,865	10,183	6,585	
			Mixed Species	Roundwood Biomass	897					
			Poplar	Pulpwood	4,563	2,869	3,117	1,993	1,821	
			Spruce, Fir, Jack Pine	Logs		121				
				Pulpwood		42				
		Studwood		305						
	Total			14,606	8,879	16,251	19,611	9,839		
	Import	Maine	Mixed Hardwood	Pulpwood			12,002	3,499	836	
		Nova Scotia	Mixed Hardwood	Pulpwood			6,418	773		
			Poplar	Pulpwood			6,483	2,398		
		Québec	Mixed Hardwood	Pulpwood			19,999	7,256	2,029	
	Total					44,902	13,926	2,865		
	Industrial Freehold	Acadian Timber	Mixed Hardwood	Pulpwood	16,425	16,407	48,452	73,258	60,723	
				Tree Length	230	5,376				
			Poplar	Pulpwood					2,837	
		AV Nackawic	Birch (Yellow and White)	Pulpwood	3,494	1,882	2,560	1,267		
			Cedar	Shinglewood	60					
				Studwood	210					
			Hemlock	Logs	6					
			Mixed Hardwood	Logs	73					
Pulpwood				17,520	9,730	10,366	24,952	23,623		
Mixed Species			Roundwood Biomass	3,522						
Other Softwood			Roundwood Biomass		112	1,331				
Poplar		Pulpwood	7,692	10,897	2,098	10,495	9,546			
Spruce, Fir, Jack Pine	Logs	93								

Table 5. Total Roundwood Deliveries to Licensee/Sub-Licensee Mills by Source

Mill	Overall Source	Wood_Source	Species	Product	Operating Year						
					2018	2017	2016	2015	2014		
AV Nackawic Inc.	Industrial Freehold	AV Nackawic	Spruce, Fir, Jack Pine	Pulpwood	71						
				Studwood	80						
				White Pine	Logs	54					
		Groupe Savoie	Poplar	Pulpwood				6,708			
		H.J. Crabbe & Sons	Mixed Hardwood	Pulpwood	10,230	13,781	24,648	4,649	17,993		
			Mixed Species	Roundwood Biomass	34						
			Poplar	Pulpwood	6,004	8,943	5,217	5,443	11,156		
		J.D. Irving	Birch (Yellow and White)	Pulpwood		146	3,884	7,246			
			Mixed Hardwood	Pulpwood	47,920	51,853	55,795	53,226	50,693		
			Poplar	Full Tree Chips					8,665		
				Pulpwood	41,621	49,130	35,918	29,218	28,411		
		Total					155,339	168,257	190,269	216,462	213,647
		Marketing Board	CVC - Carleton Victoria	Birch (Yellow and White)	Pulpwood	2,417	40	32	476		
					Tree Length	21					
	Hemlock			Pulpwood					62		
				Pulpwood	9,284	2,143	12,691	18,405	8,330		
	Mixed Hardwood			Tree Length		404					
				Pulpwood	8,226	3,393	10,168	8,151	2,450		
	Poplar			Tree Length	17	194					
	MAD - Madawaska			Birch (Yellow and White)	Pulpwood			140			
				Mixed Hardwood	Pulpwood			305		59	
				Poplar	Pulpwood	188		2,274	1,037	222	
NSH - North Shore	Birch (Yellow and White)			Pulpwood				51			
	Mixed Hardwood		Pulpwood			735	29				
	Poplar		Pulpwood				36				
NTH - Northumberland	Birch (Yellow and White)		Pulpwood	374	346		118				
	Mixed Hardwood		Pulpwood	7,497	5,277	3,076	1,489	1,190			
	Poplar		Pulpwood	8,619	3,474	6,085	6,026	4,793			
SENB - South East New Brunswick	Mixed Hardwood		Pulpwood	2,099		309		31			
	Poplar		Pulpwood	540	862	2,182	1,386	4,185			
SNB - Southern New Brunswick	Birch (Yellow and White)	Pulpwood	478	681	363	719					
	Mixed Hardwood	Full Tree Chips					250				

Table 5. Total Roundwood Deliveries to Licensee/Sub-Licensee Mills by Source

Mill	Overall Source	Wood_Source	Species	Product	Operating Year					
					2018	2017	2016	2015	2014	
AV Nackawic Inc.	Marketing Board	SNB - Southern New Brunswick	Mixed Hardwood	Pulpwood		3,974	7,273	766	1,160	
			Mixed Species	Roundwood Biomass	13					
			Poplar	Pulpwood	13,598	14,289	17,630	22,350	14,947	
		YSC - York Sunbury Charlotte	Birch (Yellow and White)	Pulpwood	5,558	6,986	8,016	10,124		
				Cedar	Shinglewood	167				
			Hemlock	Studwood	325					
				Logs	21					
			Mixed Hardwood	Pulpwood						7,881
				Logs	82					
				Pulpwood	21,254	31,734	26,376	21,006	9,593	
			Mixed Softwood	Tree Length	1,523	103				
				Roundwood Biomass	736					
			Mixed Species	Roundwood Biomass	5,327					
			Poplar	Full Tree Chips						10,526
				Pulpwood	27,180	36,439	41,598	56,771	35,428	
				Tree Length	324	332				
			Spruce, Fir, Jack Pine	Logs	84					
		Pulpwood		155						
		Studwood		264						
		Total					116,371	110,671	139,253	148,940
Total					810,492	818,074	852,292	884,298	744,676	
Canusa Cedar Inc.	Crown Land	01 - Upsalquitch	Cedar	Shinglewood	1,534	1,722	700			
		03 - Nepisiguit - Miramichi	Cedar	Shinglewood	1,442	1,834	2,669			
		07 - Queens - Charlotte - Fu..	Cedar	Shinglewood			746	466	576	
		08 - York	Cedar	Shinglewood	1,527	1,132	1,148	2,079	4,135	
		09 - Carleton - Restigouche ..	Cedar	Shinglewood	1,427	2,736	3,011	2,288		
		Total			5,930	7,424	8,274	4,833	4,711	
	Federal Land	First Nation Reserves	Cedar	Shinglewood		121				
		Total				121				
	Import	Maine	Cedar	Shinglewood	294	137		652		
		Québec	Cedar	Shinglewood	857					
		Total			1,151	137		652		

Table 5. Total Roundwood Deliveries to Licensee/Sub-Licensee Mills by Source

Mill	Overall Source	Wood_Source	Species	Product	Operating Year				
					2018	2017	2016	2015	2014
Canusa Cedar Inc.	Industrial Freehold	Acadian Timber	Cedar	Shinglewood	432	4,156	3,503	2,953	9,568
		AV Cell	Cedar	Shinglewood		140			
		AV Nackawic	Cedar	Shinglewood			452		
		Devon Lumber	Cedar	Shinglewood	530	512	679		
		Fornebu Lumber	Cedar	Shinglewood		95			
		J.D. Irving	Cedar	Shinglewood	1,855	932	55	680	2,279
		Total			2,817	5,835	4,689	3,633	11,847
	Marketing Board	CVC - Carleton Victoria	Cedar	Shinglewood		414	489		
		MAD - Madawaska	Cedar	Shinglewood	434	546	992	2,615	1,061
		Total			434	960	1,481	2,615	1,061
	Total			10,332	14,477	14,444	11,733	17,619	
Chaleur Sawmills Associates	Crown Land	01 - Upsalquitch	Spruce, Fir, Jack Pine	Studwood	190,171	197,120	182,615	194,283	279,081
		03 - Nepisiguit - Miramichi	Spruce, Fir, Jack Pine	Studwood	250,582	267,997	251,297	219,468	177,455
		09 - Carleton - Restigouche ..	Spruce, Fir, Jack Pine	Studwood					4,532
		Total			440,753	465,117	433,912	413,751	461,068
	Import	Québec	Spruce, Fir, Jack Pine	Studwood	59,725	32,354	72,714	72,619	55,496
		Total			59,725	32,354	72,714	72,619	55,496
	Industrial Freehold	AV Cell	Spruce, Fir, Jack Pine	Studwood				160	
		Chaleur Sawmills Associates	Spruce, Fir, Jack Pine	Studwood					1,848
		Fornebu Lumber	Spruce, Fir, Jack Pine	Studwood	7,871		3,732	5,195	5,394
		J.D. Irving	Spruce, Fir, Jack Pine	Studwood		6	18,790		8,211
		North American Forest Prod..	Spruce, Fir, Jack Pine	Studwood		50		537	278
		Total			7,871	56	22,522	5,892	15,731
	Marketing Board	NSH - North Shore	Spruce, Fir, Jack Pine	Pulpwood			471		
				Studwood	16,609	14,785	37,321	25,489	46,829
		NTH - Northumberland	Spruce, Fir, Jack Pine	Studwood	5,470	13,708	17,875	11,262	77
		SENB - South East New Bru..	Spruce, Fir, Jack Pine	Studwood		645	1,571		
	Total			22,079	29,138	57,238	36,751	46,906	
Total			530,428	526,665	586,386	529,013	579,201		
Clair Industrial Development Corp. Ltd.	Crown Land	01 - Upsalquitch	Cedar	Shinglewood				704	96
		07 - Queens - Charlotte - Fu..	Cedar	Shinglewood		496	2,716		
		08 - York	Cedar	Logs					350

Table 5. Total Roundwood Deliveries to Licensee/Sub-Licensee Mills by Source

Mill	Overall Source	Wood_Source	Species	Product	Operating Year				
					2018	2017	2016	2015	2014
Clair Industrial Development Corp. Ltd.	Crown Land	08 - York	Cedar	Shinglewood	1,304	2,411	2,625	1,111	260
				Studwood	1,585	809	848	1,135	
		09 - Carleton - Restigouche - Tobique	Cedar	Logs					2,165
				Shinglewood	1,216	6,095	3,508	8,725	7,269
				Studwood	848	3,579	2,371	4,139	
				Poplar	4,040				
	Total		8,993	13,390	12,068	15,814	10,140		
	Import	Maine	Cedar	Logs					3,038
				Shinglewood	17,071	13,716	8,097	35,384	22,630
				Studwood	9,602	9,149	12,176	4,997	
		Québec	Cedar	Logs					7
				Shinglewood					166
	Total		26,673	22,865	20,273	40,381	25,841		
	Industrial Freehold	Acadian Timber	Cedar	Logs					3,242
				Shinglewood			220	747	380
				Studwood			568	772	
		AV Nackawic	Cedar	Shinglewood		79			
		H.J. Crabbe & Sons	Cedar	Logs					219
				Shinglewood		175		1,101	458
				Studwood		4,253		52	
		J.D. Irving	Cedar	Shinglewood	3,877	6,963			956
				Studwood	2,207				
				Poplar	3,296				
		Total		9,380	11,470	788	2,672	5,255	
	Marketing Board	MAD - Madawaska	Cedar	Logs					473
				Shinglewood			150	105	599
				Studwood				503	
Total					150	608	1,072		
Total				45,046	47,725	33,279	59,475	42,308	
Delco Forest Products Ltd.	Crown Land	03 - Nepisiguit - Miramichi	Spruce, Fir, Jack Pine	Pulpwood	5,730		12,285		655
				Roundwood Biomass				10,748	
				Studwood	137,681	133,086	97,469	79,133	89,079

Table 5. Total Roundwood Deliveries to Licensee/Sub-Licensee Mills by Source

Mill	Overall Source	Wood_Source	Species	Product	Operating Year						
					2018	2017	2016	2015	2014		
Delco Forest Products Ltd.	Crown Land	03 - Nepisiguit - Miramichi	Spruce, Fir, Jack Pine	Tree Length					1,794		
		05 - Kent	Spruce, Fir, Jack Pine	Pulpwood	4,943		6,320		2,234		
				Roundwood Biomass				8,240			
				Studwood	52,583	52,663	40,847	30,961	27,704		
		07 - Queens - Charlotte - Fundy	Spruce, Fir, Jack Pine	Pulpwood	436	517			807		
				Roundwood Biomass				2,095			
				Studwood	9,232	5,433	11,049	12,660	9,459		
	Total				210,605	191,699	167,970	143,837	133,248		
	Federal Land	First Nation Reserves	Spruce, Fir, Jack Pine	Pulpwood	275						
				Roundwood Biomass				10			
				Studwood	3,796	786	2,406	16			
	Total				4,071	786	2,406	26			
	Import	Prince Edward Island	Spruce, Fir, Jack Pine	Studwood		197					
		Total				197					
	Industrial Freehold	Fornebu Lumber	Spruce, Fir, Jack Pine	Studwood	481	4,471	3,924				
		Total			481	4,471	3,924				
	Marketing Board	NSH - North Shore	Spruce, Fir, Jack Pine	Pulpwood	1,177						
				Studwood	9,990		210				
		NTH - Northumberland	Spruce, Fir, Jack Pine	Mixed Hardwood	Pulpwood					870	
				Pulpwood	2,713				3,199		
				Roundwood Biomass				4,162			
					Studwood	29,400	4,824	13,890	15,319	9,174	
					Mixed Hardwood	Pulpwood					7,089
					Pulpwood	35,344	4,445	905		17,169	
		SENB - South East New Brunswick	Spruce, Fir, Jack Pine	Roundwood Biomass				19,782			
				Studwood	94,147	86,739	44,950	45,780	55,332		
				Tree Length					1,088		
Mixed Hardwood				Pulpwood					268		
SNB - Southern New Brunswick		Spruce, Fir, Jack Pine	Pulpwood	747				426			
	Roundwood Biomass					56					
	Studwood		3,001	2,412		4,334	4,222				

Table 5. Total Roundwood Deliveries to Licensee/Sub-Licensee Mills by Source

Mill	Overall Source	Wood_Source	Species	Product	Operating Year				
					2018	2017	2016	2015	2014
Delco Forest Products Ltd.	Marketing Board	Brunswick	Spruce, Fir, Jack Pine	Tree Length					377
		Total			176,519	98,420	59,955	89,433	99,214
	Total				391,676	295,573	234,255	233,296	232,462
Devon Lumber Co. Ltd.	Crown Land	07 - Queens - Charlotte - Fundy	Cedar	Tree Length	81	253	592	654	720
			Spruce, Fir, Jack Pine	Pulpwood	8,598	5,157	4,831	2,164	6,172
				Studwood	34,769	29,612	34,609	31,270	30,113
		08 - York	Cedar	Tree Length	377	375	1,730	2,253	3,835
			Spruce, Fir, Jack Pine	Pulpwood	4,801				
				Studwood	14,242	15,673	12,788	24,083	14,507
	Total				62,868	51,070	54,550	60,424	55,347
	Federal Land	Acadia Research Forest	Spruce, Fir, Jack Pine	Studwood			433		
		CFB Gagetown	Spruce, Fir, Jack Pine	Pulpwood	112	776			
				Studwood	285	3,108			
		Total				397	3,884	433	
	Industrial Freehold	AV Nackawic	Cedar	Tree Length		129			
		H.J. Crabbe & Sons	Cedar	Tree Length	2,229	1,254	874	688	757
		Total			2,229	1,383	874	688	757
	Marketing Board	CVC - Carleton Victoria	Cedar	Logs					10
				Studwood					63
				Tree Length	787		135	565	22
			Spruce, Fir, Jack Pine	Studwood				147	
		NTH - Northumberland	Cedar	Logs		85			
				Tree Length	182	54	200	392	
				Spruce, Fir, Jack Pine	Pulpwood	1,332	150		
			Studwood		5,502	1,535	1,783	1,823	86
		SENB - South East New Brunswick	Cedar	Logs					27
			Spruce, Fir, Jack Pine	Studwood			216	1,094	
		SNB - Southern New Brunswick	Cedar	Logs				209	
				Tree Length			918	132	33
	Spruce, Fir, Jack Pine			Pulpwood					1
Studwood			222	548	957	1,192	1,591		
YSC - York Sunbury Charlotte	Cedar	Logs		222		575	103		

Table 5. Total Roundwood Deliveries to Licensee/Sub-Licensee Mills by Source

Mill	Overall Source	Wood_Source	Species	Product	Operating Year				
					2018	2017	2016	2015	2014
Devon Lumber Co. Ltd.	Marketing Board	YSC - York Sunbury Charlotte	Cedar	Studwood		10		152	239
				Tree Length	2,150	8,455	2,302	2,383	3,370
		Spruce, Fir, Jack Pine	Pulpwood	195	638		150	3,057	
			Studwood	5,585	2,167	5,998	6,520	11,761	
	Total				15,955	13,864	12,509	15,434	20,263
Total				81,449	70,201	68,366	76,546	76,367	
Eric Goguen & Sons Ltd.	Crown Land	03 - Nepisiguit - Miramichi	Spruce, Fir, Jack Pine	Logs	12,495	7,587	3,981	5,231	2,017
		05 - Kent	Spruce, Fir, Jack Pine	Logs	2,387	2,092	2,346	1,921	
		07 - Queens - Charlotte - Fu..	Spruce, Fir, Jack Pine	Logs	421	3,960	4,069	3,805	8,485
		Total			15,303	13,639	10,396	10,957	10,502
	Import	Nova Scotia	Hemlock	Logs			167		
			Spruce, Fir, Jack Pine	Logs				168	314
			White Pine	Logs					559
		Prince Edward Island	Spruce, Fir, Jack Pine	Logs		50	277	67	201
		Total				50	444	235	1,074
	Marketing Board	SENB - South East New Brunswick	Hemlock	Logs	2,325	1,060	1,611	1,482	978
			Spruce, Fir, Jack Pine	Logs	10,895	11,954	20,878	10,850	13,175
			White Pine	Logs	1,540	488	1,652	1,380	1,536
		SNB - Southern New Brunswick	Hemlock	Logs	210	58			142
			Spruce, Fir, Jack Pine	Logs	1,870	2,984	5,918	3,927	2,510
			White Pine	Logs	380	6	90	72	40
		Total			17,220	16,550	30,149	17,711	18,381
	Total			32,523	30,239	40,989	28,903	29,957	
	Crown Land	07 - Queens - Charlotte - Fundy	Mixed Hardwood	Full Tree Chips	23,700	20,077	21,671	29,828	40,455
				Pulpwood	60,100	14,862	14,009	5,915	1,620
08 - York		Mixed Hardwood	Full Tree Chips	7,523	8,070	3,281	15,070	23,467	
			Pulpwood	1,105	1,130	1,869	39	955	
09 - Carleton - Restigouche - Tobique		Mixed Hardwood	Full Tree Chips		11,632	23,970	20,664	37,376	
			Pulpwood	18,055	46,558	30,044	43,408	21,289	
Total			110,483	102,329	94,844	114,924	125,162		
Flakeboard - St. Stephen	Federal Land	Acadia Research Forest	Mixed Hardwood	Pulpwood			982		
		Total					982		

Table 5. Total Roundwood Deliveries to Licensee/Sub-Licensee Mills by Source

Mill	Overall Source	Wood_Source	Species	Product	Operating Year				
					2018	2017	2016	2015	2014
Flakeboard - St. Stephen	Import	Maine	Mixed Hardwood	Full Tree Chips	29,437	58,062	28,685		
				Pulpwood			3,234		
		Total			29,437	58,062	31,919		
	Industrial Freehold	AV Nackawic	Mixed Hardwood	Full Tree Chips			1,025		
		Total					1,025		
	Marketing Board	SENB - South East New Bru..	Mixed Hardwood	Full Tree Chips				285	
		SNB - Southern New Bruns..	Mixed Hardwood	Full Tree Chips			9,417	8,852	2,104
		YSC - York Sunbury Charlotte	Mixed Hardwood	Full Tree Chips	1,267	1,808	33,777	18,754	15,915
				Pulpwood	1,191	1,540	2,606	826	1,757
			Spruce, Fir, Jack Pine	Full Tree Chips			177		
	Total				2,458	3,525	45,800	28,717	19,776
Total				142,378	163,916	174,570	143,641	144,938	
Fornebu Lumber Company Inc.- Bathurst Sawmill	Crown Land	03 - Nepisiguit - Miramichi	Spruce, Fir, Jack Pine	Pulpwood				902	
				Studwood	328,900	291,213	303,614	270,437	289,141
		07 - Queens - Charlotte - Fu..	Spruce, Fir, Jack Pine	Studwood			285		
		Total			328,900	291,498	303,614	271,339	289,141
	Federal Land	First Nation Reserves	Spruce, Fir, Jack Pine	Studwood	156		252		50
		Total			156		252		50
	Industrial Freehold	Fornebu Lumber	Spruce, Fir, Jack Pine	Studwood	548	12,218	2,625	4,199	6,162
		Total			548	12,218	2,625	4,199	6,162
	Marketing Board	NSH - North Shore	Spruce, Fir, Jack Pine	Studwood	39,114	42,857	48,959	46,374	37,525
		NTH - Northumberland	Spruce, Fir, Jack Pine	Studwood	19,047	32,380	32,657	20,338	17,579
		SENB - South East New Bru..	Spruce, Fir, Jack Pine	Studwood	1,506	9	8,556	3,201	596
SNB - Southern New Bruns..		Spruce, Fir, Jack Pine	Studwood		41				
YSC - York Sunbury Charlotte		Spruce, Fir, Jack Pine	Studwood					120	
Total				59,667	75,287	90,172	69,913	55,820	
Total				389,271	379,003	396,663	345,451	351,173	
Garant, Div. of Hanson Kidde Canada Inc.	Crown Land	08 - York	Ash	Logs			21		75
				Mixed Hardwood	Logs		560		128
		09 - Carleton - Restigouche ..	Ash	Logs					40
	Total					560	21	128	115
Import	Maine	Mixed Hardwood	Logs		26,600		22,400	28,000	

Table 5. Total Roundwood Deliveries to Licensee/Sub-Licensee Mills by Source

Mill	Overall Source	Wood_Source	Species	Product	Operating Year				
					2018	2017	2016	2015	2014
Garant, Div. of Hanson Kidde Canada Inc.	Import	Total				26,600		22,400	28,000
	Industrial Freehold	AV Nackawic	Ash	Logs					333
			Mixed Hardwood	Logs			365	199	
		Total					365	199	333
	Marketing Board	CVC - Carleton Victoria	Ash	Logs				513	
			Mixed Hardwood	Logs		283			1,357
		NTH - Northumberland	Mixed Hardwood	Logs					40
		YSC - York Sunbury Charlotte	Ash	Logs				145	
			Mixed Hardwood	Logs		128	19	535	280
		Total					411	677	1,932
Total						27,571	1,063	24,659	29,288
Groupe Savoie Inc.	Crown Land	01 - Upsalquitch	Mixed Hardwood	Logs	22,692	20,390	21,099	19,678	25,843
				Pulpwood	106,452	73,748	92,212	84,510	87,964
			Poplar	Logs	31,853	39,837	37,809	54,921	18,240
				Pulpwood	7,939	21,871	19,016	35,813	19,216
		Spruce, Fir, Jack Pine	Logs				8,809		
		03 - Nepisiquit - Miramichi	Mixed Hardwood	Logs	16,122	14,104	15,994	12,255	5,321
				Pulpwood	32,205	42,196	47,455	29,078	26,071
			Poplar	Logs	110	2,677	3,497	1,822	3,482
				Pulpwood	459	459	776	161	651
		07 - Queens - Charlotte - Fundy	Mixed Hardwood	Logs	8,847	9,281	10,236	9,920	6,410
				Pulpwood					778
		08 - York	Mixed Hardwood	Logs	3,013	2,298	4,218	3,268	2,796
				Pulpwood			2,617		121
			Poplar	Pulpwood			1		
		09 - Carleton - Restigouche - Tobique	Mixed Hardwood	Logs	28,424	20,114	24,534	19,882	20,838
				Pulpwood	119,310	113,756	136,899	151,924	115,642
			Poplar	Logs	6,305	2,387	6,029	4,922	5,389
				Pulpwood	3,800	1,597	2,254	3,882	4,989
		Total				387,531	364,715	424,646	440,845
Groupe Savoie Inc.	Import	Maine	Mixed Hardwood	Logs	5,401	5,495	14,087	6,267	5,926
		Québec	Mixed Hardwood	Logs	3,158	5,883	6,916	6,935	5,686

Table 5. Total Roundwood Deliveries to Licensee/Sub-Licensee Mills by Source

Mill	Overall Source	Wood_Source	Species	Product	Operating Year					
					2018	2017	2016	2015	2014	
Groupe Savoie Inc.	Import	Québec	Mixed Hardwood	Pulpwood	195	195	190		56	
			Poplar	Logs	26	108	1,554	86	1,716	
			Pulpwood				91	87	1,632	
		Total			8,780	11,681	22,838	13,375	15,016	
	Industrial Freehold	Acadian Timber	Mixed Hardwood	Logs		11,050	13,521	19,264	21,474	26,631
				Pulpwood		8,370	15,123	12,614	12,833	21,681
		Fornebu Lumber	Mixed Hardwood	Logs		36	36			
		J.D. Irving	Mixed Hardwood	Logs						2,850
		Total			19,456	28,680	31,878	34,307	51,162	
	Marketing Board	CVC - Carleton Victoria	Mixed Hardwood	Logs			931	1,125	3,414	2,099
				Pulpwood		354		318		572
			Poplar	Logs					500	552
		MAD - Madawaska	Mixed Hardwood	Logs		3,828	2,507	5,737	6,743	5,420
				Pulpwood		2,022	185	6,544	1,175	2,113
			Poplar	Logs		86	412	1,464	1,153	1,412
				Pulpwood			21	754	13	77
		NSH - North Shore	Mixed Hardwood	Logs		2,944	6,118	5,478	6,199	4,620
				Pulpwood		3,451	6,881	4,261	5,436	5,188
			Poplar	Logs		2,814	7,731	7,258	5,003	6,232
				Pulpwood		1,639	5,523	2,733	2,955	6,059
NTH - Northumberland		Mixed Hardwood	Logs		349	532	1,445	1,281	657	
			Pulpwood				6	17	22	
SENB - South East New Bru..		Mixed Hardwood	Logs		91	62		11		
SNB - Southern New Bruns..		Mixed Hardwood	Logs		81	30				
YSC - York Sunbury Charlotte	Mixed Hardwood	Logs			812		289	138		
Total				17,659	31,745	37,123	34,189	35,161		
Total				433,426	436,821	516,485	522,716	445,090		
H. J. Crabbe & Sons Ltd.	Crown Land	08 - York	Spruce, Fir, Jack Pine	Logs	39,616	32,221	44,358	45,791	34,649	
		09 - Carleton - Restigouche ..	Spruce, Fir, Jack Pine	Logs	27,118	27,980	21,143	34,254	22,459	
		Total			66,734	60,201	65,501	80,045	57,108	
	Federal Land	Acadia Research Forest	Spruce, Fir, Jack Pine	Logs			840	1,129		
		Total					840	1,129		

Table 5. Total Roundwood Deliveries to Licensee/Sub-Licensee Mills by Source

Mill	Overall Source	Wood_Source	Species	Product	Operating Year				
					2018	2017	2016	2015	2014
H. J. Crabbe & Sons Ltd.	Industrial Freehold	H.J. Crabbe & Sons	Spruce, Fir, Jack Pine	Logs	51,071	44,819	45,078	35,821	46,597
		Total			51,071	44,819	45,078	35,821	46,597
	Marketing Board	CVC - Carleton Victoria	Spruce, Fir, Jack Pine	Logs	5,237	6,535	9,441	13,063	12,194
		YSC - York Sunbury Charlotte	Spruce, Fir, Jack Pine	Logs	9,023	8,199	4,736	10,914	7,721
	Total				14,260	14,734	14,177	23,977	19,915
	Total				132,065	119,754	125,596	140,972	123,620
J.D. Irving - Baker Brook	Crown Land	01 - Upsalquitch	Cedar	Studwood	6,394	11,040	5,967	13,077	7,328
		03 - Nepisiguit - Miramichi	Cedar	Studwood	243	1,668	2,394		22
		07 - Queens - Charlotte - Fu..	Cedar	Studwood	3,075	7,763	12,663	4,188	1,645
		08 - York	Cedar	Studwood	3,601	5,748	9,165	4,710	5,961
		09 - Carleton - Restigouche ..	Cedar	Studwood	3,033	3,245	2,697	3,360	3,075
		Total				16,346	29,464	32,886	25,335
	Import	Maine	Cedar	Studwood	24,889	34,849	40,877	39,494	38,457
		Québec	Cedar	Studwood	29,747	38,914	26,536	15,580	19,539
			Spruce, Fir, Jack Pine	Studwood				19,576	
	Total				54,636	73,763	67,413	74,650	57,996
	Industrial Freehold	Acadian Timber	Cedar	Studwood		1,251	424		
		AV Nackawic	Cedar	Studwood	764	6,453	1,284	850	2,782
		J.D. Irving	Cedar	Studwood	5,117	10,720	16,991	8,802	18,956
		Les Cedres Balmoral	Cedar	Studwood			45	367	
		SBC Cedar Inc.	Cedar	Studwood			1,856	695	
		W&R Gillespie	Cedar	Studwood			34		
		Waska/Clair Industrial	Cedar	Studwood			1,090	1,260	
		Total				5,881	18,424	21,724	11,974
	Marketing Board	CVC - Carleton Victoria	Cedar	Studwood	1,476			484	292
		MAD - Madawaska	Cedar	Studwood	3,360	3,511	3,210	2,479	2,134
		NSH - North Shore	Cedar	Studwood	153	539	253	77	266
		NTH - Northumberland	Cedar	Studwood	39	71			
		SENB - South East New Bru..	Cedar	Studwood			48	51	53
SNB - Southern New Bruns..		Cedar	Studwood			1,067	383	622	
YSC - York Sunbury Charlotte		Cedar	Studwood		252	38	217	86	
Total				5,028	4,373	4,616	3,691	3,453	

Table 5. Total Roundwood Deliveries to Licensee/Sub-Licensee Mills by Source

Mill	Overall Source	Wood_Source	Species	Product	Operating Year				
					2018	2017	2016	2015	2014
Baker Brook	Total				81,891	126,024	126,639	115,650	101,218
J.D. Irving - Chip Plant - Sussex	Crown Land	03 - Nepisiguit - Miramichi	Mixed Hardwood	Pulpwood		67			
			Spruce, Fir, Jack Pine	Pulpwood		147			
		07 - Queens - Charlotte - Fundy	Mixed Hardwood	Pulpwood		31,536	13,749	16,634	5,900
			Spruce, Fir, Jack Pine	Pulpwood		144,283	150,479	226,535	241,660
		08 - York	Spruce, Fir, Jack Pine	Pulpwood		8		34	
		09 - Carleton - Restigouche ..	Spruce, Fir, Jack Pine	Pulpwood					663
	Total					176,041	164,228	243,203	248,223
	Federal Land	CFB Gagetown	Spruce, Fir, Jack Pine	Pulpwood		6,427	9,020	6,446	3,185
		Total				6,427	9,020	6,446	3,185
	Import	Nova Scotia	Mixed Hardwood	Pulpwood		9,586	4,685	2,070	
			Spruce, Fir, Jack Pine	Pulpwood		217	35	15	
		Total				9,803	4,720	2,085	
	Industrial Freehold	Devon Lumber	Spruce, Fir, Jack Pine	Pulpwood			380	530	36
		J.D. Irving	Mixed Hardwood	Pulpwood		16,106	8,500	8,957	2,207
			Spruce, Fir, Jack Pine	Pulpwood		67,006	72,794	72,694	107,547
		Total				83,112	81,674	82,181	109,790
	Marketing Board	CVC - Carleton Victoria	Spruce, Fir, Jack Pine	Pulpwood		956			
		NTH - Northumberland	Mixed Hardwood	Pulpwood			9		
			Spruce, Fir, Jack Pine	Pulpwood		5,151	13,117	5,309	3,581
		SENB - South East New Brunswick	Mixed Hardwood	Pulpwood		3,532	479	28	
			Spruce, Fir, Jack Pine	Pulpwood		16,181	24,367	13,000	1,592
		SNB - Southern New Brunswick	Mixed Hardwood	Pulpwood		7,353	8,171	3,198	
			Spruce, Fir, Jack Pine	Pulpwood		71,972	83,135	82,397	57,391
YSC - York Sunbury Charlotte		Mixed Hardwood	Pulpwood		100				
	Spruce, Fir, Jack Pine	Pulpwood		32,661	32,313	7,849	4,642		
Total					137,906	161,591	111,781	67,206	
Total						413,289	421,233	445,696	428,404
J.D. Irving - Grand Lake Timber	Crown Land	03 - Nepisiguit - Miramichi	Spruce, Fir, Jack Pine	Logs	2,211	27,595	50,191	83,028	60,430
				Studwood	4,694	14,138	28,041	25,737	
		07 - Queens - Charlotte - Fundy	Spruce, Fir, Jack Pine	Logs	325,424	332,927	326,085	199,410	166,121
				Studwood	164,799	231,270	245,226	214,053	

Table 5. Total Roundwood Deliveries to Licensee/Sub-Licensee Mills by Source

Mill	Overall Source	Wood_Source	Species	Product	Operating Year				
					2018	2017	2016	2015	2014
J.D. Irving - Grand Lake Timber	Crown Land	08 - York	Spruce, Fir, Jack Pine	Logs		585		3,832	
		09 - Carleton - Restigouche ..	Spruce, Fir, Jack Pine	Logs					342
		Total				497,128	606,515	649,543	526,060
	Federal Land	CFB Gagetown	Spruce, Fir, Jack Pine	Logs	3,799	5,740	9,751	11,079	4,330
				Studwood	6,370	6,754	1,606	2,282	
		Total			10,169	12,494	11,357	13,361	4,330
	Import	Nova Scotia	Spruce, Fir, Jack Pine	Logs		111	76	42	2,942
		Prince Edward Island	Spruce, Fir, Jack Pine	Logs		3,968	898		229
				Studwood	1,901				
	Total			1,901	4,079	974	42	3,171	
	Industrial Freehold	AV Nackawic	Spruce, Fir, Jack Pine	Logs	1,290	1,907		1,399	5,018
				Studwood				18	
		J.D. Irving	Spruce, Fir, Jack Pine	Logs	90,194	84,594	37,856	28,227	43,299
				Studwood	69,039	16,162	34,464	34,440	
		W&R Gillespie	Spruce, Fir, Jack Pine	Studwood			21		
	Total			160,523	102,663	72,341	64,084	48,317	
	Marketing Board	CVC - Carleton Victoria	Spruce, Fir, Jack Pine	Logs	809				
				Studwood	193				
		NTH - Northumberland	Spruce, Fir, Jack Pine	Logs	18,129	12,984	15,469	4,492	5,241
				Studwood	26,228	20,518	30,685	9,663	
		SENB - South East New Brunswick	Spruce, Fir, Jack Pine	Logs	14,662	13,286	7,213	3,085	1,803
				Studwood	2,782	1,211	2,962	1,525	
		SNB - Southern New Brunswick	Spruce, Fir, Jack Pine	Logs	60,027	63,684	68,737	51,626	45,351
				Studwood	9,599	17,942	12,107	10,992	
		YSC - York Sunbury Charlotte	Spruce, Fir, Jack Pine	Logs	43,054	40,582	34,537	26,541	19,902
	Studwood			46,710	51,789	38,060	19,997		
	Total			222,193	221,996	209,770	127,921	72,297	
Total			891,914	947,747	943,985	731,468	355,008		
J.D. Irving - IP&P	Crown Land	03 - Nepisiguit - Miramichi	Mixed Hardwood	Full Tree Chips	34	2			
			Mixed Softwood	Full Tree Chips	86				
		05 - Kent	Mixed Softwood	Full Tree Chips			19		
		07 - Queens - Charlotte -	Mixed Hardwood	Full Tree Chips	156,921	163,581	218,111	194,054	190,314

Table 5. Total Roundwood Deliveries to Licensee/Sub-Licensee Mills by Source

Mill	Overall Source	Wood_Source	Species	Product	Operating Year				
					2018	2017	2016	2015	2014
J.D. Irving - IP&P	Crown Land	07 - Queens - Charlotte - Fundy	Mixed Softwood	Full Tree Chips	106,303		112,211		208,591
			Spruce, Fir, Jack Pine	Full Tree Chips		74,652		91,402	
		08 - York	Mixed Hardwood	Full Tree Chips	1,020				35
			Mixed Softwood	Full Tree Chips	24		829		16,800
			Spruce, Fir, Jack Pine	Full Tree Chips				4,946	
		09 - Carleton - Restigouche ..	Mixed Hardwood	Full Tree Chips	2,728		2		75
		Total				267,116	238,235	331,172	290,402
	Federal Land	CFB Gagetown	Mixed Hardwood	Full Tree Chips		231			
			Spruce, Fir, Jack Pine	Full Tree Chips				365	
		Total				231		365	
	Import	Maine	Mixed Hardwood	Full Tree Chips	56,941	37,772	47,624	82,172	107,786
			Mixed Softwood	Full Tree Chips	31,800		31,123		145
			Spruce, Fir, Jack Pine	Full Tree Chips		28,074		3,075	
		Nova Scotia	Mixed Hardwood	Full Tree Chips	25,674	51,127	53,411	38,190	38,787
		Québec	Mixed Softwood	Full Tree Chips	29,073				
			Spruce, Fir, Jack Pine	Full Tree Chips		106,672			
		Total				143,488	223,645	132,158	123,437
	Industrial Freehold	AV Nackawic	Mixed Softwood	Full Tree Chips	26		26,085		1,112
			Spruce, Fir, Jack Pine	Full Tree Chips				30,919	
		Flakeboard	Spruce, Fir, Jack Pine	Full Tree Chips				75	
		J.D. Irving	Mixed Hardwood	Full Tree Chips	115,527	127,018	111,412	147,121	117,939
			Mixed Softwood	Full Tree Chips	35,390		32,405		85,862
			Spruce, Fir, Jack Pine	Full Tree Chips		42,755		92,577	
		Total				150,943	169,773	169,902	270,692
	Marketing Board	CVC - Carleton Victoria	Mixed Hardwood	Full Tree Chips	1,008				
		NTH - Northumberland	Mixed Hardwood	Full Tree Chips	20	142	361		
			Spruce, Fir, Jack Pine	Full Tree Chips				513	
		SENB - South East New Brunswick	Mixed Hardwood	Full Tree Chips	3,977				564
			Mixed Softwood	Full Tree Chips			7		1,364
			Other Softwood	Full Tree Chips	2,601				
SNB - Southern New Brunswick		Mixed Hardwood	Full Tree Chips	14,981	17,801	26,040	23,037	36,611	
		Mixed Softwood	Full Tree Chips			26,990		45,998	

Table 5. Total Roundwood Deliveries to Licensee/Sub-Licensee Mills by Source

Mill	Overall Source	Wood_Source	Species	Product	Operating Year				
					2018	2017	2016	2015	2014
J.D. Irving - IP&P	Marketing Board	SNB - Southern New Brunswick	Other Softwood	Full Tree Chips	21,700				
			Spruce, Fir, Jack Pine	Full Tree Chips		19,577		47,940	
		YSC - York Sunbury Charlotte	Mixed Hardwood	Full Tree Chips	870	1,279	6,926	9,642	8,901
			Mixed Softwood	Full Tree Chips			8,369		40,948
			Other Softwood	Full Tree Chips	2,862				
			Spruce, Fir, Jack Pine	Full Tree Chips		9,497		36,620	
	Total			48,019	48,296	68,693	117,752	134,386	
Total			609,566	680,180	701,925	802,648	901,832		
J.D. Irving - Irving Paper	Import	Maine	Spruce, Fir, Jack Pine	Full Tree Chips	65,261	72,144	47,510	39,116	
		Prince Edward Island	Spruce, Fir, Jack Pine	Full Tree Chips				1,015	
		Total			65,261	72,144	47,510	40,131	
	Industrial Freehold	J.D. Irving	Spruce, Fir, Jack Pine	Full Tree Chips	12,655				
		Total			12,655				
Total				77,916	72,144	47,510	40,131		
J.D. Irving - Kedgwick	Crown Land	01 - Upsalquitch	Spruce, Fir, Jack Pine	Studwood	107,037	125,244	105,358	137,316	124,589
		03 - Nepisiguit - Miramichi	Spruce, Fir, Jack Pine	Studwood	28,772	28,139	16,064		
		07 - Queens - Charlotte - Fu..	Spruce, Fir, Jack Pine	Studwood		2,109	2,094		
		09 - Carleton - Restigouche ..	Spruce, Fir, Jack Pine	Studwood	146,784	134,953	187,040	187,171	181,997
		Total			282,593	290,445	310,556	324,487	306,586
	Import	Québec	Spruce, Fir, Jack Pine	Studwood	10,994	3,478	15,864	5,865	5,841
		Total			10,994	3,478	15,864	5,865	5,841
	Industrial Freehold	J.D. Irving	Spruce, Fir, Jack Pine	Studwood	51,329	66,469	39,835	29,625	19,485
		Total			51,329	66,469	39,835	29,625	19,485
	Marketing Board	NSH - North Shore	Spruce, Fir, Jack Pine	Studwood	1,620	3,313	5,851	1,624	155
		Total			1,620	3,313	5,851	1,624	155
	Total				346,536	363,705	372,106	361,601	332,067
	J.D. Irving - Russell & Swim Mill	Crown Land	01 - Upsalquitch	White Pine	Logs	38	175		20
03 - Nepisiguit - Miramichi			White Pine	Logs	37,712	38,517	35,136	37,925	31,218
05 - Kent			White Pine	Logs		1,644	1,097	1,182	31
07 - Queens - Charlotte - Fu..			White Pine	Logs	60,989	66,728	55,171	73,791	61,102
08 - York			White Pine	Logs	4,155	8,119	10,262	8,209	10,641
Total					102,894	115,183	101,666	121,127	102,992

Table 5. Total Roundwood Deliveries to Licensee/Sub-Licensee Mills by Source

Mill	Overall Source	Wood_Source	Species	Product	Operating Year					
					2018	2017	2016	2015	2014	
J.D. Irving - Russell & Swim Mill	Federal Land	CFB Gagetown	White Pine	Logs	1,484	864	2,844	1,219	2,694	
		Total			1,484	864	2,844	1,219	2,694	
	Import	Nova Scotia	White Pine	Logs	386	1,177	1,064	1,697	1,033	
		Prince Edward Island	White Pine	Logs	128			47		
		Total			514	1,177	1,064	1,744	1,033	
	Industrial Freehold	AV Nackawic	White Pine	Logs		691	171	13	419	
		Fornebu Lumber	White Pine	Logs					169	
		J.D. Irving	White Pine	Logs	1,484	3,325	10,969	8,522	12,062	
		Total			1,484	4,016	11,140	8,535	12,650	
	Marketing Board	CVC - Carleton Victoria	White Pine	Logs	148		428	398	644	
		NSH - North Shore	White Pine	Logs	467	918	385	728	133	
		NTH - Northumberland	White Pine	Logs	8,822	5,252	2,691	6,005	4,881	
		SENB - South East New Bru..	White Pine	Logs		1,174	1,494	1,446	924	
		SNB - Southern New Bruns..	White Pine	Logs	6,898	4,258	9,125	5,204	5,290	
		YSC - York Sunbury Charlotte	White Pine	Logs	4,263	6,124	8,703	2,342	2,392	
	Total			20,598	17,726	22,826	16,123	14,264		
	Total				126,974	138,966	139,540	148,748	133,633	
J.D. Irving - Sawmill - Sussex	Crown Land	03 - Nepisiguit - Miramichi	Spruce, Fir, Jack Pine	Pulpwood	21					
				Studwood	1,162	988		13,795	17,081	
		07 - Queens - Charlotte - Fundy	Mixed Hardwood	Pulpwood	34,614					
			Spruce, Fir, Jack Pine	Pulpwood	210,205					
				Studwood	266,980	215,969	325,117	284,948	404,838	
		08 - York	Spruce, Fir, Jack Pine	Pulpwood	1,777					
				Studwood				2,914	703	
	09 - Carleton - Restigouche ..	Spruce, Fir, Jack Pine	Studwood					781		
	Total				514,759	216,957	325,117	301,657	423,403	
	Federal Land	CFB Gagetown	Mixed Hardwood	Pulpwood	6					
			Spruce, Fir, Jack Pine	Pulpwood	4,119					
Studwood				843	1,285	6,693	4,640	3,724		
Total				4,968	1,285	6,693	4,640	3,724		
Import	Nova Scotia	Mixed Hardwood	Pulpwood	1,785						
		Spruce, Fir, Jack Pine	Pulpwood	44						

Table 5. Total Roundwood Deliveries to Licensee/Sub-Licensee Mills by Source

Mill	Overall Source	Wood_Source	Species	Product	Operating Year				
					2018	2017	2016	2015	2014
J.D. Irving - Sawmill - Sussex	Import	Nova Scotia	Spruce, Fir, Jack Pine	Studwood	3,521	252	147		
		Total			5,350	252	147		
	Industrial Freehold	AV Nackawic	Spruce, Fir, Jack Pine	Studwood					2,946
		J.D. Irving	Spruce, Fir, Jack Pine	Studwood	101,802	121,216	158,564	121,880	107,348
		Total			101,802	121,216	158,564	121,880	110,294
	Marketing Board	CVC - Carleton Victoria	Spruce, Fir, Jack Pine	Pulpwood	1,551				
				Studwood	1,336				
		NTH - Northumberland	Spruce, Fir, Jack Pine	Pulpwood	11,190				
				Studwood	449	370	2,409	3,075	7,931
		SENB - South East New Brunswick	Mixed Hardwood	Pulpwood	852				
			Spruce, Fir, Jack Pine	Pulpwood	11,066				
		SNB - Southern New Brunswick	Spruce, Fir, Jack Pine	Studwood	10,049	17,213	11,772	6,873	1,979
				Mixed Hardwood	Pulpwood	7,346			
		YSC - York Sunbury Charlotte	Spruce, Fir, Jack Pine	Pulpwood	84,432				
				Studwood	122,558	129,210	148,420	122,615	91,568
		YSC - York Sunbury Charlotte	Spruce, Fir, Jack Pine	Pulpwood	179				
				Studwood	28,834				
	Total				290,982	153,684	176,323	140,348	116,668
	Total				917,861	493,394	666,844	568,525	654,089
	J.D. Irving - St. Leonard	Crown Land	01 - Upsalquitch	Spruce, Fir, Jack Pine	Logs	68,562	82,064	59,524	83,541
Studwood					2,336	1,697	532	1,436	633
03 - Nepisiguit - Miramichi			Spruce, Fir, Jack Pine	Logs	14,659	31,440	33,072		
				Studwood	744	306			5,221
07 - Queens - Charlotte - Fundy			Spruce, Fir, Jack Pine	Logs	508	9,230	22,372	44	2,439
				Studwood	16,741	19,720	17,245	34	2,913
08 - York			Spruce, Fir, Jack Pine	Logs	2,900	6,504	1,754	11,529	6,413
				Studwood	7,997	6,823	2,181	6,475	
09 - Carleton - Restigouche - Tobique			Spruce, Fir, Jack Pine	Logs	173,737	182,847	165,042	145,872	146,590
				Pulpwood	164		46	45	
Studwood	88,229	63,156	95,162	83,898	79,599				
Total				376,577	403,787	396,930	332,874	314,578	

Table 5. Total Roundwood Deliveries to Licensee/Sub-Licensee Mills by Source

Mill	Overall Source	Wood_Source	Species	Product	Operating Year				
					2018	2017	2016	2015	2014
J.D. Irving - St. Leonard	Federal Land	CFB Gagetown	Spruce, Fir, Jack Pine	Logs	818				
				Studwood	825				
		Total	1,643						
	Import	Maine	Spruce, Fir, Jack Pine	Logs	201,927	165,826	163,780	177,907	183,822
				Pulpwood	2,787			88	9,663
				Studwood	25,874	4,067		1,307	82,391
		Québec	Spruce, Fir, Jack Pine	Logs	16,800	9,946	10,593	13,585	8,347
				Studwood	17,626	12,387	36,343	37,177	15,038
	Total	265,014	192,226	210,716	230,064	299,261			
	Industrial Freehold	Acadian Timber	Spruce, Fir, Jack Pine	Logs		12,021			
				Studwood		4,982		1,637	11,681
		AV Nackawic	Spruce, Fir, Jack Pine	Logs	4,230	6,775	15,855	18,348	3,618
				Studwood	11,082	6,085	1,820	3,189	4,768
		J.D. Irving	Spruce, Fir, Jack Pine	Logs	160,795	169,829	187,302	134,996	152,436
				Pulpwood	35,778	1,704	17,469	13,820	2,913
				Studwood	367,093	407,450	461,562	423,843	383,469
	Waska/Clair Industrial	Spruce, Fir, Jack Pine	Logs				3		
	Total	578,978	608,846	684,008	595,836	558,885			
	Marketing Board	CVC - Carleton Victoria	Spruce, Fir, Jack Pine	Logs	21,233	19,742	22,815	2,978	1,328
				Pulpwood	109				
				Studwood	34,831	25,310	22,663	7,199	5,274
		MAD - Madawaska	Spruce, Fir, Jack Pine	Logs	29,410	23,516	43,216	41,473	28,665
				Pulpwood	88				
				Studwood	32,383	35,799	64,536	53,872	39,602
		NSH - North Shore	Spruce, Fir, Jack Pine	Logs	6,055	4,166	4,953	1,144	497
				Studwood				79	
		NTH - Northumberland	Spruce, Fir, Jack Pine	Logs	4				
				Studwood	885	1,060			
		SENB - South East New Brunswick	Spruce, Fir, Jack Pine	Logs		149			
				Studwood	46				
SNB - Southern New Brunswick		Spruce, Fir, Jack Pine	Logs	64	676				
	Studwood		107						

Table 5. Total Roundwood Deliveries to Licensee/Sub-Licensee Mills by Source

Mill	Overall Source	Wood_Source	Species	Product	Operating Year					
					2018	2017	2016	2015	2014	
J.D. Irving - St. Leonard	Marketing Board	YSC - York Sunbury Charlotte	Spruce, Fir, Jack Pine	Logs	4,345	719	5,854	391	1,406	
				Studwood	6,410	3,447	6,835	949	1,730	
		Total	135,970	114,584	170,872	108,085	78,502			
	Total	1,358,182	1,319,443	1,462,526	1,266,859	1,251,226				
J.D. Irving - Utopia Mill	Crown Land	03 - Nepisiguit - Miramichi	Mixed Hardwood	Full Tree Chips		43				
		07 - Queens - Charlotte - Fu..	Mixed Hardwood	Full Tree Chips	128,773	128,710	114,393	130,754	120,143	
		08 - York	Mixed Hardwood	Full Tree Chips	7,730		1,023	5,476	17,740	
		09 - Carleton - Restigouche ..	Mixed Hardwood	Full Tree Chips				58		
		Total	136,503	128,753	115,416	136,288	137,883			
	Federal Land	CFB Gagetown	Mixed Hardwood	Full Tree Chips	108	282				
		Total	108	282						
	Import	Nova Scotia	Mixed Hardwood	Full Tree Chips	8,637	10,858	15,904	4,686	3,358	
		Total	8,637	10,858	15,904	4,686	3,358			
	Industrial Freehold	AV Nackawic	Mixed Hardwood	Full Tree Chips	5,134	3,591	15,396	22,460	7,860	
		J.D. Irving	Mixed Hardwood	Full Tree Chips	98,954	98,588	68,759	105,763	80,916	
		Total	104,088	102,179	84,155	128,223	88,776			
	Marketing Board	CVC - Carleton Victoria	Mixed Hardwood	Full Tree Chips					127	
		SENB - South East New Bru..	Mixed Hardwood	Full Tree Chips	2,440				122	
		SNB - Southern New Bruns..	Mixed Hardwood	Full Tree Chips	18,201	17,531	23,488	9,387	16,094	
		YSC - York Sunbury Charlotte	Mixed Hardwood	Full Tree Chips		7,406	5,877	1,668	2,983	
		Total	20,641	24,937	29,365	11,055	19,326			
	Total	269,977	267,009	244,840	280,252	249,343				
	J.D. Irving - Veneer Siding	Crown Land	01 - Upsalquitch	Mixed Hardwood	Logs	925	834	157	378	22
			03 - Nepisiguit - Miramichi	Mixed Hardwood	Logs	28	157			
07 - Queens - Charlotte - Fu..			Mixed Hardwood	Logs	8,722	13,841	14,316	8,870	1,145	
08 - York			Mixed Hardwood	Logs	2,596	1,951	1,963	2,167	2,190	
09 - Carleton - Restigouche ..			Mixed Hardwood	Logs	26,287	25,441	22,398	25,570	26,077	
Total			38,558	42,224	38,834	36,985	29,434			
Federal Land		CFB Gagetown	Mixed Hardwood	Logs	18					
Total	18									
Import	Maine	Mixed Hardwood	Logs	69,161	71,623	89,622	67,563	96,980		
	Nova Scotia	Mixed Hardwood	Logs	143		29		429		

Table 5. Total Roundwood Deliveries to Licensee/Sub-Licensee Mills by Source

Mill	Overall Source	Wood_Source	Species	Product	Operating Year				
					2018	2017	2016	2015	2014
J.D. Irving - Veneer Siding	Import	Québec	Mixed Hardwood	Logs	31,208	25,413	9,891	20,054	11,042
		Total			100,512	97,036	99,542	87,617	108,451
	Industrial Freehold	Acadian Timber	Mixed Hardwood	Logs		4,058	5,311	4,015	4,883
		AV Nackawic	Mixed Hardwood	Logs	1,001	2,278	1,567	2,704	1,885
		J.D. Irving	Mixed Hardwood	Logs	58,317	55,231	60,801	55,490	67,260
		Total			59,318	61,567	67,679	62,209	74,028
	Marketing Board	CVC - Carleton Victoria	Mixed Hardwood	Logs	52				
		MAD - Madawaska	Mixed Hardwood	Logs	33				
		NTH - Northumberland	Mixed Hardwood	Logs	7	42			
		SNB - Southern New Bruns..	Mixed Hardwood	Logs	442	1,023	1,269	783	355
		YSC - York Sunbury Charlotte	Mixed Hardwood	Logs	53	55	158		117
	Total			587	1,120	1,427	783	472	
	Total				198,993	201,947	207,482	187,594	212,385
	John W. Jamer Ltd.	Crown Land	08 - York	White Pine	Logs				411
09 - Carleton - Restigouche - Tobique			Spruce, Fir, Jack Pine	Logs	3,034			2,932	2,990
			Tamarack (larch)	Logs	349				
Total					3,383			3,343	2,990
Industrial Freehold		Acadian Timber	Spruce, Fir, Jack Pine	Logs	189			378	316
			Tamarack (larch)	Logs				270	
			White Pine	Logs					201
Total				189			648	517	
Marketing Board		CVC - Carleton Victoria	Spruce, Fir, Jack Pine	Logs				202	
			Tamarack (larch)	Logs	196			102	39
			White Pine	Logs					256
Total				196			304	295	
Total					3,768			4,295	3,802
Junction Lumber Products Inc.		Crown Land	01 - Upsalquitch	Cedar	Studwood	309	15		
	03 - Nepisiguit - Miramichi		Cedar	Logs				3,599	1,454
				Studwood	10,483	8,536	9,287		
	05 - Kent		Cedar	Studwood	104	175	1,007		
	Total			10,896	8,726	10,294	3,599	1,454	
Federal Land	First Nation Reserves	Cedar	Studwood	836					

Table 5. Total Roundwood Deliveries to Licensee/Sub-Licensee Mills by Source

Mill	Overall Source	Wood_Source	Species	Product	Operating Year				
					2018	2017	2016	2015	2014
Junction Lumber Products Inc.	Federal Land	Total			836				
	Import	Québec	Cedar	Studwood	3,701				
		Total			3,701				
	Industrial Freehold	Fornebu Lumber	Cedar	Studwood	70				
		Total			70				
	Marketing Board	NSH - North Shore	Cedar	Logs				1,990	2,749
				Studwood	2,731	4,611	5,177		
		NTH - Northumberland	Cedar	Studwood	1,188	812	2,155		
		SENB - South East New Bru..	Cedar	Studwood	830	449	231		
		YSC - York Sunbury Charlotte	Cedar	Studwood	110				
Total			4,859	5,872	7,563	1,990	2,749		
Total				20,362	14,598	17,857	5,589	4,203	
Lattes Waska Lath Inc.	Crown Land	09 - Carleton - Restigouche - Tobique	Cedar	Lathwood					1,458
			Poplar	Lathwood				2,656	
		Total						2,656	1,458
	Import	Maine	Cedar	Lathwood				29	863
		Total						29	863
	Industrial Freehold	Acadian Timber	Cedar	Lathwood					23
		Total							23
Total							2,685	2,344	
Littles Lumber (Ashmore - Harvey)	Crown Land	07 - Queens - Charlotte - Fundy	Hemlock	Logs	153	572	10	51	14
			Red Pine	Logs	2,827	3,073	7,588	9,447	4,537
				Studwood	2,934				
		08 - York	Hemlock	Logs	2,490	2,411	3,016	4,856	1,035
				Pulpwood				637	
			Red Pine	Logs		4,495	1,900	1,203	6,376
				Pulpwood				180	
		Studwood	394						
		Total			8,798	10,551	12,514	16,374	11,962
		Federal Land	Acadia Research Forest	Hemlock	Logs		109		
Red Pine	Logs							881	
	Studwood			121					

Table 5. Total Roundwood Deliveries to Licensee/Sub-Licensee Mills by Source

Mill	Overall Source	Wood_Source	Species	Product	Operating Year					
					2018	2017	2016	2015	2014	
Littles Lumber (Ashmore - Harvey)	Federal Land	Total			121	109			881	
	Import	Maine	Hemlock	Logs	6,258	2,791		291		
				Studwood		1,166				
				Red Pine	Logs	284				
			Total		6,542	3,957		291		
	Industrial Freehold	AV Nackawic	Red Pine	Studwood	270					
		H.J. Crabbe & Sons	Hemlock	Logs	1,078	73	107	484	459	
				Pulpwood				33		
				Red Pine	Logs					241
		J.D. Irving	Hemlock	Logs	609	741	830	1,110		
			Red Pine	Logs	713		262		1,602	
		Total			2,670	814	1,199	1,627	2,302	
	Marketing Board	CVC - Carleton Victoria	Hemlock	Logs	439	156	814	880	556	
				Pulpwood			16			
				Studwood		25				
			Red Pine	Logs	32		1,297			
		Pulpwood					34			
		MAD - Madawaska	Red Pine	Logs				79		
		NTH - Northumberland	Hemlock	Logs	34	31	196	251	271	
				Pulpwood			37			
			Red Pine	Logs	88			149		
		SNB - Southern New Brunswick	Hemlock	Logs		25			126	
				Studwood		45				
			Red Pine	Logs	1,021	1,061	887	2,100	324	
				Studwood	46	92				
		YSC - York Sunbury Charlotte	Hemlock	Logs	1,943	2,818	1,915	2,185	1,573	
				Pulpwood			177			
	Studwood				312					
	Red Pine		Logs	537	5,889	1,398	1,233	586		
			Studwood	186	471					
		Total			4,326	10,925	6,737	6,911	3,436	
	Total				22,457	26,356	20,450	25,203	18,581	

Table 5. Total Roundwood Deliveries to Licensee/Sub-Licensee Mills by Source

Mill	Overall Source	Wood_Source	Species	Product	Operating Year					
					2018	2017	2016	2015	2014	
Maibec - Balmoral	Crown Land	01 - Upsalquitch	Cedar	Logs				796		
				Shinglewood	3,546	12,072	6,829	5,244	379	
				Tree Length					5,728	
		03 - Nepisiguit - Miramichi	Cedar	Logs					546	
				Shinglewood	5,880	10,704	8,192	2,991		
				Tree Length					2,143	
		05 - Kent	Cedar	Shinglewood	20	92	79			
		09 - Carleton - Restigouche - Tobique	Cedar	Shinglewood			26			
				Tree Length					37	
	Total				9,446	22,868	15,126	9,577	8,287	
	Import	Québec	Cedar	Shinglewood	641	5,774	1,494			
				Tree Length					208	
	Total				641	5,774	1,494		208	
	Industrial Freehold	Acadian Timber	Cedar	Shinglewood	262	1,350	1,065			
		J.D. Irving	Cedar	Shinglewood		1,282	1,894			
				Tree Length					1,211	
		Junction Lumber	Cedar	Shinglewood			143			
		Total				262	2,632	3,102		1,211
	Marketing Board	MAD - Madawaska	Cedar	Shinglewood			55			
		NSH - North Shore	Cedar	Shinglewood	190	2,474	1,706	358		
				Tree Length					977	
		NTH - Northumberland	Cedar	Shinglewood			410			
				Tree Length					56	
Total				190	2,474	2,171	358	1,033		
Total				10,539	33,748	21,893	9,935	10,739		
Marwood Ltd. - Tracyville	Crown Land	07 - Queens - Charlotte - Fundy	Red Pine	Poles	61	528	654	292	657	
				Pulpwood	4,252	1,095	1,167	753	204	
				Tree Length	15	195	527		444	
		08 - York	Red Pine	Pulpwood	1,572	2,123	91	1,128	1,402	
	Total				5,900	3,941	2,439	2,173	2,707	
Federal Land	Acadia Research Forest	Red Pine	Poles	81	50			19		
			Pulpwood	124	19			230		

Table 5. Total Roundwood Deliveries to Licensee/Sub-Licensee Mills by Source

Mill	Overall Source	Wood_Source	Species	Product	Operating Year				
					2018	2017	2016	2015	2014
Miramichi Timber Frames	Industrial Freehold	Fornebu Lumber	Red Pine	Logs			79		
			White Pine	Logs			393		
		Total				472			
	Marketing Board	NTH - Northumberland	Red Pine	Logs			5		
			White Pine	Logs			154		
		Total				159			
Total						631			
R.F. Sadler Ltd.	Crown Land	03 - Nepisiguit - Miramichi	Mixed Hardwood	Logs	4,295	6,441	6,055	7,100	7,566
		05 - Kent	Mixed Hardwood	Logs	143				
		07 - Queens - Charlotte - Fu..	Mixed Hardwood	Logs	1,281	937	1,252	2,575	1,678
		08 - York	Mixed Hardwood	Logs	318	1,323	1,354	1,407	824
		09 - Carleton - Restigouche ..	Mixed Hardwood	Logs	7,211	7,700	6,779	7,838	7,499
		Total			13,248	16,401	15,440	18,920	17,567
	Federal Land	First Nation Reserves	Mixed Hardwood	Logs	85	70			
		Total			85	70			
	Industrial Freehold	Acadian Timber	Mixed Hardwood	Logs	302	941	326	764	450
		AV Nackawic	Mixed Hardwood	Logs	1,443				
		Total			1,745	941	326	764	450
	Marketing Board	CVC - Carleton Victoria	Mixed Hardwood	Logs	267	167	58	260	56
		NTH - Northumberland	Mixed Hardwood	Logs			23	208	
		SENB - South East New Bru..	Mixed Hardwood	Logs					58
		YSC - York Sunbury Charlotte	Mixed Hardwood	Logs					61
		Total			267	167	81	468	175
	Total			15,345	17,579	15,847	20,152	18,192	
	Ridel Firewood	Crown Land	03 - Nepisiguit - Miramichi	Mixed Hardwood	Fuelwood		1,260		
			Total				1,260		
		Total					1,260		
SBC Cedar Inc.	Crown Land	01 - Upsalquitch	Cedar	Logs	60	1,784			
								1,815	
		03 - Nepisiguit - Miramichi	Cedar	Shinglewood			6,415		
				Tree Length	6,624	3,796	6,415	1,798	
		07 - Queens - Charlotte -	Cedar	Logs	1,493	2,447	2,341	1,735	

Table 5. Total Roundwood Deliveries to Licensee/Sub-Licensee Mills by Source

Mill	Overall Source	Wood_Source	Species	Product	Operating Year				
					2018	2017	2016	2015	2014
SBC Cedar Inc.	Crown Land	Fundy	Cedar	Shinglewood			2,341		
		09 - Carleton - Restigouche ..	Cedar	Logs				666	
		Total				8,177	8,027	17,512	6,014
	Import	Maine	Cedar	Logs	1,347	530	3,514	3,905	
				Shinglewood			3,514		
		Total			1,347	530	7,028	3,905	
	Industrial Freehold	Acadian Timber	Cedar	Logs	2,606	3,068	2,704	2,889	
				Shinglewood			2,704		
		AV Nackawic	Cedar	Logs	190				
		Fornebu Lumber	Cedar	Logs				451	
		H.J. Crabbe & Sons	Cedar	Logs	1,944	1,516			
				Shinglewood			3,594		
		J.D. Irving	Cedar	Logs	223	1,661		1,262	
	Shinglewood					1,170			
	Total			4,963	6,245	10,172	4,602		
	Marketing Board	CVC - Carleton Victoria	Cedar	Logs	2,029	678		1,961	
				Shinglewood			1,880		
		MAD - Madawaska	Cedar	Logs	165	21			
				Shinglewood			540		
		NTH - Northumberland	Cedar	Logs	122	36			
				Shinglewood			400		
	Total			2,489	798	2,820	1,961		
	Total				16,976	15,600	37,532	16,482	
Shaw Resources	Crown Land	01 - Upsalquitch	Birch (Yellow and White)	Pulpwood				19,393	
			Mixed Hardwood	Pulpwood			84		
			Mixed Softwood	Roundwood Biomass	762		1,418		
		03 - Nepisiguit - Miramichi	Hardwood and Poplar (..	Pulpwood				357	
			Mixed Softwood	Pulpwood		1,148			294
			Poplar	Pulpwood					3,364
		Spruce, Fir, Jack Pine	Roundwood Biomass					20,920	
Total			762	1,148	1,418	21,361	23,051		

Table 5. Total Roundwood Deliveries to Licensee/Sub-Licensee Mills by Source

Mill	Overall Source	Wood_Source	Species	Product	Operating Year				
					2018	2017	2016	2015	2014
Twin Rivers Paper Company Inc. - Edmundston Mill	Marketing Board	MAD - Madawaska	Mixed Species	Roundwood Biomass	12,198	11,315	10,887	5,967	
			Poplar	Pulpwood					1,946
			Spruce, Fir, Jack Pine	Pulpwood					3,136
		NSH - North Shore	Mixed Species	Roundwood Biomass	17				
	Total				12,215	11,315	10,887	5,967	5,082
Total				16,288	13,471	81,915	5,967	40,160	
	Crown Land	01 - Upsalquitch	Spruce, Fir, Jack Pine	Logs	15,233	5,871	21,448	6,926	
				Studwood	1,496				
		03 - Nepisiguit - Miramichi	Spruce, Fir, Jack Pine	Logs	92,100	67,781	36,954	67,034	56,280
				Studwood	14,501				
				Tree Length				1,221	5,660
		07 - Queens - Charlotte - Fu..	Spruce, Fir, Jack Pine	Logs					91
		08 - York	Spruce, Fir, Jack Pine	Logs	61,674	107,917	126,781	64,013	79,161
				Studwood	36,692				
				Tree Length			713	1,538	7,662
		09 - Carleton - Restigouche - Tobique	Spruce, Fir, Jack Pine	Logs	78,219	85,490	58,571	81,005	59,812
	Studwood			50,452					
	Tree Length			110	95,750	81,877	69,040	109,856	
	Total			350,477	362,809	326,344	290,777	318,522	
	Federal Land	First Nation Reserves	Spruce, Fir, Jack Pine	Logs		34	34		
Total					34	34			
Twin Rivers Paper Company Inc. - Plaster Rock Mill	Industrial Freehold	Acadian Timber	Spruce, Fir, Jack Pine	Logs	78,274	109,500	88,483	161,254	115,535
				Studwood	48,783	501			
				Tree Length	2,408	36,316	87,179	96,888	128,013
		Fornebu Lumber	Spruce, Fir, Jack Pine	Logs	183	913			
	J.D. Irving	Spruce, Fir, Jack Pine	Logs					8,050	
Total				129,648	147,230	175,662	258,142	251,598	
Marketing Board	CVC - Carleton Victoria	Spruce, Fir, Jack Pine	Logs	20,638	20,150	8,483	46,494	42,165	
			Studwood	5,766					
			Tree Length		1,575	20,841	21,778	11,621	
	MAD - Madawaska	Spruce, Fir, Jack Pine	Logs	29		629	2,567	7,019	
Tree Length						29			

Table 5. Total Roundwood Deliveries to Licensee/Sub-Licensee Mills by Source

Mill	Overall Source	Wood_Source	Species	Product	Operating Year					
					2018	2017	2016	2015	2014	
Twin Rivers Paper Company Inc. - Plaster Rock Mill	Marketing Board	NSH - North Shore	Spruce, Fir, Jack Pine	Logs	63	207	902	1,099	5,234	
				Tree Length		43				
		NTH - Northumberland	Spruce, Fir, Jack Pine	Logs	1,377	4,054	4,203	33,708	18,018	
				Tree Length		218	30	101	86	
		SENB - South East New Brunswick	Spruce, Fir, Jack Pine	Logs			44	728	37	
				Tree Length				115	89	
		YSC - York Sunbury Charlotte	Spruce, Fir, Jack Pine	Logs	1,573	10,828	997	40,490	21,793	
				Tree Length				472		
Total					29,446	37,075	36,129	147,581	106,062	
Total					509,571	547,148	538,169	696,500	676,182	
William F. Tompkins & Sons	Crown Land	03 - Nepisiguit - Miramichi	Mixed Hardwood	Logs	123	226	729			
		07 - Queens - Charlotte - Fu..	Mixed Hardwood	Logs	895	849	1,963	1,463	350	
		08 - York	Mixed Hardwood	Logs	1,186	1,436	1,370	867	320	
		09 - Carleton - Restigouche ..	Mixed Hardwood	Logs	2,547	1,753	567	1,568	1,123	
		Total				4,751	4,264	4,629	3,898	1,793
	Industrial Freehold	Acadian Timber	Mixed Hardwood	Logs	2,226	171				
		H.J. Crabbe & Sons	Mixed Hardwood	Logs	922	1,187	3,159	2,125	2,549	
		J.D. Irving	Mixed Hardwood	Logs			1,944	249	82	
		Total				3,148	1,358	5,103	2,374	2,631
	Marketing Board	CVC - Carleton Victoria	Mixed Hardwood	Logs	720	100	922	7	34	
		YSC - York Sunbury Charlotte	Mixed Hardwood	Logs		577	653			
		Total				720	677	1,575	7	34
	Total					8,619	6,299	11,307	6,279	4,458
	York North Veneer Products Inc.	Crown Land	09 - Carleton - Restigouche - Tobique	Mixed Hardwood	Logs			600		
					Veneer				650	306
Total						600	650	306		
Industrial Freehold		Acadian Timber	Mixed Hardwood	Logs			3,800	3,183		
				Veneer					4,280	
Total						3,800	3,183	4,280		
Marketing Board		YSC - York Sunbury Charlotte	Mixed Hardwood	Veneer			664	85		
	Total						664	85		
Total							5,064	3,918	4,586	

Table 5. Total Roundwood Deliveries to Licensee/Sub-Licensee Mills by Source

Mill	Overall Source	Wood_Source	Species	Product	Operating Year				
					2018	2017	2016	2015	2014
Grand Total					9,332,723	9,468,152	9,991,160	9,712,711	9,144,008

Table 6. Residue Production by Destination

Units (Residue Pro..)	Mill (Residue Prod.)	Destination_Type	Destination Location	Species (Residue Pro..)	Product (Residue Prod.)	Operating Year (Residue Production)					
						2018	2017	2016	2015	2014	
Cubic Metres	Arbec Forest Products	Domestic Location	New Brunswick	Hardwood	Sawdust			4,843	2,103		
					Shavings			1,779	1,794		
				Softwood	Sawdust			2,763	1,296		
					Shavings			1,014	1,107		
		Export	Nova Scotia	Hardwood	Sawdust					28	
				Softwood	Sawdust					16	
			Québec	Hardwood	Sawdust					33	
				Softwood	Sawdust					19	
		Mill	New Brunswick	Hardwood	Sawdust		43,429	36,403	33,004		
				Softwood	Sawdust	6,077		16,347	20,344		
	Total						6,077	43,429	63,149	59,744	
	AV Cell Inc.	Mill		New Brunswick	Hardwood	Pulpwood Chips					232,937
		Total									
	Chaleur Sawmills Associates	Domestic Location		New Brunswick	Softwood	Shavings					1,770
					Softwood	Sawmill Chips					3,553
		Export		Nova Scotia	Softwood	Sawmill Chips					
					Softwood	Sawmill Chips			2,580		
		Mill		New Brunswick	Softwood	Shavings	5,715	1,680	1,226	20,913	21,391
						Sawdust	34,091	31,409	34,560	29,158	30,172
						Sawmill Chips	161,861	185,058	190,463	201,532	197,427
	Total						207,588	226,082	236,515	252,077	254,672
	Clair Industrial Development Corp. Ltd.	Export		Maine	Softwood	Sawmill Chips				7,849	4,526
				Québec	Hardwood	Sawdust	851				
						Sawmill Chips	425				
		Total						113,705	109,540		11,533
	Delco Forest Products Ltd.	Domestic Location		New Brunswick	Softwood	Sawdust	10,982	20,194	17,949	8,934	8,884
						Shavings	1,062	11,154	20,747	1,496	3,689
Export			Nova Scotia	Softwood	Pulpwood Chips	14,791	874	118,819			
					Sawdust	11,387			2,766		
Mill			New Brunswick	Softwood	Sawmill Chips	132,499	134,050		99,207	99,636	
					Sawdust	13,547			6,094	7,269	
Total						192,029	166,272	157,515	126,709	123,987	
Devon Lumber Co. Ltd.	Domestic Location		New Brunswick	Softwood	Sawdust			723	2,033	993	
					Shavings			7,931	433	383	

Table 6. Residue Production by Destination

Units (Residue Pro..)	Mill (Residue Prod.)	Destination_Type	Destination Location	Species (Residue Pro..)	Product (Residue Prod.)	Operating Year (Residue Production)					
						2018	2017	2016	2015	2014	
Cubic Metres	Devon Lumber Co. Ltd.	Export	Maine	Softwood	Sawmill Chips				4,463	29,944	
		Mill	New Brunswick	Softwood	Sawdust					462	
					Sawmill Chips	30,237	26,825	30,737	28,785	4,389	
					Shavings	1,967	2,436	3,133	12,509	2,765	
		Total				32,204	29,261	42,524	48,223	38,936	
	Eric Goguen & Sons Ltd.	Domestic Location	New Brunswick	Softwood	Sawdust	3,870	3,406	2,993	2,477	2,451	
					Shavings	1,032	774	116	697	516	
		Export	Nova Scotia	Softwood	Sawmill Chips	6,037	7,018	2,982	4,899	4,567	
		Mill	New Brunswick	Softwood	Sawdust		39	279	160	343	
					Sawmill Chips	5,124	5,924	11,437	7,296	6,754	
					Shavings	3,181	2,603	4,407	3,253	3,233	
		Total				19,244	19,764	22,214	18,782	17,864	
	Fornebu Lumber Company Inc.- Bathurst Sawmill	Domestic Location	New Brunswick	Softwood	Sawdust	1,263	1,028	963	697	740	
					Sawmill Chips	181					
					Shavings	19,048	9,569	751	578	934	
		Export	Maine	Softwood	Sawmill Chips					3,674	
					Sawdust					1,289	
			Nova Scotia	Softwood	Sawmill Chips	12,924	4,822			1,741	
					Port of Belledune - Unknow..	Softwood	Sawmill Chips			58,889	65,102
			Port of Dalhousie - Unknow..	Softwood	Sawmill Chips				1,391		
			Québec	Softwood	Sawdust	18,480	13,236	19,825	22,856	26,974	
					Sawmill Chips	43,910	42,267	38,750	51,113	52,540	
		Shavings			20,666	13,886	16,706	11,886	11,251		
		Turkey	Softwood	Sawmill Chips	11,322						
				New Brunswick	Softwood	Sawdust	29,825	24,545	18,353	15,318	16,030
						Sawmill Chips	92,870	124,911	52,682	18,381	97,171
		Shavings	6,104				4,007	8,519	10,578		
	Total				256,593	234,264	210,926	195,841	222,922		
	Garant, Div. of Hanson Kidde Canada Inc.	Export	Maine	Hardwood	Sawdust		5,650				
					Sawmill Chips		5,650			2,260	
		Mill	New Brunswick	Hardwood	Sawdust					9,450	
					Sawmill Chips			6,718	2,679	5,670	
					Softwood	Pulpwood Chips				4,569	
Shavings						13,065					
Total					11,300	6,718	20,313	17,380			
Groupe Savoie Inc.	Domestic Location	New Brunswick	Hardwood	Pulpwood Chips				19,624			

Table 6. Residue Production by Destination

Units (Residue Pro..)	Mill (Residue Prod.)	Destination_Type	Destination Location	Species (Residue Pro..)	Product (Residue Prod.)	Operating Year (Residue Production)					
						2018	2017	2016	2015	2014	
Cubic Metres	Groupe Savoie Inc.	Export	Port of Dalhousie - Unknow..	Hardwood	Sawdust					15,935	
			Québec	Hardwood	Pulpwood Chips	163,119	163,119	165,211	153,661		
		Mill	New Brunswick	Hardwood		Pulpwood Chips	56,896	59,286	60,539	29,750	
						Sawdust	9,944		111,111		
						Shavings		10,486		85,920	48,182
				Softwood	Sawmill Chips			211			
		Total				229,959	232,891	337,072	288,955	239,018	
	H. J. Crabbe & Sons Ltd.	Export	Maine	Softwood	Sawmill Chips	21,068	25,634	29,185	34,107	50,208	
		Mill	New Brunswick	Softwood	Sawdust	16,780		36,355		21,397	
					Sawmill Chips	34,600	30,388	83,923	22,655	9,777	
					Shavings		17,798		20,694		
	Total				72,448	73,820	149,463	77,456	81,382		
	J.D. Irving - Baker Brook	Domestic Location	New Brunswick	Softwood	Sawdust			5			
					Sawmill Chips	866	65				
					Shavings	1,284	1,149	700	133	374	
		Export	Maine	Softwood	Sawmill Chips	5,712	59	132	6,695	16,489	
					Sawdust				1,673		
			Québec	Softwood	Sawmill Chips	11,672	10,245	13,055	14,304	5,735	
		Mill	New Brunswick	Softwood	Sawdust				530		
					Sawmill Chips	72	5		5,689		
					Shavings	234	290			3,473	
		Total				26,774	12,918	14,591	30,721	28,139	
	J.D. Irving - Chip Plant - Sussex	Mill	New Brunswick	Hardwood	Pulpwood Chips	43,230	70,507	50,138	30,125		
				Softwood	Pulpwood Chips	424,983	404,851	421,342	389,312	506,621	
		Total				468,213	475,358	471,480	419,437	506,621	
	J.D. Irving - Clair	Export	Québec	Hardwood	Shavings					988	
		Mill	New Brunswick	Hardwood	Shavings					17	
		Total								1,005	
	J.D. Irving - Grand Lake Timber	Domestic Location	New Brunswick	Softwood	Sawdust	28,861	31,738	880	10,405	314	
					Sawmill Chips	10					
Shavings					2,387	736	717	889	635		
Export		Nova Scotia	Softwood	Sawdust				8,282	5,131		
		Prince Edward Island	Softwood	Sawdust					111		
				Shavings			137	40			

Table 6. Residue Production by Destination

Units (Residue Pro..)	Mill (Residue Prod.)	Destination_Type	Destination Location	Species (Residue Pro..)	Product (Residue Prod.)	Operating Year (Residue Production)					
						2018	2017	2016	2015	2014	
Cubic Metres	J.D. Irving - Grand Lake Timber	Mill	New Brunswick	Softwood	Sawdust	48,419	43,022	42,894	28,254	6,590	
					Sawmill Chips	400,139	423,913	402,158	312,340	149,832	
					Shavings	42,765	46,802	46,447	45,184	33,398	
		Total		522,581	546,211	493,233	405,394	196,011			
	J.D. Irving - Kedgwick	Domestic Location	New Brunswick	Softwood	Shavings					160	
					Sawdust				3,119		
		Export	Québec	Softwood	Sawdust	14,885	11,490	15,233	18,276	20,740	
					Sawmill Chips			1,685			
					Shavings	3,602	4,437	4,039	4,592	4,700	
		Mill	New Brunswick	Softwood	Sawdust	2,147	340	1,205	3,178	4,054	
					Sawmill Chips	159,075	160,391	151,361	144,962	136,229	
		Total		179,709	176,658	173,523	174,127	165,883			
		J.D. Irving - Russell & Swim Mill	Domestic Location	New Brunswick	Softwood	Sawmill Chips					36
						Shavings					121
	Mill		New Brunswick	Softwood	Sawdust	1,755		1,230			
					Sawmill Chips	35,865	38,380	38,406	39,198	37,952	
					Shavings		1,054		563	638	
	Total		37,620	39,434	39,636	39,761	38,747				
	J.D. Irving - Sawmill - Sussex	Domestic Location	New Brunswick	Softwood	Sawdust	5,813	4,562	4,542	6,043	4,125	
		Export	Nova Scotia	Softwood	Sawdust	5,375	401	3,680	14,712	10,685	
			Prince Edward Island	Softwood	Sawdust		141				
		Mill	New Brunswick	Softwood	Sawdust	5,514	6,595	5,236	3,868	4,121	
					Sawmill Chips	240,198	262,069	268,628	279,590	283,787	
	Total		256,900	273,768	282,086	304,213	302,718				
	J.D. Irving - St. Leonard	Domestic Location	New Brunswick	Softwood	Sawmill Chips		1,932				
					Shavings	281	304	879	181	724	
		Export	Maine	Softwood	Sawdust	5,866	14,384	5,527	8,362	9,665	
Sawdust									5,516		
Québec			Softwood	Sawdust	57,739	42,848	43,233	65,390	35,608		
				Sawmill Chips	118,819	147,860	2,157	101,172	78,558		
Mill		New Brunswick	Softwood	Shavings	40,119	36,926	31,806	34,958	17,651		
				Sawdust	28,018	28,243	18,711	19,820	58,202		
				Sawmill Chips	405,543	386,166	416,750	406,563	381,202		
Total			661,524	670,552	538,258	650,934	610,285				
J.D. Irving - Veneer	Domestic Location	New Brunswick	Hardwood	Sawdust					62		

Table 6. Residue Production by Destination

Units (Residue Pro.. Cubic Metres	Mill (Residue Prod.)	Destination_Type	Destination Location	Species (Residue Pro..	Product (Residue Prod.)	Operating Year (Residue Production)				
						2018	2017	2016	2015	2014
	J.D. Irving - Veneer Siding	Export	Québec	Hardwood	Sawdust	27,638	21,749	21,677	20,062	18,666
					Sawmill Chips	35,791	31,702	27,481	33,282	29,691
		Mill	New Brunswick	Hardwood	Sawdust	1,495	7,545	8,137	4,977	1,086
					Sawmill Chips	35,927	32,793	38,339	32,099	41,490
					Softwood		39			
	Total				100,851	93,828	95,634	90,420	90,995	
	John W. Jamer Ltd.	Export	Maine	Softwood	Sawdust				1,112	
					Sawmill Chips				1,149	546
		Mill	New Brunswick	Softwood	Sawdust	118			38	
					Sawmill Chips	688			333	375
					Shavings					748
	Total				806			2,632	1,669	
	Junction Lumber Products Inc.	Domestic Location	New Brunswick	Softwood	Sawmill Chips				4,281	
					Shavings		14,762	17,028		
	Total						14,762	17,028	4,281	
	Lattes Waska Lath Inc.	Export	Maine	Softwood	Sawmill Chips					3,634
			Québec	Hardwood	Sawdust				781	1,448
					Sawmill Chips				278	481
					Softwood	Sawmill Chips				383
		Total							1,059	5,946
Littles Lumber (Ashmore - Harvey)	Domestic Location	New Brunswick	Hardwood	Shavings					293	
				Sawdust	199		215	111	78	
			Softwood	Sawmill Chips			208	603	411	
				Shavings	312		285	367		
	Export	Maine	Hardwood	Shavings					748	
				Softwood	Sawmill Chips				982	
		Nova Scotia	Softwood	Sawmill Chips	5,444		8,313	4,492		
	Mill	New Brunswick	Hardwood	Shavings					1,484	
				Sawdust	3,641		4,036	4,144		
			Softwood	Sawmill Chips	844					
				Shavings	1,461		1,675			
Total				11,901		14,732	1,081	12,632		
Maibec - Balmoral	Domestic Location	New Brunswick	Softwood	Sawdust		71,000				
	Total					71,000				
Marwood Ltd. - Tracyville	Domestic Location	New Brunswick	Softwood	Sawdust	274					
				Shavings		514				

Table 6. Residue Production by Destination

Units (Residue Pro.. Cubic Metres	Mill (Residue Prod.)	Destination_Type	Destination Location	Species (Residue Pro..	Product (Residue Prod.)	Operating Year (Residue Production)				
						2018	2017	2016	2015	2014
Marwood Ltd. - Tracyville	Mill	New Brunswick	Softwood	Sawdust	28,064			22,174	13,015	
				Sawmill Chips				5,817		
				Shavings		25,841	24,996	5,576		
Total					28,338	26,355	24,996	22,174	24,408	
Miramichi Lumber Products Inc.	Domestic Location	New Brunswick	Softwood	Sawdust					359	
				Sawmill Chips				1,140		
				Shavings				1,918		
	Export	Maine	Softwood	Sawmill Chips					1,377	
		Nova Scotia	Softwood	Sawdust					488	
	Mill	New Brunswick	Softwood	Sawmill Chips					2,834	
				Sawdust				12,344		
Total									20,460	
Miramichi Timber Frames	Domestic Location	New Brunswick	Softwood	Shavings			13			
	Total							13		
Private Fuelwood Sales	Domestic Location	New Brunswick	Softwood	Pulpwood Chips				803		
	Total								803	
R.F. Sadler Ltd.	Domestic Location	New Brunswick	Hardwood	Sawdust				607		
				Sawmill Chips	440	4,732	277		3,849	
				Shavings		1,220				
	Export	Maine	Hardwood	Sawmill Chips	5,247				573	
	Mill	New Brunswick	Hardwood	Sawdust				1,997		
				Sawmill Chips			638	5,238		
Total					5,687	5,952	915	7,842	4,422	
Twin Rivers Paper Company Inc. - Edmundston Mill	Domestic Location	New Brunswick	Softwood	Sawdust		914				
	Export	Maine	Softwood	Sawdust			327			
	Mill	New Brunswick	Softwood	Sawdust		4,616	7,932			
	Total						5,530	8,259		
Twin Rivers Paper Company Inc. - Plaster Rock Mill	Domestic Location	New Brunswick	Softwood	Pulpwood Chips		234,906	218,149			
				Sawdust	2,938		52,574	738	119	
				Shavings	10,686	40,070		3,411	3,468	
	Export	Québec	Softwood	Sawdust	19,472			14,888	2,426	
				Shavings	2,676			2,092	4,166	
	Mill	New Brunswick	Softwood	Sawdust	79			13,255	2,907	
				Sawmill Chips	222,732			311,185	309,075	
				Shavings	5,479			19,166	14,214	
Total					264,062	274,976	270,723	364,735	336,375	

Table 6. Residue Production by Destination

Units (Residue Pro.. Cubic Metres	Mill (Residue Prod.)	Destination_Type	Destination Location	Species (Residue Pro..	Product (Residue Prod.)	Operating Year (Residue Production)				
						2018	2017	2016	2015	2014
	William F. Tompkins & Sons	Domestic Location	New Brunswick	Hardwood	Sawdust			81	203	1,088
					Sawmill Chips	2,152	2,209	3,993		848
		Mill	New Brunswick	Hardwood	Sawmill Chips				1,905	
	Total				2,152	2,209	4,074	2,108	1,936	
Total					3,696,965	3,836,134	3,675,277	3,621,355	3,585,201	
	Arbec Forest Products	Domestic Location	New Brunswick	Softwood	Bark / Hogfuel	47,344	52,583	31,279	22,319	24,211
		Export	Nova Scotia	Softwood	Bark / Hogfuel	7,675			6,423	7,540
		Mill	New Brunswick	Softwood	Bark / Hogfuel	21,755	95,566	56,153	56,803	44,884
		Total				76,774	148,149	87,432	85,545	76,635
	AV Cell Inc.	Mill	New Brunswick	Hardwood	Bark / Hogfuel		28,262	32,151	33,144	37,270
		Total					28,262	32,151	33,144	37,270
	AV Nackawic Inc.	Mill	New Brunswick	Hardwood	Bark / Hogfuel		149,109	132,066	118,380	
				Softwood	Bark / Hogfuel					194,524
	Total						149,109	132,066	118,380	194,524
	Canusa Cedar Inc.	Export	Québec	Softwood	Bark / Hogfuel			5,950		50
		Mill	New Brunswick	Softwood	Bark / Hogfuel			2,275		
		Total						8,225		50
	Chaleur Sawmills Associates	Domestic Location	New Brunswick	Softwood	Bark / Hogfuel	29,911	31,869			33,006
		Mill	New Brunswick	Softwood	Bark / Hogfuel	19,038	39,948	18,798	20,318	22,427
		Total				48,949	71,817	18,798	20,318	55,433
	Clair Industrial Development Corp. Ltd.	Domestic Location	New Brunswick	Hardwood	Bark / Hogfuel	196				
		Export	Maine	Softwood	Bark / Hogfuel			16,395	16,501	11,436
			Québec	Softwood	Bark / Hogfuel			126,512	111,471	100,702
		Total				196		142,907	127,972	112,138
	Delco Forest Products Ltd.	Domestic Location	New Brunswick	Softwood	Bark / Hogfuel	12,615	23,422	17,136	11,974	
		Export	Nova Scotia	Softwood	Bark / Hogfuel	25,941	345		1,934	
		Mill	New Brunswick	Softwood	Bark / Hogfuel				16,254	
		Total				38,556	23,767	17,136	30,162	
Devon Lumber Co. Ltd.	Domestic Location	New Brunswick	Softwood	Bark / Hogfuel	8,581	7,392	5,612	9,303	5,252	
	Export	Maine	Softwood	Bark / Hogfuel		2,394	3,732	3,263	6,220	
	Mill	New Brunswick	Softwood	Bark / Hogfuel			1,744	2,004	6,105	
	Total				8,581	9,786	11,088	14,570	17,577	
Eric Goguen & Sons Ltd.	Domestic Location	New Brunswick	Softwood	Bark / Hogfuel	1,800	1,730	1,215	850	1,100	
	Mill	New Brunswick	Softwood	Bark / Hogfuel			207	878	149	
	Total				1,800	1,730	1,422	1,728	1,249	
Metric Tonnes	Flakeboard - St. Stephen	Domestic Location	New Brunswick	Hardwood	Bark / Hogfuel	9,632	12,020		14	

Table 6. Residue Production by Destination

Units (Residue Pro..)	Mill (Residue Prod.)	Destination_Type	Destination Location	Species (Residue Pro..)	Product (Residue Prod.)	Operating Year (Residue Production)				
						2018	2017	2016	2015	2014
Metric Tonnes	Flakeboard - St. Stephen	Export	Maine	Hardwood	Bark / Hogfuel	139	110	211	1,977	
			Nova Scotia	Hardwood	Bark / Hogfuel	2,414	554	1,442	257	
		Mill	New Brunswick	Hardwood	Bark / Hogfuel		4,782	3,345	8,786	
				Softwood	Bark / Hogfuel					13,480
		Total				12,185	17,466	4,998	11,034	13,480
	Fornebu Lumber Company Inc.- Bathurst Sawmill	Domestic Location	New Brunswick	Softwood	Bark / Hogfuel	5,269	6,740	14,533	11,233	18,123
		Export	Nova Scotia	Softwood	Bark / Hogfuel	8,835	1,280			
		Mill	New Brunswick	Softwood	Bark / Hogfuel	40,542	37,469	42,667	34,134	43,650
		Total				54,646	45,489	57,200	45,367	61,773
	Garant, Div. of Hanson Kidde Canada Inc.	Mill	New Brunswick	Hardwood	Bark / Hogfuel			612		1,000
		Total						612		1,000
	Groupe Savoie Inc.	Export	Québec	Hardwood	Bark / Hogfuel	496	496	2,729		
		Mill	New Brunswick	Hardwood	Bark / Hogfuel	49,550	51,210	73,473	62,209	57,385
		Total				50,046	51,706	76,202	62,209	57,385
	H. J. Crabbe & Sons Ltd.	Domestic Location	New Brunswick	Softwood	Bark / Hogfuel	149	204	158		936
		Export	Maine	Softwood	Bark / Hogfuel	2,964	3,245	7,677	12,754	4,419
		Mill	New Brunswick	Softwood	Bark / Hogfuel	12,285	15,256	11,297	5,051	9,582
		Total				15,398	18,705	19,132	17,805	14,937
	J.D. Irving - Baker Brook	Domestic Location	New Brunswick	Softwood	Bark / Hogfuel	45	605	4,463	897	3,065
		Export	Maine	Softwood	Bark / Hogfuel	5,297	6,471	18,686	18,258	10,940
			Québec	Softwood	Bark / Hogfuel		1,163	1,349	623	3,170
		Mill	New Brunswick	Softwood	Bark / Hogfuel	35,511	46,528	24,072	10,345	20,396
		Total				40,853	54,767	48,570	30,123	37,571
	J.D. Irving - Chip Plant - Sussex	Export	Nova Scotia	Softwood	Bark / Hogfuel	776	2,118			
		Mill	New Brunswick	Hardwood	Bark / Hogfuel				59,173	
				Softwood	Bark / Hogfuel	62,688	65,267	74,883		80,914
	Total				63,464	67,385	74,883	59,173	80,914	
	J.D. Irving - Grand Lake Timber	Domestic Location	New Brunswick	Softwood	Bark / Hogfuel	512	8,837	23,148	16,066	10,834
		Export	Maine	Softwood	Bark / Hogfuel			3,934	2,106	
			Nova Scotia	Softwood	Bark / Hogfuel	72				
Prince Edward Island			Softwood	Bark / Hogfuel		517				
Mill		New Brunswick	Softwood	Bark / Hogfuel	29,181	23,077	28,199	10,238	956	
Total					29,765	32,431	55,281	28,410	11,790	
J.D. Irving - Kedgwick	Export	Maine	Softwood	Bark / Hogfuel				2,088	25	
		Québec	Softwood	Bark / Hogfuel		447				
	Mill	New Brunswick	Softwood	Bark / Hogfuel	52,968	44,712	40,593	33,290	44,931	

Table 6. Residue Production by Destination

Units (Residue Pro.. Metric Tonnes	Mill (Residue Prod.)	Destination_Type	Destination Location	Species (Residue Pro..	Product (Residue Prod.)	Operating Year (Residue Production)					
						2018	2017	2016	2015	2014	
	J.D. Irving - Kedgwick	Total				52,968	45,159	40,593	35,378	44,956	
	J.D. Irving - Russell & Swim Mill	Mill	New Brunswick	Softwood	Bark / Hogfuel	1,477		33		2,214	
		Total				1,477		33		2,214	
	J.D. Irving - Sawmill - Sussex	Domestic Location	New Brunswick	Softwood	Bark / Hogfuel	154	193	2,832	1,238	5,139	
		Export		Maine	Softwood	Bark / Hogfuel				21,920	
				Nova Scotia	Softwood	Bark / Hogfuel	16,237	6,559		59	199
				Prince Edward Island	Softwood	Bark / Hogfuel		739			
		Mill	New Brunswick	Softwood	Bark / Hogfuel	64,360	63,930	68,207	45,616	67,262	
		Total				80,751	71,421	71,039	68,833	72,600	
	J.D. Irving - St. Leonard	Domestic Location	New Brunswick	Softwood	Bark / Hogfuel			51		527	
		Export		Maine	Softwood	Bark / Hogfuel	11,138	49,133	96,980	31,072	
				Québec	Softwood	Bark / Hogfuel	255	8,819	11,144	273	
		Mill	New Brunswick	Softwood	Bark / Hogfuel	85,337	51,215	29,539	47,344	53,478	
	Total				96,730	109,167	137,714	78,689	54,005		
	J.D. Irving - Veneer Siding	Domestic Location	New Brunswick	Hardwood	Bark / Hogfuel					123	
		Export		Maine	Hardwood	Bark / Hogfuel	29	2,216	7,061	9,718	14,735
				Québec	Hardwood	Bark / Hogfuel	72	67			
		Mill	New Brunswick	Hardwood	Bark / Hogfuel	25,498	22,173	15,386	8,808	4,150	
	Total				25,599	24,456	22,447	18,526	19,008		
	John W. Jamer Ltd.	Export	Maine	Softwood	Bark / Hogfuel				417	469	
		Mill	New Brunswick	Softwood	Bark / Hogfuel	669			57	57	
		Total				669			474	526	
	Junction Lumber Products Inc.	Domestic Location	New Brunswick	Softwood	Bark / Hogfuel	7,920			1,275	3,625	
		Total				7,920			1,275	3,625	
	Lattes Waska Lath Inc.	Export	Maine	Hardwood	Bark / Hogfuel				13		
			Québec	Softwood	Bark / Hogfuel					1,149	
		Total							13	1,149	
	Littles Lumber (Ashmore - Harvey)	Domestic Location	New Brunswick	Hardwood	Bark / Hogfuel					85	
				Softwood	Bark / Hogfuel	167		193	316		
		Export	Maine	Hardwood	Bark / Hogfuel					1,993	
				Softwood	Bark / Hogfuel	3,710		2,241			
		Mill	New Brunswick	Hardwood	Bark / Hogfuel					1,549	
				Softwood	Bark / Hogfuel	678		791			
	Total				4,555		3,225	316	3,627		
	Maibec - Balmoral	Domestic Location	New Brunswick	Softwood	Bark / Hogfuel	276,440			8,392		
		Export	Québec	Softwood	Bark / Hogfuel			7,561			

Table 6. Residue Production by Destination

Units (Residue Pro.. Metric Tonnes	Mill (Residue Prod.)	Destination_Type	Destination Location	Species (Residue Pro..	Product (Residue Prod.)	Operating Year (Residue Production)				
						2018	2017	2016	2015	2014
Maibec - Balmoral	Mill		New Brunswick	Softwood	Bark / Hogfuel					13,730
	Total					276,440		7,561	8,392	13,730
Marwood Ltd. - Tracyville	Mill		New Brunswick	Softwood	Bark / Hogfuel	2,696	2,470	1,710	1,170	2,640
	Total					2,696	2,470	1,710	1,170	2,640
Miramichi Lumber Products Inc.	Domestic Location		New Brunswick	Softwood	Bark / Hogfuel					4,138
	Mill		New Brunswick	Softwood	Bark / Hogfuel					370
	Total									4,508
Miramichi Timber Frames	Domestic Location		New Brunswick	Softwood	Bark / Hogfuel			7		
	Total							7		
R.F. Sadler Ltd.	Domestic Location		New Brunswick	Hardwood	Bark / Hogfuel	150				
	Export		Maine	Hardwood	Bark / Hogfuel	630	3,245	1,911	2,186	2,954
	Mill		New Brunswick	Hardwood	Bark / Hogfuel			4,651		
	Total					780	3,245	6,562	2,186	2,954
SBC Cedar Inc.	Domestic Location		New Brunswick	Softwood	Bark / Hogfuel			30,000		
	Export		Québec	Softwood	Bark / Hogfuel			85,000		
	Total							115,000		
Twin Rivers Paper Company Inc. - Plaster Rock Mill	Domestic Location		New Brunswick	Softwood	Bark / Hogfuel		52,778	42,171		
	Mill		New Brunswick	Softwood	Bark / Hogfuel	48,705			68,490	84,346
	Total					48,705	52,778	42,171	68,490	84,346
William F. Tompkins & Sons	Domestic Location		New Brunswick	Hardwood	Bark / Hogfuel		1,085	1,365		247
	Export		Maine	Hardwood	Bark / Hogfuel			2,176	1,686	
	Total						1,085	3,541	1,686	247
Total						1,040,503	1,030,350	1,239,706	971,368	1,083,861

Table 7. Domestic Residue Delivery by Source

Units (ResDel)	Mill (Residue Delivery)	Overall Source (Residue Delivery)	Species Group (Resid..)	Product (Residue Delivery)	Operating Year (Residue Delivery)				
					2018	2017	2016	2015	2014
Cubic Metres	AV Cell Inc.	Domestic Location	Softwood	Sawmill Chips					33,823
		Mill	Hardwood	Sawdust		319			
				Sawmill Chips	142,772	58,388	85,135	59,267	32,276
			Shavings			1,418			
			Softwood	Sawmill Chips	220,467	308,021	267,802	230,190	195,434
	Total			363,239	366,728	354,355	289,457	261,533	
	AV Nackawic Inc.	Crown Land	Hardwood	Pulpwood Chips				37,524	
		Mill	Hardwood	Pulpwood Chips					3,486
				Sawmill Chips	56,261	65,816	53,593	37,025	1,781
	Total			56,261	65,816	53,593	74,549	5,267	
	Chaleur Sawmills Associates	Mill	Softwood	Sawdust					9,864
				Shavings					4,521
	Total								14,385
	Delco Forest Products Ltd.	Mill	Softwood	Sawdust					1,137
				Shavings					1,137
	Total								2,274
	Flakeboard - St. Stephen	Domestic Location	Softwood	Sawmill Chips					408
				Shavings	1,094	1,145			1,308
		Mill	Hardwood	Pulpwood Chips				4,992	
				Sawdust	9,764				9,023
				Sawmill Chips	10,072	474	1,147		6,288
			Shavings		10,163	7,239			
			Softwood	Pulpwood Chips				4,569	
		Sawdust		34,578	32,086	34,514	33,508	30,718	
		Shavings	153,357	113,179	129,782	135,808	128,019		
	Total			208,865	157,047	172,682	178,877	175,764	
	Fornebu Lumber Company Inc.- Bathurst Sawmill	Mill	Softwood	Sawdust			8,409		
Shavings						7,998	12,126	12,900	
Total					16,407	12,126	12,900		
Groupe Savoie Inc.	Mill	Hardwood	Sawdust		1,598	1,606		9,200	
			Shavings		376				

Table 7. Domestic Residue Delivery by Source

Units (ResDel)	Mill (Residue Delivery)	Overall Source (Residue Delivery)	Species Group (Resid..)	Product (Residue Delivery)	Operating Year (Residue Delivery)				
					2018	2017	2016	2015	2014
Cubic Metres	Groupe Savoie Inc.	Mill	Softwood	Sawdust	45,281	45,281	49,090	52,227	
				Shavings	9,996	8,059			
		Total			55,277	55,314	50,696	52,227	9,200
	H. J. Crabbe & Sons Ltd.	Mill	Softwood	Sawdust	84			22,768	
				Sawmill Chips				18,085	
				Shavings		152		2,817	
		Total			84	152		43,670	
	J.D. Irving - IP&P	Domestic Location	Softwood	Pulpwood Chips			370		
		Mill	Hardwood	Pulpwood Chips	21,311	62,305	47,810	22,009	5,008
				Sawdust		5,100			
			Sawmill Chips		2,327	669	4,669		
			Softwood	Pulpwood Chips	411,370	386,838	402,600	364,449	449,706
				Sawdust		187,874			
		Sawmill Chips	261,156	239,206	331,223	290,949	132,607		
	Total			693,837	883,650	782,672	682,076	587,321	
	J.D. Irving - Irving Paper	Mill	Softwood	Pulpwood Chips		43	40	7,584	
				Sawmill Chips	656,487	661,957	602,277	519,388	612,384
		Total			656,487	662,000	602,317	526,972	612,384
	J.D. Irving - Utopia Mill	Mill	Hardwood	Pulpwood Chips	20,168	4,832	41	6,740	65
				Sawmill Chips	392		612		
Total				20,560	4,832	653	6,740	65	
Marwood Ltd. - Tracyville	Mill	Softwood	Sawdust				21,105	15,822	
			Sawmill Chips					5,817	
			Shavings				1,069	5,576	
	Total					22,174	27,215		
Shaw Resources	Mill	Hardwood	Pulpwood Chips				2,733		
		Softwood	Sawdust	123,751	3,706		7,652	68,072	
			Shavings		94,910	88,051	60,805	13,975	
	Total			123,751	98,616	88,051	71,190	82,047	
Twin Rivers Paper Company Inc. - Edmundston Mill	Mill	Hardwood	Pulpwood Chips					4,700	
		Softwood	Pulpwood Chips	72,791	42,137	53,531	154,008	126,225	

Table 7. Domestic Residue Delivery by Source

Units (ResDel)	Mill (Residue Delivery)	Overall Source (Residue Delivery)	Species Group (Resid..)	Product (Residue Delivery)	Operating Year (Residue Delivery)				
					2018	2017	2016	2015	2014
Cubic Metres	Twin Rivers Paper Company Inc. - Edmundston Mill	Mill	Softwood	Sawmill Chips	647,283	781,548	758,667	763,964	830,896
		Total			720,074	823,685	812,198	917,972	961,821
	William F. Tompkins & Sons	Domestic Location	Hardwood	Sawdust	120				
		Total			120				
Total					2,898,555	3,117,840	2,933,624	2,878,030	2,752,176
Metric Tonnes	Arbec Forest Products	Mill	Softwood	Bark / Hogfuel					61,228
		Total							61,228
	AV Cell Inc.	Crown Land	Softwood	Bark / Hogfuel					531
		Domestic Location	Softwood	Bark / Hogfuel					42
		Mill	Hardwood	Bark / Hogfuel	6,017	36,934	29,006	22,669	27,951
			Softwood	Bark / Hogfuel	5,888	3,987	55	722	2,607
	Total			11,905	40,921	29,061	23,391	31,131	
	AV Nackawic Inc.	Crown Land	Hardwood	Forest Biomass				124	
			Softwood	Forest Biomass					2,069
		Domestic Location	Softwood	Bark / Hogfuel					141
		Industrial Freehold	Softwood	Forest Biomass					1,209
		Marketing Board	Softwood	Bark / Hogfuel					26,226
		Mill	Hardwood	Bark / Hogfuel	8,701			8,293	106,265
	Softwood		Bark / Hogfuel	9,483			7,547	30,082	
	Total			18,184			15,964	165,992	
	Chaleur Sawmills Associates	Mill	Softwood	Bark / Hogfuel					27,000
		Total							27,000
	Fornebu Lumber Company Inc.- Bathurst Sawmill	Mill	Softwood	Bark / Hogfuel				9,300	9,000
		Total						9,300	9,000
	Groupe Savoie Inc.	Crown Land	Hardwood	Forest Biomass	8,898	15,740	24,480	41,303	
		Industrial Freehold	Hardwood	Forest Biomass	8,219	1,556	3,696	3,360	
		Marketing Board	Hardwood	Forest Biomass	95	95		2,016	
			Softwood	Forest Biomass			2,016		
Mill		Softwood	Forest Biomass	108	108	858			
Total			17,320	17,499	31,050	46,679			
H. J. Crabbe & Sons Ltd.	Mill	Softwood	Bark / Hogfuel				5,051		

Table 7. Domestic Residue Delivery by Source

Units (ResDel)	Mill (Residue Delivery)	Overall Source (Residue Delivery)	Species Group (Resid..)	Product (Residue Delivery)	Operating Year (Residue Delivery)						
					2018	2017	2016	2015	2014		
Metric Tonnes	H. J. Crabbe & Sons Ltd.	Total						5,051			
	J.D. Irving - IP&P	Crown Land	Softwood	Forest Biomass						30,864	
		Domestic Location	Softwood	Bark / Hogfuel			514	8,276			
		Industrial Freehold	Softwood	Forest Biomass						16,236	
		Marketing Board	Softwood	Bark / Hogfuel						11,987	
		Mill	Hardwood	Bark / Hogfuel							5,656
			Softwood	Bark / Hogfuel		197,348		207,458	138,335		185,459
		Total			197,348		207,972	146,611		250,202	
	J.D. Irving - Utopia Mill	Crown Land	Softwood	Bark / Hogfuel						5,093	
		Industrial Freehold	Softwood	Bark / Hogfuel						13,917	
		Marketing Board	Softwood	Bark / Hogfuel						3,374	
		Mill	Hardwood	Bark / Hogfuel			389		78		2,390
			Softwood	Bark / Hogfuel		13,543	16,895				948
			Total			13,543	17,284		78		25,722
	Maibec - Balmoral	Mill	Softwood	Bark / Hogfuel						11,330	
		Total								11,330	
	Marwood Ltd. - Tracyville	Mill	Softwood	Bark / Hogfuel					1,170	1,490	
		Total							1,170	1,490	
	Miramichi Lumber Products Inc.	Mill	Softwood	Bark / Hogfuel						2,500	
		Total								2,500	
	Shaw Resources	Domestic Location	Softwood	Bark / Hogfuel						15,758	
		Industrial Freehold	Hardwood	Forest Biomass		40,151		40,642			
		Mill	Hardwood	Bark / Hogfuel					5,822		
			Softwood	Bark / Hogfuel				685	10,708	39,136	
		Total					40,151	685	57,172	54,894	
	Twin Rivers Paper Company Inc. - Edmundston Mill	Crown Land	Hardwood	Forest Biomass		7,563	5,105	12,030			
Softwood			Bark / Hogfuel						3,258		
Domestic Location			Forest Biomass			511	42,685		14,237		
		Hardwood	Forest Biomass		1,012						
		Softwood	Bark / Hogfuel				6,019	44	41,135		
			Forest Biomass					9,404	74		

Table 7. Domestic Residue Delivery by Source

Units (ResDel)	Mill (Residue Delivery)	Overall Source (Residue Delivery)	Species Group (Resid..)	Product (Residue Delivery)	Operating Year (Residue Delivery)				
					2018	2017	2016	2015	2014
Metric Tonnes	Twin Rivers Paper Company Inc. - Edmundston Mill	Industrial Freehold	Hardwood	Forest Biomass		11,512	4,661	9,293	
			Softwood	Bark / Hogfuel					4,225
		Forest Biomass			47,570	59,121	26,158	41,728	
		Marketing Board	Softwood	Bark / Hogfuel					8,226
				Forest Biomass		38,087	35,025	14,385	595
		Mill	Hardwood	Bark / Hogfuel	70,472	52,041	56,277	46,079	34,268
			Softwood	Bark / Hogfuel	351,321	325,819	283,021	326,253	313,018
		Total			421,793	483,604	449,740	486,331	460,764
	Twin Rivers Paper Company Inc. - Plaster Rock Mill	Mill	Softwood	Bark / Hogfuel					60,000
		Total							60,000
	Total				680,093	599,459	718,508	791,747	1,161,253

Table 8. Roundwood Imports by Wood Source

Overall Source	Species (group)	Product	Wood Source (grp)	Operating Year					
				2018	2017	2016	2015	2014	
Import	Hardwood	Full Tree Chips	Maine	86,378	95,834	76,309	82,172	107,786	
			Nova Scotia	34,311	61,985	69,315	42,876	42,145	
		Logs	Maine	74,562	103,718	103,709	96,230	130,906	
			Nova Scotia	143		29		429	
			Quebec	34,392	31,404	18,361	27,075	18,444	
		Pulpwood	Maine			15,236	3,499	836	
			Nova Scotia	20,057	11,269	19,336	5,959		
			Prince Edward Island	22	12,899	13,195	8,184	6,117	
			Quebec	3,108	2,622	27,260	7,343	3,717	
		Total				252,973	319,731	342,750	273,338
	Softwood	Full Tree Chips	Maine	97,061	100,218	78,633	42,191	145	
			Prince Edward Island				1,015		
			Quebec	29,073	106,672				
		Lathwood	Maine				29	863	
		Logs	Maine	209,816	169,147	167,294	182,103	186,860	
			Nova Scotia	386	1,288	1,307	1,907	4,848	
			Prince Edward Island	128	4,018	1,175	114	430	
			Quebec	16,800	9,946	10,593	13,585	8,354	
		Poles	Connecticut	319	110	978	1,230	454	
			Maine	200	80		1,000		
			New York		116	2,158	4,920	4,857	
			South Carolina					1,066	
		Pulpwood	Maine	2,787			88	9,767	
			Nova Scotia	44	217	35	15		
			Quebec			69,141		66	
		Roundwood Biomass	Quebec	4,170	2,156	997			
		Shinglewood	Maine	17,365	13,853	11,611	36,036	22,630	
			Quebec	1,498	5,774	1,494		166	
		Studwood	Maine	60,365	49,231	53,053	45,798	120,848	
			Nova Scotia	3,521	252	147			
Prince Edward Island	1,901		197						
Quebec	121,793		87,133	151,457	150,817	95,914			

Table 8. Roundwood Imports by Wood Source

Overall Source	Species (group)	Product	Wood Source (grp)	Operating Year				
				2018	2017	2016	2015	2014
Import	Softwood	Tree Length	Quebec					208
		Total		567,227	550,408	550,073	480,848	457,476
	Total			820,200	870,139	892,823	754,186	767,856

Table 9. Residue Imports by Source

Units (ResDel)	Species Group (Resid..)	Product (Residue Delivery)	Import Source	Operating Year (Residue Delivery)					
				2018	2017	2016	2015	2014	
Cubic Metres	Hardwood	Pulpwood Chips	Maine				1,400	92,167	
		Sawdust	Quebec				345		
		Sawmill Chips	Maine		15,014		95,975		
			Quebec	2,644			19,503	15,422	
		Shavings	Quebec				894		
		Total		2,644	15,014		118,117	107,589	
	Softwood	Pulpwood Chips	Maine					119,785	
			Quebec					234,071	
		Sawdust	Maine	3,261	1,901	3,189	1,901	3,627	
			Quebec	23,013	5,007	7,358	5,465	17,217	
		Sawmill Chips	Maine	328,855	308,770	280,528	275,263	113,820	
			PEI		260	1,218	943	1,219	
			Quebec	523,773	524,581	519,885	441,692	200,260	
		Shavings	Maine	28,953	28,124	25,075	17,776	4,959	
			Nova Scotia	5,808	7,993	1,785	62	679	
			Quebec			4,192	20,584	266	
	Total		913,663	876,636	843,230	763,686	695,903		
	Total		916,307	891,650	843,230	881,803	803,492		
	Metric Tonnes	Hardwood	Bark / Hogfuel	Maine		1,160		2,208	14,686
				Quebec	84,190	25,185	27,576	10,302	
Forest Biomass			Maine		49,652	69,122			
Total			84,190	75,997	96,698	12,510	14,686		
Softwood		Bark / Hogfuel	Maine	44,680	43,393	48,654	22,620	114,675	
			Quebec	277,208	180,895	185,381	232,596	197,824	
		Forest Biomass	Maine				906		
Total			321,888	224,288	234,035	256,122	312,499		
Total			406,078	300,285	330,733	268,632	327,185		

Table 10. Roundwood Exports by Overall Source

Overall Source	Species	Product	Export Destination	Operating Year				
				2018	2017	2016	2015	2014
Crown Land	Birch (Yellow and White)	Full Tree Chips	Quebec				9,248	
		Pulpwood	Europe	15,477				
			Maine		4,194			
			Quebec		16,933		175	
		Total		15,477	21,127		9,423	
	Cedar	Shinglewood	Quebec				13,684	
		Total					13,684	
	Mixed Hardwood	Full Tree Chips	Port of Belledune - Unknow..					344
			Quebec			1,847		18,597
		Pulpwood	Maine				1,489	135
			Quebec		1,862	4,838		144
		Total			1,862	8,174		19,220
	Poplar	Pulpwood	Maine				1,214	
		Total					1,214	
	Spruce, Fir, Jack Pine	Pulpwood	Maine					9,696
Total							9,696	
Total				15,477	22,989	9,388	23,107	28,916
Industrial Freehold	Birch (Yellow and White)	Pulpwood	Maine			4,855		1,212
		Total				4,855		1,212
	Cedar	Fuelwood	Quebec				524	524
		Logs	Nova Scotia	192	415	258	308	308
			Quebec				10	
		Shinglewood	Maine				375	
			Quebec	3,431	10,424	11,864	15,874	23,051
		Studwood	Maine	2,339	1,739	3,432	707	1,751
			Nova Scotia	98				37
			Quebec				88	
		Tree Length	Maine	151		919	64	127
			Nova Scotia					858
	Total			6,211	12,578	16,858	17,565	26,656
	Hardwood and	Pulpwood	Maine			39,151	43,812	

Table 10. Roundwood Exports by Overall Source

Overall Source	Species	Product	Export Destination	Operating Year					
				2018	2017	2016	2015	2014	
Industrial Freehold	Poplar (mixed)	Total				39,151	43,812		
	Hemlock	Pulpwood	Maine	737			1,180	967	
		Total		737			1,180	967	
	Mixed Hardwood	Full Tree Chips	Maine						5,511
			Quebec	2,960	1,475	17,594	38,832	12,397	
		Logs	Maine	3,573	4,347	937	678	511	
			Quebec	20,624	20,696	28,942	18,933	18,033	
		Pulpwood	Maine	218,100	164,455	129,835	131,540	142,988	
			Quebec	42,995	74,588	68,254	98,379	48,698	
		Tree Length	Maine	2,439		685	1,386		
		Veneer	Maine	2,417	2,384	2,908	2,512	2,279	
			Michigan	30	64		12		
			Ontario	2,440	2,574	2,246	5,418		
			Quebec	1,669	1,286	1,895	1,426	600	
		Total		297,247	271,869	253,296	299,116	231,017	
	Mixed Softwood	Logs	Quebec			37,572	14,378		
		Studwood	Nova Scotia			26,422			
		Total				63,994	14,378		
	Poplar	Logs	Quebec	1,863	986	1,773	2,384		
		Pulpwood	Maine	81,306	96,714	84,202	89,362	84,564	
		Tree Length	Maine	71		160			
		Total		83,240	97,700	86,135	91,746	84,564	
	Red Pine	Logs	Quebec	1,190	1,977	2,087	3,577	2,020	
		Pulpwood	Maine	1,614	409		417		
		Studwood	Quebec		573				
		Tree Length	Nova Scotia					1,268	
		Total		2,804	2,959	2,087	3,994	3,288	
	Spruce	Studwood	Maine			4,635			
		Total				4,635			
	Spruce, Fir, Jack Pine	Full Tree Chips	Maine			10,443	757		
Quebec					5,114				

Table 10. Roundwood Exports by Overall Source

Overall Source	Species	Product	Export Destination	Operating Year				
				2018	2017	2016	2015	2014
Industrial Freehold	Spruce, Fir, Jack Pine	Logs	Maine	3,712	5,682			
			Nova Scotia		111			34
			Quebec	45,140	39,913	46,093	8,158	14,711
		Pulpwood	Maine	624			1,825	50,727
			Nova Scotia		40	38	19,704	19,996
			Port of Belledune - Unknow..			488		
			Port of Dalhousie - Unknow..				3,263	
		Studwood	Quebec	50,134	61,826		47,931	33,987
			Maine		93,241	56,885	11,896	
			Nova Scotia	12,134	54,007	39,983	74,524	51,635
		Tree Length	Quebec	56,322		45,027	15,876	5,079
			Quebec			9,417	4,633	3,626
	Total			168,066	254,820	213,488	188,567	179,795
	Tamarack (larch)	Tree Length	Quebec					23
		Total						23
	White Pine	Logs	Quebec	859	77	600	954	1,682
		Pulpwood	Maine				391	757
		Total			859	77	600	1,345
	Yellow Birch	Veneer	Michigan					47
		Total						47
Total			559,164	644,858	680,244	661,703	530,008	
Marketing Board	Ash	Logs	Quebec				26	
		Total					26	
	Birch (Yellow and White)	Logs	Quebec				2	
		Pulpwood	Maine			32	1,246	535
			Nova Scotia					644
			Quebec			200	35	332
	Total					232	1,283	1,511
	Cedar	Logs	Maine	6,395	3,260	7,010	2,745	2,000
			Quebec			48		
		Pulpwood	Maine			23		

Table 10. Roundwood Exports by Overall Source

Overall Source	Species	Product	Export Destination	Operating Year				
				2018	2017	2016	2015	2014
Marketing Board	Cedar	Shinglewood	Maine	65	414	295		
			Quebec		113	240		
		Studwood	Maine	509	4,064	2,034	567	
			Quebec			221	276	
		Tree Length	Maine	2,239	4,601	7,287	3,985	1,557
			Quebec		1,743			
		Total		9,208	14,195	17,158	7,573	3,557
	Hardwood and Poplar (mixed)	Pulpwood	Maine				16,105	
		Total					16,105	
	Hemlock	Logs	Nova Scotia	116				
		Pulpwood	Maine				29	135
		Studwood	Maine	33		34		71
			Nova Scotia	347				
		Total		496		34	29	206
	Mixed Hardwood	Full Tree Chips	Maine				93	
		Logs	Maine	5,205	1,428	10,808	2,099	5,572
			Nova Scotia	137	1,595	1,547	62	
			Port of Belledune - Unknow..	58				
			Quebec	4,150	971	2,751	201	445
		Poles	Port of Belledune - Unknow..	193				
		Pulpwood	Maine	82,704	143,972	134,306	95,169	53,160
			New Brunswick		184			
			Nova Scotia	974	991	283	1,040	
			Port of Belledune - Unknow..	5,214		3,529	5,326	
			Quebec	15	675	6,859	2,163	1,374
		Studwood	Quebec			8,235	1,807	
		Tree Length	Maine					28
Veneer		Maine	160	144	135	196	96	
		New Hampshire				16		
Total		98,810	149,960	168,453	108,172	60,675		
Mixed Softwood	Logs	Nova Scotia			3,793			

Table 10. Roundwood Exports by Overall Source

Overall Source	Species	Product	Export Destination	Operating Year					
				2018	2017	2016	2015	2014	
Marketing Board	Mixed Softwood	Poles	Nova Scotia				149		
		Pulpwood	Nova Scotia				284		
		Total				3,793	433		
	Mixed Species	Pulpwood	Maine				1,340		
		Total					1,340		
	Other Hardwood	Logs	Maine			1,058			
		Pulpwood	Maine			691			
		Total				1,749			
	Poplar	Logs	Maine		200	7,973		10,030	
			New Brunswick		368				
			Quebec		4,598	2,688	3,380	3,954	8,457
		Pulpwood	Maine		59,714	77,816	81,055	108,253	46,280
			New Brunswick			1,188		421	
			Nova Scotia		66	307			
			Port of Belledune - Unknow..		1,000		2,672	5,075	
		Quebec		558	2,165			36	
		Studwood	Quebec				2,378		
		Tree Length	Maine		10,279				
	Total			76,783	92,137	89,485	127,733	54,773	
	Red Maple	Logs	Maine		12				
			Quebec			724			
		Pulpwood	Quebec					355	
	Total			12	724		355		
	Red Pine	Logs	Maine		823	783		3,425	
		Poles	Nova Scotia				33		
		Pulpwood	Maine		591				
		Studwood	Nova Scotia		344	542			
Total			1,758	1,325	33	3,425			
Spruce	Logs	Nova Scotia				81	922		
	Studwood	Maine					922		
		Nova Scotia				155	76		

Table 10. Roundwood Exports by Overall Source

Overall Source	Species	Product	Export Destination	Operating Year				
				2018	2017	2016	2015	2014
Marketing Board	Spruce	Total				236	1,920	
	Spruce, Fir, Jack Pine	Logs	Maine	18,807	3,123	4,072	207	17
			Nova Scotia	123	224	918	2,716	2,580
			Quebec	7,860	8,268	6,767	4,750	8,141
		Poles	Nova Scotia				6,340	
		Pulpwood	Maine	6,514	174	883	3,916	29,326
			Nova Scotia	11,839	2,981	2,112	8,726	24,604
			Port of Belledune - Unknow..			268	4,609	
			Quebec				148	
		Studwood	Maine	5,331	3,125	5,132	4,416	5,037
			Nova Scotia	36,465	16,406	35,541	45,017	28,997
	Quebec		2,806	5,227	1,721	212	108	
	Tree Length	Maine	26,716	19,071	8,214	444	6,269	
		Total		116,461	58,599	65,628	81,501	105,079
	Sugar Maple	Veneer	Maine	63				
		Total		63				
	Tamarack (larch)	Logs	Maine	37				
			Nova Scotia	73	48	467		
			Quebec			105		
		Studwood	Nova Scotia	86				
		Total		196	48	572		
	White Birch	Logs	Maine	2				
			Quebec				5	
Total			2			5		
White Pine	Logs	Maine	16		126			
	Total		16		126			
Yellow Birch	Logs	Quebec				17		
	Total					17		
	Total		303,805	316,988	347,499	349,917	225,801	
Grand Total			878,446	984,835	1,037,131	1,034,727	784,725	