

**NEW BRUNSWICK FOREST
PRODUCTS COMMISSION**

**TIMBER UTILIZATION REPORT
2017-2018**



New Brunswick
Forest Products Commission

Commission des produits forestiers
du Nouveau Brunswick

Figure 1. New Brunswick Roundwood Consumption

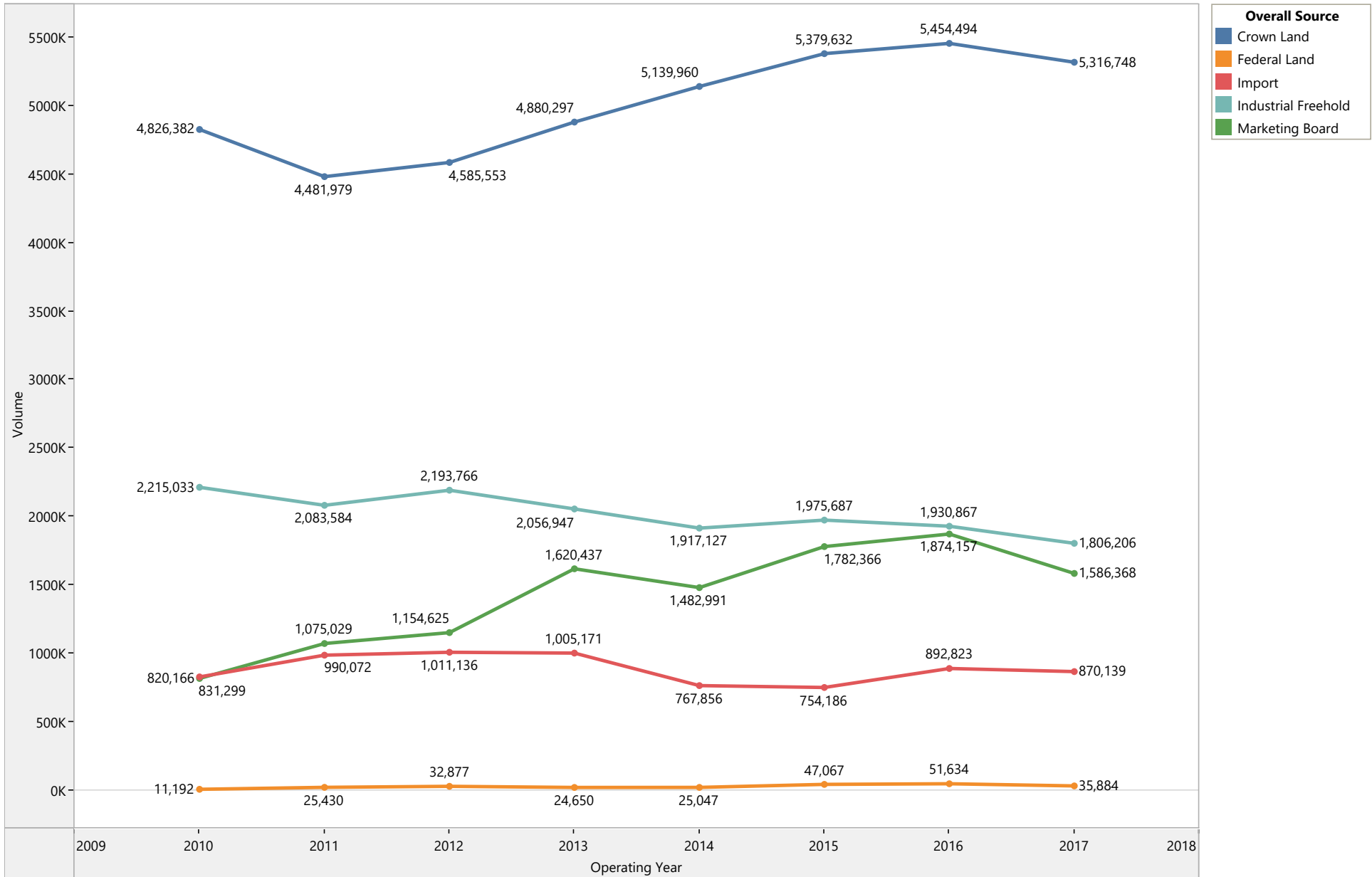


Figure 2. 2017-18 Total Roundwood Harvest in NB

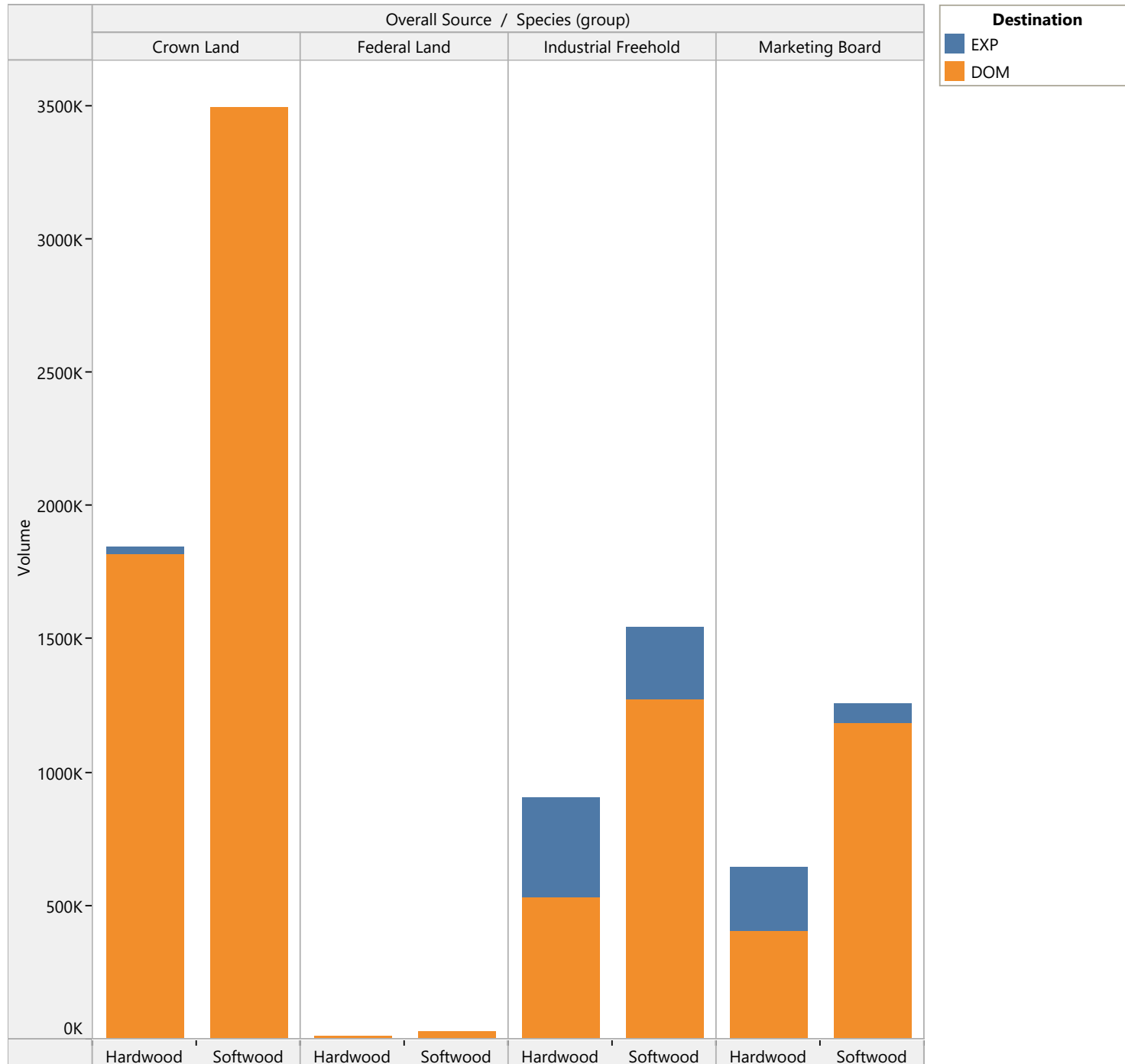


Table 1. 2017-18 Total Roundwood Harvest (m3) in NB

Destination	Overall Source / Species (group)								Grand Total
	Crown Land		Federal Land		Industrial Freehold		Marketing Board		
	Hardwood	Softwood	Hardwood	Softwood	Hardwood	Softwood	Hardwood	Softwood	
EXP	22,989				374,424	270,434	242,821	74,167	984,835
DOM	1,821,667	3,495,081	9,811	26,073	530,803	1,275,403	403,700	1,182,668	8,745,206
Grand Total	1,844,656	3,495,081	9,811	26,073	905,227	1,545,837	646,521	1,256,835	9,730,041

Table 2. Total Roundwood (m3) by Overall Source Domestic & Export

Destination	Overall Source	Species	Product	Operating Year				
				2017	2016	2015	2014	2013
DOM	Crown Land	Ash	Logs		21		115	
			Total		21		115	
		Birch (Yellow and White)	Pulpwood	27,194	27,158	16,394	19,393	6,818
			Total	27,194	27,158	16,394	19,393	6,818
		Cedar	Lathwood				1,458	
			Logs	4,231	2,341	9,157	3,969	7,896
			Shinglewood	39,294	41,005	23,608	12,715	13,577
			Studwood	42,578	46,399	30,609	18,031	12,658
			Tree Length	4,424	8,737	4,705	12,463	3,577
			Total	90,527	98,482	68,079	48,636	37,708
		Hardwood and Poplar (mixed)	Pulpwood			357		
			Total			357		
		Hemlock	Logs	2,983	3,026	4,907	1,049	2,395
			Pulpwood			6,117		
			Total	2,983	3,026	11,024	1,049	2,395
		Mixed Hardwood	Fuelwood	1,260	3,000			
			Full Tree Chips	332,115	382,451	395,904	434,525	493,096
			Logs	129,636	135,584	124,934	110,002	91,846
			Pulpwood	858,873	858,279	909,235	747,312	727,785
			Veneer			650	306	
			Total	1,321,884	1,379,314	1,430,723	1,292,145	1,312,727
		Mixed Softwood	Full Tree Chips		113,059		225,391	
			Pulpwood	100,736	119,428		148,076	124,266
			Roundwood Biomass		1,418			
			Total	100,736	233,905		373,467	124,266
		Mixed Species	Roundwood Biomass		890			
			Total		890			
		Other Softwood	Roundwood Biomass	1,870	427			
			Total	1,870	427			
		Poplar	Full Tree Chips				40,410	16,131
Lathwood				2,656		2,981		

Table 2. Total Roundwood (m3) by Overall Source Domestic & Export

Destination	Overall Source	Species	Product	Operating Year					
				2017	2016	2015	2014	2013	
DOM	Crown Land	Poplar	Logs	44,901	47,335	61,665	27,111	29,828	
			Pulpwood	427,688	357,753	432,668	332,086	352,839	
			Total	472,589	405,088	496,989	399,607	401,779	
		Red Pine	Logs	7,568	9,488	10,650	10,913	14,965	
			Poles	528	654	292	657	3,552	
			Pulpwood	3,218	1,258	2,520	1,606	672	
			Tree Length	195	527		444	1,941	
			Total	11,509	11,927	13,462	13,620	21,130	
		Spruce, Fir, Jack Pine	Full Tree Chips	74,652		96,348		191,998	
			Logs	1,014,091	977,691	848,977	758,766	789,147	
			Pulpwood	150,186	173,961	327,116	252,256	303,410	
			Roundwood Biomass			42,003			
			Studwood	1,837,594	1,958,348	1,820,072	1,751,426	1,484,444	
			Tree Length	95,750	82,590	71,799	126,488	105,312	
			Total	3,172,273	3,192,590	3,206,315	2,888,936	2,874,311	
		Tamarack (larch)	Pulpwood			2,863		296	
			Total			2,863		296	
		White Pine	Logs	115,183	101,666	121,538	102,992	98,219	
			Pulpwood			11,888		648	
	Total		115,183	101,666	133,426	102,992	98,867		
	Total				5,316,748	5,454,494	5,379,632	5,139,960	4,880,297
	Federal Land	Birch (Yellow and White)	Pulpwood	810	3,652	7,435			
			Total	810	3,652	7,435			
		Cedar	Shinglewood	121					
			Total	121					
		Hemlock	Logs	109					
			Pulpwood				1,433		
Total		109			1,433				
Mixed Hardwood		Full Tree Chips	513						
		Logs	70						
		Pulpwood	5,182	9,291	10,183	6,585	3,654		

Table 2. Total Roundwood (m3) by Overall Source Domestic & Export

Destination	Overall Source	Species	Product	Operating Year				
				2017	2016	2015	2014	2013
DOM	Federal Land	Mixed Hardwood	Total	5,765	9,291	10,183	6,585	3,654
		Mixed Softwood	Pulpwood		357			
			Total		357			
		Poplar	Pulpwood	3,236	4,455	2,263	1,916	3,514
			Total	3,236	4,455	2,263	1,916	3,514
		Red Pine	Logs				881	3,232
			Poles	50			19	725
			Pulpwood	19			230	
			Tree Length					105
			Total	69			1,130	4,062
		Spruce, Fir, Jack Pine	Full Tree Chips			365		
			Logs	5,774	10,625	12,208	4,330	5,301
			Pulpwood	7,203	9,020	6,446	3,185	3,500
			Roundwood Biomass			10		
			Studwood	11,933	11,390	6,938	3,774	3,170
	Total	24,910	31,035	25,967	11,289	11,971		
	White Pine	Logs	864	2,844	1,219	2,694	1,449	
		Total	864	2,844	1,219	2,694	1,449	
	Total		35,884	51,634	47,067	25,047	24,650	
	Industrial Freehold	Ash	Logs				333	
			Total				333	
		Birch (Yellow and White)	Pulpwood	2,028	6,444	8,513		
			Total	2,028	6,444	8,513		
		Cedar	Lathwood				23	
			Logs	6,245	2,704	4,602	3,461	
			Shinglewood	15,684	15,479	5,481	13,641	6,854
			Studwood	22,677	22,292	12,798	21,738	30,939
Tree Length			1,383	874	688	1,968	1,651	
Total		45,989	41,349	23,569	40,831	39,444		
Hardwood and Poplar (mixed)		Pulpwood			32			
		Total			32			

Table 2. Total Roundwood (m3) by Overall Source Domestic & Export

Destination	Overall Source	Species	Product	Operating Year				
				2017	2016	2015	2014	2013
DOM	Industrial Freehold	Hemlock	Logs	814	937	1,594	459	
			Pulpwood			279		
			Tree Length			127		
			Total	814	937	2,000	459	
		Mixed Hardwood	Full Tree Chips	229,197	196,592	275,344	210,020	194,545
			Logs	77,423	96,537	90,203	106,590	66,291
			Pulpwood	144,930	181,878	189,563	189,331	165,311
			Tree Length	5,376				
			Veneer				4,280	
			Total	456,926	475,007	555,110	510,221	426,147
		Mixed Softwood	Full Tree Chips		58,490		86,974	
			Pulpwood	5,678	6,942	1,299	2,695	115
			Total	5,678	65,432	1,299	89,669	115
		Other Softwood	Roundwood Biomass	112	1,331			
			Total	112	1,331			
		Poplar	Full Tree Chips				8,665	3,220
			Logs					43
			Pulpwood	71,849	48,516	59,031	55,749	114,546
			Total	71,849	48,516	59,031	64,414	117,809
		Red Pine	Logs		341		1,843	36
			Poles		69			
			Pulpwood	1,045	2,175	3,533		
			Total	1,045	2,585	3,533	1,843	36
		Spruce, Fir, Jack Pine	Full Tree Chips	42,755		123,571		165,864
			Logs	430,358	374,574	380,426	374,869	446,483
			Pulpwood	68,710	90,643	87,972	142,034	166,430
			Studwood	639,610	725,337	624,723	551,590	472,657
Tree Length	36,316		87,179	96,888	128,013	214,056		
Total	1,217,749		1,277,733	1,313,580	1,196,506	1,465,490		
Tamarack (larch)	Logs			270				
	Pulpwood			135				

Table 2. Total Roundwood (m3) by Overall Source Domestic & Export

Destination	Overall Source	Species	Product	Operating Year				
				2017	2016	2015	2014	2013
DOM	Industrial Freehold	Tamarack (larch)	Total			405		
		White Pine	Logs	4,016	11,533	8,535	12,851	7,906
			Pulpwood			80		
			Total	4,016	11,533	8,615	12,851	7,906
		Total		1,806,206	1,930,867	1,975,687	1,917,127	2,056,947
	Marketing Board	Ash	Logs		658			
			Total		658			
		Birch (Yellow and White)	Logs					23
			Pulpwood	12,960	11,742	11,602	8,454	14,560
			Veneer					1
		Total	12,960	11,742	11,602	8,454	14,584	
		Cedar	Logs	3,786	8,079	11,257	6,537	5,563
			Pulpwood	213	124			
			Shinglewood	4,041	6,622	3,156	1,660	2,953
			Studwood	11,467	13,878	5,552	5,221	6,246
			Tree Length	8,509	3,555	3,472	4,458	2,311
			Total	28,016	32,258	23,437	17,876	17,073
		Hardwood and Poplar (mixed)	Pulpwood			21,749		
			Total			21,749		
		Hemlock	Logs	5,177	6,895	5,872	5,014	3,855
			Pulpwood	67	392	1,219	7,943	
			Studwood	382				
			Total	5,626	7,287	7,091	12,957	3,855
		Mixed Hardwood	Fuelwood	424	7,857	6,029		147
			Full Tree Chips	45,967	105,886	72,978	83,671	136,333
	Logs		13,453	17,340	21,327	14,581	36,626	
	Pulpwood		112,964	134,207	100,897	74,327	89,961	
Tree Length	507		7,191	14,037	7,804	40		
Veneer			680	272	14	42		
Total	173,315	273,161	215,540	180,397	263,149			
Mixed Softwood	Full Tree Chips		35,366		88,310			

Table 2. Total Roundwood (m3) by Overall Source Domestic & Export

Destination	Overall Source	Species	Product	Operating Year				
				2017	2016	2015	2014	2013
DOM	Marketing Board	Mixed Softwood	Logs					44
			Pulpwood	78,483	81,764		89,753	77,594
			Total	78,483	117,130		178,063	77,638
		Mixed Species	Fuelwood	1,659				
			Pulpwood					278
			Roundwood Biomass	11,519	11,156	5,967		
			Total	13,178	11,156	5,967		278
		Other Softwood	Pulpwood	423				
			Total	423				
		Poplar	Full Tree Chips				10,526	1,102
			Lathwood					255
			Logs	8,835	8,722	6,656	8,196	2,846
			Pulpwood	208,064	221,370	216,472	193,449	188,353
			Tree Length	526				
			Total	217,425	230,092	223,128	212,171	192,556
		Red Pine	Logs	6,950	3,587	3,561	910	178
			Poles	840	545	835	1,551	141
			Pulpwood	1,945	559	3,552	2,066	605
			Studwood	563				
			Tree Length	32	109		477	73
			Total	10,330	4,800	7,948	5,004	997
		Spruce	Logs					87
			Total					87
		Spruce, Fir, Jack Pine	Full Tree Chips	29,251		85,073		150,328
			Logs	278,303	295,536	314,849	248,829	250,747
			Pulpwood	151,648	188,840	261,431	168,530	184,401
			Roundwood Biomass			24,000		
Studwood	548,645		638,586	515,151	418,599	427,829		
Tree Length	18,467		35,226	35,208	15,950	17,878		
Total	1,026,314		1,158,188	1,235,712	851,908	1,031,183		
Tamarack (larch)	Fuelwood	885	324					

Table 2. Total Roundwood (m3) by Overall Source Domestic & Export

Destination	Overall Source	Species	Product	Operating Year					
				2017	2016	2015	2014	2013	
DOM	Marketing Board	Tamarack (larch)	Logs	232	57	130	39	326	
			Pulpwood		1,807	4,667			
			Studwood		395				
			Tree Length	916	347				
			Total	2,033	2,930	4,797	39	326	
		White Birch	Pulpwood		33				
			Total		33				
		White Pine	Logs	18,265	24,722	17,595	16,122	18,711	
			Pulpwood			7,800			
			Total	18,265	24,722	25,395	16,122	18,711	
		Total			1,586,368	1,874,157	1,782,366	1,482,991	1,620,437
		Total			8,745,206	9,311,152	9,184,752	8,565,125	8,582,331
EXP	Crown Land	Birch (Yellow and White)	Full Tree Chips			9,248			
			Pulpwood	21,127		175			
			Total	21,127		9,423			
		Cedar	Shinglewood			13,684			
			Total			13,684			
		Mixed Hardwood	Full Tree Chips		1,847		18,941		
			Pulpwood	1,862	6,327		279		
			Total	1,862	8,174		19,220		
		Poplar	Pulpwood		1,214				
			Total		1,214				
		Spruce, Fir, Jack Pine	Pulpwood				9,696		
			Total				9,696		
		Total			22,989	9,388	23,107	28,916	
		Industrial Freehold	Birch (Yellow and White)	Pulpwood	4,855			1,212	
				Total	4,855			1,212	
Cedar	Fuelwood				524	524	410		
	Logs		415	268	308	308	918		
	Shinglewood		10,424	12,239	15,874	23,051	21,086		
	Studwood		1,739	3,432	795	1,788	7,277		

Table 2. Total Roundwood (m3) by Overall Source Domestic & Export

Destination	Overall Source	Species	Product	Operating Year				
				2017	2016	2015	2014	2013
EXP	Industrial Freehold	Cedar	Tree Length		919	64	985	3,023
			Total	12,578	16,858	17,565	26,656	32,714
		Hardwood and Poplar (mixed)	Pulpwood		39,151	43,812		
			Total		39,151	43,812		
		Hemlock	Pulpwood			1,180	967	13
			Total			1,180	967	13
		Mixed Hardwood	Forest Biomass	37,658	139,552	129,383		
			Full Tree Chips	1,475	17,594	38,832	17,908	14,539
			Logs	25,043	29,879	19,611	18,544	22,763
			Pulpwood	239,043	198,089	229,919	191,686	279,576
			Tree Length		685	1,386		
			Veneer	6,308	7,049	9,368	2,879	7,608
			Total	309,527	392,848	428,499	231,017	324,486
		Mixed Softwood	Forest Biomass			1,526		
			Logs		37,572	14,378		
			Studwood		26,422			
			Total		63,994	15,904		
		Mixed Species	Forest Biomass				54,307	158,524
			Total				54,307	158,524
		Poplar	Logs	986	1,773	2,384		5,865
			Pulpwood	96,714	84,202	89,362	84,564	140,373
			Tree Length		160			
			Veneer					96
			Total	97,700	86,135	91,746	84,564	146,334
		Red Pine	Logs	1,977	2,087	3,577	2,020	2,554
			Pulpwood	409		417		
			Studwood	573				
Tree Length					1,268	1,217		
Total	2,959		2,087	3,994	3,288	3,771		
Spruce	Studwood		4,635					
	Total		4,635					

Table 2. Total Roundwood (m3) by Overall Source Domestic & Export

Destination	Overall Source	Species	Product	Operating Year					
				2017	2016	2015	2014	2013	
EXP	Industrial Freehold	Spruce, Fir, Jack Pine	Full Tree Chips		15,557	757			
			Logs	45,706	46,093	8,158	14,745	7,727	
			Pulpwood	61,866	526	72,723	104,710	70,720	
			Studwood	147,248	141,895	102,296	56,714	26,729	
			Tree Length		9,417	4,633	3,626		
			Total	254,820	213,488	188,567	179,795	105,176	
		Tamarack (larch)	Pulpwood					93	
			Tree Length				23		
			Total				23	93	
		White Pine	Logs	77	600	954	1,682	341	
			Pulpwood			391	757	506	
			Studwood					69	
			Total	77	600	1,345	2,439	916	
		Yellow Birch	Veneer				47		
			Total				47		
	Total				682,516	819,796	792,612	584,315	772,027
	Marketing Board	Ash	Logs			26			
			Total			26			
		Birch (Yellow and White)	Logs			2		47	
			Pulpwood		232	1,281	1,511	4,414	
			Total		232	1,283	1,511	4,461	
		Cedar	Logs	3,260	7,058	2,745	2,000	1,082	
			Pulpwood		23				
			Shinglewood	527	535				
			Studwood	4,064	2,255	843		238	
			Tree Length	6,344	7,287	3,985	1,557	1,927	
			Total	14,195	17,158	7,573	3,557	3,247	
Hardwood and Poplar (mixed)		Pulpwood			16,105				
	Total			16,105					
Hemlock	Pulpwood			29	135	736			
	Studwood		34		71	356			

Table 2. Total Roundwood (m3) by Overall Source Domestic & Export

Destination	Overall Source	Species	Product	Operating Year				
				2017	2016	2015	2014	2013
EXP	Marketing Board	Hemlock	Total		34	29	206	1,092
		Mixed Hardwood	Full Tree Chips			93		84
			Logs	3,994	15,106	2,362	6,017	6,408
			Pulpwood	145,822	144,977	103,698	54,534	52,034
			Studwood		8,235	1,807		
			Tree Length				28	
			Veneer	144	135	212	96	383
			Total	149,960	168,453	108,172	60,675	58,909
		Mixed Softwood	Logs		3,793			
			Poles			149		
			Pulpwood			284		
			Total		3,793	433		
		Mixed Species	Forest Biomass	51,556	46,901	80,902	32,735	132,575
			Pulpwood			1,340		
			Total	51,556	46,901	82,242	32,735	132,575
		Other Hardwood	Logs		1,058			
			Pulpwood		691			
			Total		1,749			
		Poplar	Logs	10,661	3,380	13,984	8,457	9,419
			Pulpwood	81,476	83,727	113,749	46,316	51,793
			Studwood		2,378			605
			Total	92,137	89,485	127,733	54,773	61,817
		Red Maple	Logs	724				
			Pulpwood			355		
			Total	724		355		
		Red Pine	Logs	783		3,425		
			Poles		33			
Studwood	542							
Total	1,325		33	3,425				
Spruce	Logs		81	922				
	Pulpwood					445		

Table 2. Total Roundwood (m3) by Overall Source Domestic & Export

Destination	Overall Source	Species	Product	Operating Year					
				2017	2016	2015	2014	2013	
EXP	Marketing Board	Spruce	Studwood		155	998			
			Total		236	1,920		445	
		Spruce, Fir, Jack Pine	Logs	11,615	11,757	7,673	10,738	414	
			Poles			6,340			
			Pulpwood	3,155	3,263	17,399	53,930	30,486	
			Studwood	24,758	42,394	49,645	34,142	26,072	
			Tree Length	19,071	8,214	444	6,269	2,930	
			Total	58,599	65,628	81,501	105,079	59,902	
		Tamarack (larch)	Logs	48	572				
			Total	48	572				
		White Birch	Logs			5		9	
			Pulpwood					113	
			Total			5		122	
		White Pine	Logs		126				
			Total		126				
		Yellow Birch	Logs			17			
			Total			17			
		Total			368,544	394,400	430,819	258,536	322,570
		Total			1,074,049	1,223,584	1,246,538	871,767	1,094,597

Figure 3. Total Roundwood to New Brunswick Mills 2017-18

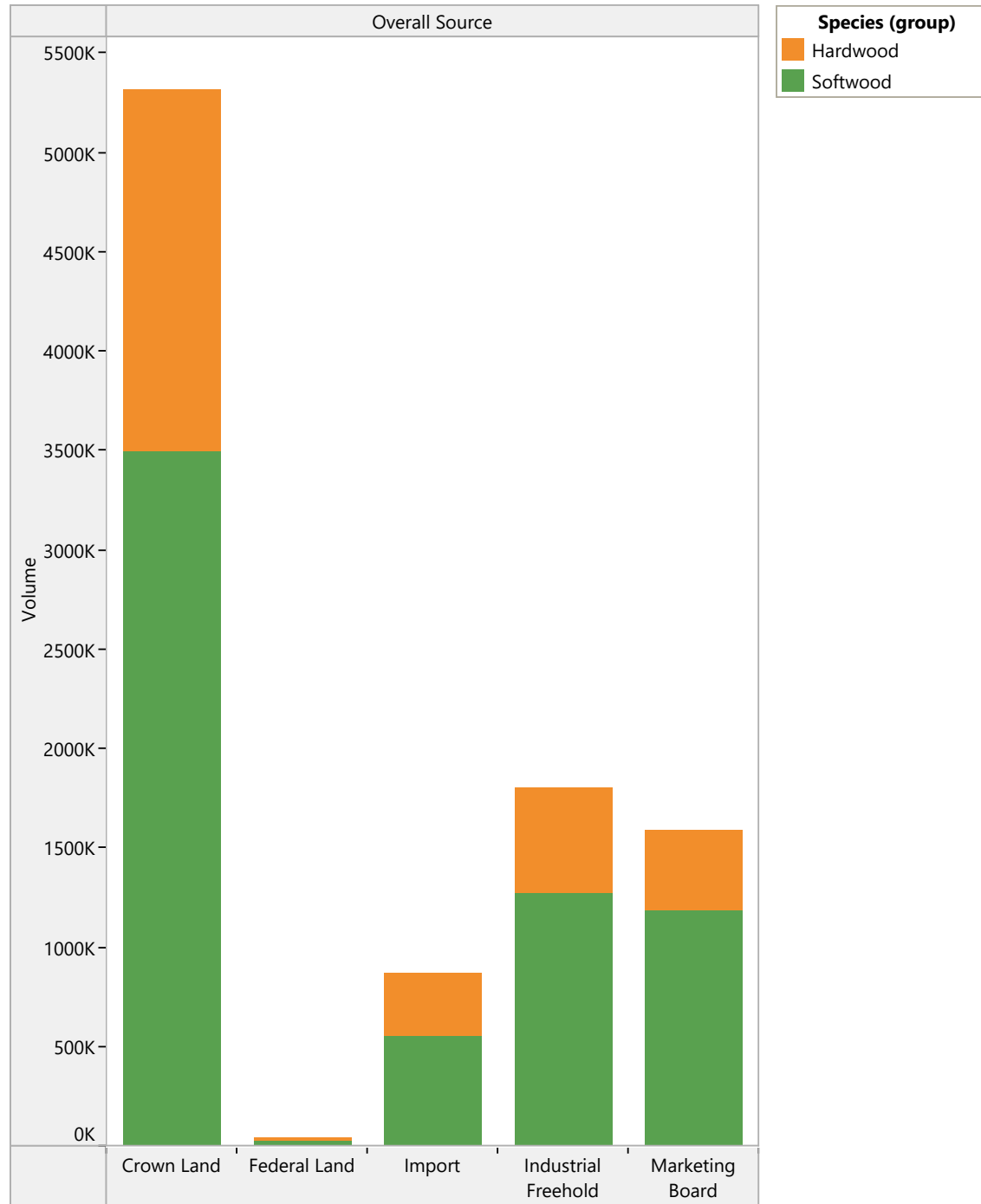


Figure 4. Total Crown Roundwood to New Brunswick Mills 2017-18

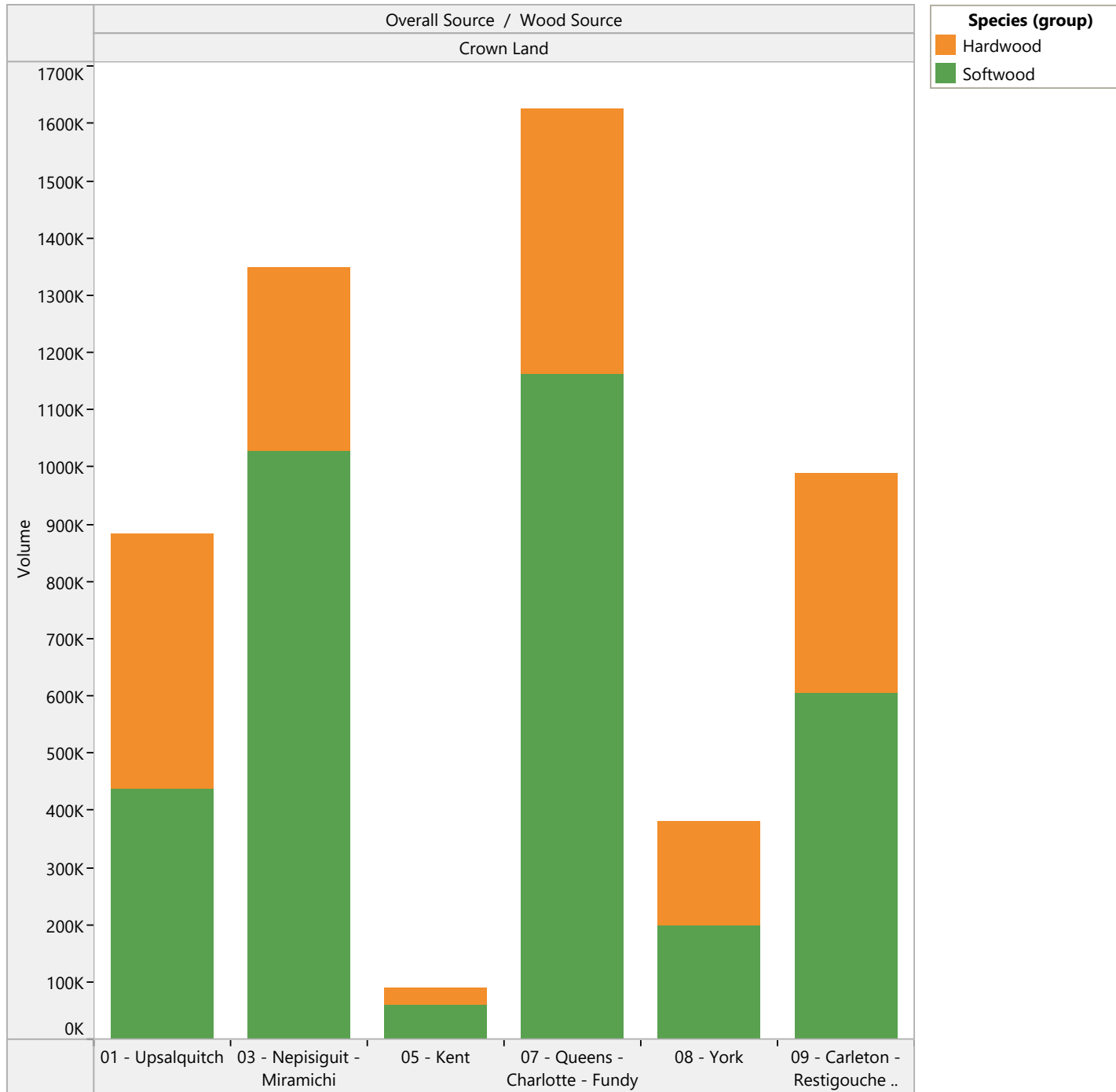


Table 3. Total Crown Roundwood to New Brunswick Mills 2017-18

Species	Product	Overall Source / Wood Source							Grand Total
		Crown Land						Total	
		01 - Upsalquitch	03 - Nepisiguit - Miramichi	05 - Kent	07 - Queens - Charlotte - Fundy	08 - York	09 - Carleton - Restigouche - Tobique		
Birch (Yellow and White)	Pulpwood				484	26,064	646	27,194	27,194
	Total				484	26,064	646	27,194	27,194
Cedar	Logs	1,784			2,447			4,231	4,231
	Shinglewood	13,794	12,538	92	496	3,543	8,831	39,294	39,294
	Studwood	11,055	10,204	175	7,763	6,557	6,824	42,578	42,578
	Tree Length		3,796		253	375		4,424	4,424
	Total	26,633	26,538	267	10,959	10,475	15,655	90,527	90,527
Hemlock	Logs				572	2,411		2,983	2,983
	Total				572	2,411		2,983	2,983
Mixed Hardwood	Fuelwood		1,260					1,260	1,260
	Full Tree Chips		45		312,368	8,070	11,632	332,115	332,115
	Logs	21,224	20,928		24,908	7,568	55,008	129,636	129,636
	Pulpwood	197,312	196,599	15,118	85,927	95,618	268,299	858,873	858,873
	Total	218,536	218,832	15,118	423,203	111,256	334,939	1,321,884	1,321,884
Mixed Softwood	Pulpwood		94,063	2,273	4,400			100,736	100,736
	Total		94,063	2,273	4,400			100,736	100,736
Other Softwood	Roundwood Biomass					1,870		1,870	1,870
	Total					1,870		1,870	1,870
Poplar	Logs	39,837	2,677				2,387	44,901	44,901
	Pulpwood	186,347	97,336	14,392	40,328	43,563	45,722	427,688	427,688
	Total	226,184	100,013	14,392	40,328	43,563	48,109	472,589	472,589
Red Pine	Logs				3,073	4,495		7,568	7,568
	Poles				528			528	528
	Pulpwood				1,095	2,123		3,218	3,218
	Tree Length				195			195	195
	Total				4,891	6,618		11,509	11,509
Spruce, Fir, Jack Pine	Full Tree Chips				74,652			74,652	74,652
	Logs	87,935	134,403	2,092	346,117	147,227	296,317	1,014,091	1,014,091
	Pulpwood		147		149,957	82		150,186	150,186
	Studwood	324,061	735,867	52,663	504,398	22,496	198,109	1,837,594	1,837,594
	Tree Length						95,750	95,750	95,750
Total	411,996	870,417	54,755	1,075,124	169,805	590,176	3,172,273	3,172,273	
White Pine	Logs	175	38,517	1,644	66,728	8,119		115,183	115,183
	Total	175	38,517	1,644	66,728	8,119		115,183	115,183
Grand Total		883,524	1,348,380	88,449	1,626,689	380,181	989,525	5,316,748	5,316,748

Figure 5. Total Marketing Board Roundwood to New Brunswick Mills 2017-18

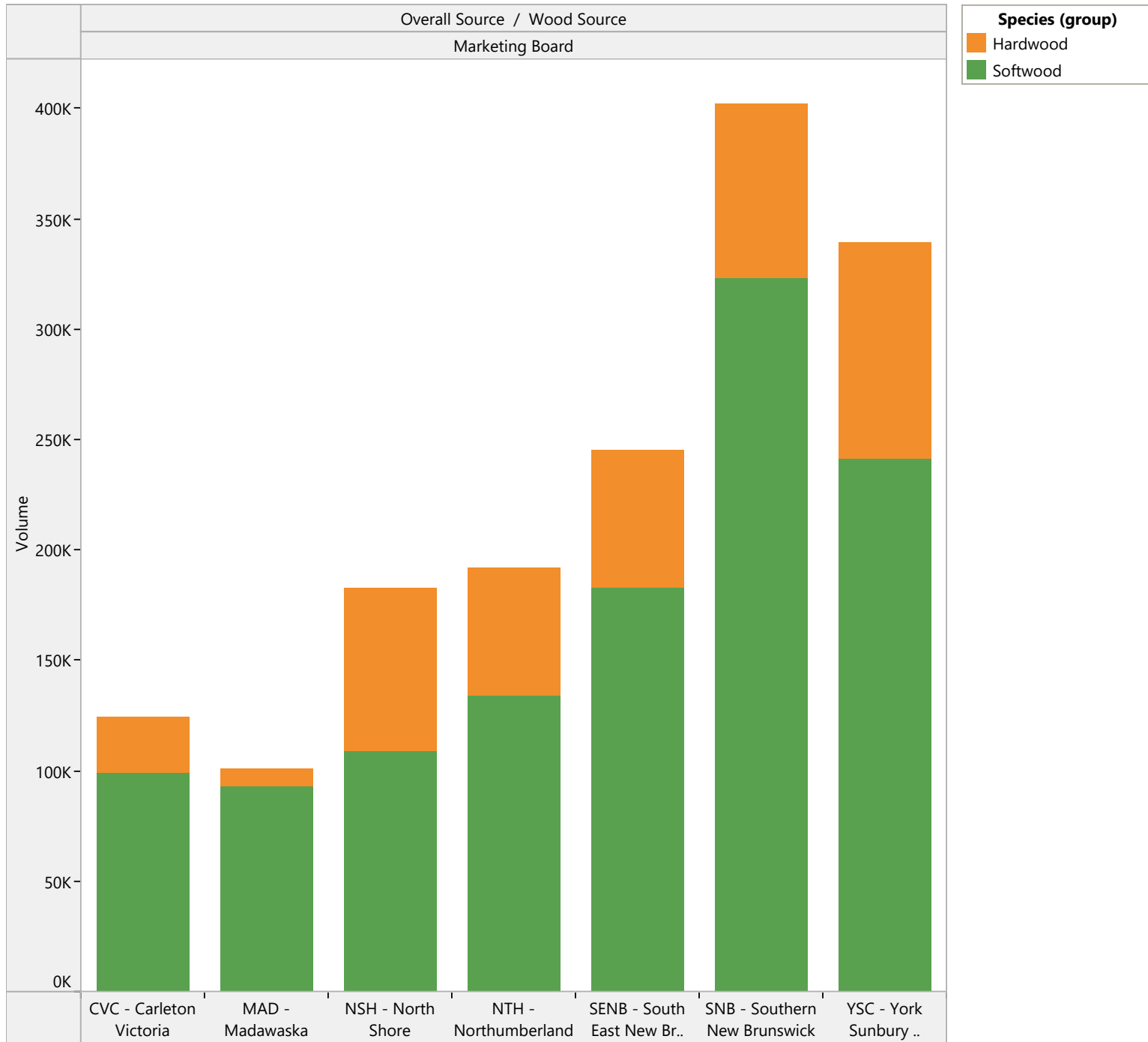


Table 4. Total Marketing Board Roundwood to New Brunswick Mills 2017-18

		Overall Source / Wood Source							
		Marketing Board							
Species	Product	CVC - Carleton Victoria	MAD - Madawaska	NSH - North Shore	NTH - Northumberland	SENB - South East New Brunswick	SNB - Southern New Brunswick	YSC - York Sunbury Charlotte	Total
Birch (Yellow and White)	Pulpwood	40		4,907	346		681	6,986	12,960
	Total	40		4,907	346		681	6,986	12,960
Cedar	Logs	678	21		121	31	618	2,317	3,786
	Pulpwood					213			213
	Shinglewood	414	1,118	2,474	35				4,041
	Studwood	305	3,511	5,150	883	449	199	970	11,467
	Tree Length				54			8,455	8,509
	Total	1,397	4,650	7,624	1,093	693	817	11,742	28,016
Hemlock	Logs	156			31	1,060	266	3,664	5,177
	Pulpwood							67	67
	Studwood	25					45	312	382
	Total	181			31	1,060	311	4,043	5,626
Mixed Hardwood	Fuelwood							424	424
	Full Tree Chips				142		35,332	10,493	45,967
	Logs	1,481	2,507	6,118	574	62	1,053	1,658	13,453
	Pulpwood	6,391	4,220	19,368	18,226	14,831	14,165	35,763	112,964
	Tree Length	404						103	507
	Total	8,276	6,727	25,486	18,942	14,893	50,550	48,441	173,315
Mixed Softwood	Pulpwood			19,275	25,640	27,707	5,144	717	78,483
	Total			19,275	25,640	27,707	5,144	717	78,483
Mixed Species	Fuelwood							1,659	1,659
	Roundwood Biomass		11,519						11,519
	Total		11,519					1,659	13,178
Other Softwood	Pulpwood	423							423
	Total	423							423
Poplar	Logs	21	412	7,731				671	8,835
	Pulpwood	16,269	1,047	35,725	38,799	47,049	28,042	41,133	208,064
	Tree Length	194						332	526

Table 4. Total Marketing Board Roundwood to New Brunswick Mills 2017-18

		Overall Source / Wood Source							
		Marketing Board							
Species	Product	CVC - Carleton Victoria	MAD - Madawaska	NSH - North Shore	NTH - Northumberland	SENB - South East New Brunswick	SNB - Southern New Brunswick	YSC - York Sunbury Charlotte	Total
Poplar	Total	16,484	1,459	43,456	38,799	47,049	28,042	42,136	217,425
Red Pine	Logs						1,061	5,889	6,950
	Poles						474	366	840
	Pulpwood	88					837	1,020	1,945
	Studwood						92	471	563
	Tree Length							32	32
	Total	88						2,464	7,778
Spruce, Fir, Jack Pine	Full Tree Chips						19,577	9,674	29,251
	Logs	46,427	23,516	4,373	22,116	25,389	68,065	88,417	278,303
	Pulpwood	3,295	16,606	189	5,317	20,626	71,972	33,643	151,648
	Studwood	28,402	35,799	76,304	74,395	105,817	150,153	77,775	548,645
	Tree Length	18,206		43	218				18,467
	Total	96,330	75,921	80,909	102,046	151,832	309,767	209,509	1,026,314
Tamarack (larch)	Fuelwood		885						885
	Logs						232		232
	Tree Length	916							916
	Total	916	885				232		2,033
White Pine	Logs			918	5,252	1,662	4,264	6,169	18,265
	Total			918	5,252	1,662	4,264	6,169	18,265
Grand Total		124,135	101,161	182,575	192,149	244,896	402,272	339,180	1,586,368

Table 5. Total Roundwood Deliveries to Licensee/Sub-Licensee Mills by Source

Mill	Overall Source	Wood_Source	Species	Product	Operating Year						
					2017	2016	2015	2014	2013		
Arbec Forest Products	Crown Land	03 - Nepisiguit - Miramichi	Hemlock	Pulpwood			5,480				
			Mixed Hardwood	Pulpwood	108,765	125,717	102,646	98,199	90,448		
			Mixed Softwood	Pulpwood	92,915	103,839		133,067	118,102		
			Poplar	Pulpwood	68,918	58,502	77,498	91,366	97,510		
			Red Pine	Pulpwood			459				
			Spruce, Fir, Jack Pine	Pulpwood			91,761				
			Tamarack (larch)	Pulpwood			1,688				
			White Pine	Pulpwood			11,285				
		05 - Kent	Mixed Hardwood	Pulpwood	15,118	15,434	13,691	10,406	10,240		
			Mixed Softwood	Pulpwood	2,273	10,706		12,029	5,153		
			Poplar	Pulpwood	14,392	12,388	18,650	11,508	13,928		
			Spruce, Fir, Jack Pine	Pulpwood			2,742				
			Tamarack (larch)	Pulpwood			1,090				
			White Pine	Pulpwood			603				
		07 - Queens - Charlotte - Fundy	Mixed Hardwood	Pulpwood	19,975	23,861	29,527	22,250	9,719		
			Mixed Softwood	Pulpwood	4,400	4,883		2,686	1,011		
			Poplar	Pulpwood	23,619	19,807	22,785	9,351	10,450		
			Spruce, Fir, Jack Pine	Pulpwood			2,933				
			Tamarack (larch)	Pulpwood			85				
		09 - Carleton - Restigouche ..	Mixed Hardwood	Pulpwood				73			
		Total					350,375	375,137	382,923	390,935	356,561
		Federal Land	CFB Gagetown	Poplar	Pulpwood				95		
			First Nation Reserves	Mixed Softwood	Pulpwood		357				
				Poplar	Pulpwood	349	165	270			
			Total					349	522	270	95
		Import	Nova Scotia	Mixed Hardwood	Pulpwood	806	304			2,163	
				Poplar	Pulpwood	877	1,446	718		8,645	
	Prince Edward Island		Mixed Hardwood	Pulpwood					4		
			Poplar	Pulpwood	12,899	13,195	8,184	6,117	11,045		
	Québec		Poplar	Pulpwood	2,427	6,980			695		
	Total					17,009	21,925	8,902	6,117	22,552	
Industrial	Acadian Timber	Mixed Softwood	Pulpwood				683	81			

Table 5. Total Roundwood Deliveries to Licensee/Sub-Licensee Mills by Source

Mill	Overall Source	Wood_Source	Species	Product	Operating Year						
					2017	2016	2015	2014	2013		
Arbec Forest Products	Industrial Freehold	Acadian Timber	Red Pine	Pulpwood			392				
			Spruce, Fir, Jack Pine	Pulpwood			38				
			Tamarack (larch)	Pulpwood			45				
			White Pine	Pulpwood			30				
		Fornebu Lumber	Hemlock	Pulpwood			246				
			Mixed Hardwood	Pulpwood	1,615	86	638	180	502		
			Mixed Softwood	Pulpwood	2,018	2,352		2,012	27		
			Poplar	Pulpwood	1,797	1,756	6,346	3,526	3,889		
			Spruce, Fir, Jack Pine	Pulpwood			803				
			Tamarack (larch)	Pulpwood			90				
			White Pine	Pulpwood			50				
		J.D. Irving	Mixed Hardwood	Pulpwood	41	107	16	893	870		
			Mixed Softwood	Pulpwood	3,660	4,590			7		
			Poplar	Pulpwood	1,082	3,527	821	273	1,827		
			Red Pine	Pulpwood			3,033				
			Spruce, Fir, Jack Pine	Pulpwood			87				
		Total					10,213	12,418	12,635	7,567	7,203
		Marketing Board	NSH - North Shore	Mixed Hardwood	Pulpwood	5,630	3,718	786	6,282	7,303	
				Mixed Softwood	Pulpwood	11,113	11,601		18,406	23,155	
	Poplar			Pulpwood	21,895	21,456	21,529	30,366	26,139		
	Spruce, Fir, Jack Pine			Pulpwood			7,723				
	Tamarack (larch)			Pulpwood			90				
	White Pine			Pulpwood			1,857				
	NTH - Northumberland		Hemlock	Pulpwood			640				
			Mixed Hardwood	Pulpwood	12,497	16,735	16,980	10,035	13,786		
			Mixed Softwood	Pulpwood	25,640	31,351		28,351	26,986		
			Poplar	Pulpwood	35,238	40,885	39,060	28,537	33,952		
Red Pine			Pulpwood			50					
Spruce, Fir, Jack Pine			Pulpwood			43,802					
Tamarack (larch)			Pulpwood			1,040					
White Pine	Pulpwood				850						
SENB - South East New	Hemlock		Pulpwood			285					

Table 5. Total Roundwood Deliveries to Licensee/Sub-Licensee Mills by Source

Mill	Overall Source	Wood_Source	Species	Product	Operating Year						
					2017	2016	2015	2014	2013		
Arbec Forest Products	Marketing Board	SENB - South East New Brunswick	Mixed Hardwood	Pulpwood	11,026	9,937	3,472	3,526	10,452		
			Mixed Softwood	Pulpwood	27,707	26,160		19,446	22,933		
			Poplar	Pulpwood	46,187	47,050	42,905	41,359	45,862		
			Red Pine	Pulpwood			51				
			Spruce, Fir, Jack Pine	Pulpwood			18,910				
			Tamarack (larch)	Pulpwood			3,045				
			White Pine	Pulpwood			2,834				
		SNB - Southern New Brunswick	Hemlock	Pulpwood			235				
			Mixed Hardwood	Pulpwood	2,810	2,656	606	788	1,635		
			Mixed Softwood	Pulpwood	5,144	4,037		8,134	3,312		
			Poplar	Pulpwood	8,611	7,982	8,855	5,058	6,295		
			Red Pine	Pulpwood			926				
			Spruce, Fir, Jack Pine	Pulpwood			1,789				
			Tamarack (larch)	Pulpwood			430				
		YSC - York Sunbury Charlotte	White Pine	Pulpwood			2,259				
			Mixed Hardwood	Pulpwood	830	516	509	923	153		
			Mixed Softwood	Pulpwood	717	709		1,545	1,208		
			Poplar	Pulpwood	594	481	235	486	566		
			Spruce, Fir, Jack Pine	Pulpwood			1,255				
				Tamarack (larch)	Pulpwood			62			
				Total			215,639	225,274	223,070	203,242	223,737
				Total			593,585	635,276	627,800	607,956	610,053
		AV Cell Inc.	Crown Land	01 - Upsalquitch	Mixed Hardwood	Full Tree Chips					421
Pulpwood					100,688	102,130	131,645	95,059	79,122		
03 - Nepisiguit - Miramichi	Mixed Hardwood			Pulpwood	37,793	33,090	56,150	38,545	46,602		
07 - Queens - Charlotte - Fu..	Mixed Hardwood			Pulpwood		30,170					
09 - Carleton - Restigouche ..	Mixed Hardwood			Pulpwood	48,384		48,898	42,193	67,441		
	Total				186,865	165,390	236,693	175,797	193,586		
Industrial Freehold	Acadian Timber		Mixed Hardwood	Pulpwood	18,177	11,243	8,736	8,291	11,522		
	J.D. Irving		Mixed Hardwood	Pulpwood	2,097	10,067	2,298	3,047	2,173		
	Total			20,274	21,310	11,034	11,338	13,695			
Marketing	NSH - North Shore	Mixed Hardwood	Pulpwood	6,843	8,561	9,356	2,736	8,836			

Table 5. Total Roundwood Deliveries to Licensee/Sub-Licensee Mills by Source

Mill	Overall Source	Wood_Source	Species	Product	Operating Year					
					2017	2016	2015	2014	2013	
AV Nackawic Inc.	Import	Maine	Mixed Hardwood	Pulpwood		12,002	3,499	836	6,426	
			Poplar	Pulpwood					812	
		Nova Scotia	Mixed Hardwood	Pulpwood		6,418	773			
			Poplar	Pulpwood		6,483	2,398			
		Québec	Mixed Hardwood	Pulpwood		19,999	7,256	2,029		
		Total				44,902	13,926	2,865	7,238	
	Industrial Freehold	Acadian Timber	Mixed Hardwood	Pulpwood	16,407	48,452	73,258	60,723	51,408	
				Tree Length	5,376					
			Poplar	Pulpwood				2,837	3,218	
		AV Cell	Poplar	Pulpwood					43,919	
		AV Nackawic	Birch (Yellow and White)	Pulpwood	1,882	2,560	1,267			
			Mixed Hardwood	Pulpwood	9,730	10,366	24,952	23,623	14,622	
			Other Softwood	Roundwood Biomass	112	1,331				
			Poplar	Full Tree Chips					1,008	
				Pulpwood	10,897	2,098	10,495	9,546	10,142	
		Groupe Savoie	Poplar	Pulpwood			6,708			
		H.J. Crabbe & Sons	Mixed Hardwood	Pulpwood	13,781	24,648	4,649	17,993	20,007	
			Poplar	Pulpwood	8,943	5,217	5,443	11,156	6,920	
		J.D. Irving	Birch (Yellow and White)	Pulpwood	146	3,884	7,246			
			Mixed Hardwood	Pulpwood	51,853	55,795	53,226	50,693	42,812	
			Poplar	Full Tree Chips				8,665	2,212	
				Pulpwood	49,130	35,918	29,218	28,411	44,631	
		Total				168,257	190,269	216,462	213,647	240,899
		Marketing Board	CVC - Carleton Victoria	Birch (Yellow and White)	Pulpwood	40	32	476		
	Hemlock				Pulpwood				62	
	Mixed Hardwood			Pulpwood	2,143	12,691	18,405	8,330	10,181	
				Tree Length	404					
	Poplar			Pulpwood	3,393	10,168	8,151	2,450	5,107	
				Tree Length	194					
	MAD - Madawaska		Birch (Yellow and White)	Pulpwood		140				
Mixed Hardwood			Pulpwood		305		59	366		
Poplar			Pulpwood		2,274	1,037	222	2,087		

Table 5. Total Roundwood Deliveries to Licensee/Sub-Licensee Mills by Source

Mill	Overall Source	Wood_Source	Species	Product	Operating Year					
					2017	2016	2015	2014	2013	
AV Nackawic Inc.	Marketing Board	NSH - North Shore	Birch (Yellow and White)	Pulpwood			51			
			Mixed Hardwood	Pulpwood		735	29			
			Poplar	Pulpwood			36		36	
		NTH - Northumberland	Birch (Yellow and White)	Pulpwood	346		118			
			Mixed Hardwood	Pulpwood	5,277	3,076	1,489	1,190	309	
			Poplar	Pulpwood	3,474	6,085	6,026	4,793	405	
		SENB - South East New Brunswick	Mixed Hardwood	Pulpwood		309		31	31	
			Poplar	Pulpwood	862	2,182	1,386	4,185	907	
		SNB - Southern New Brunswick	Birch (Yellow and White)	Pulpwood	681	363	719			
			Mixed Hardwood	Full Tree Chips				250		
				Pulpwood	3,974	7,273	766	1,160	1,871	
		YSC - York Sunbury Charlotte	Poplar	Pulpwood	14,289	17,630	22,350	14,947	14,550	
				Tree Length						
		YSC - York Sunbury Charlotte	Poplar	Birch (Yellow and White)	Pulpwood	6,986	8,016	10,124		
				Hemlock	Pulpwood				7,881	
				Mixed Hardwood	Pulpwood	31,734	26,376	21,006	9,593	9,240
					Tree Length	103				
				Full Tree Chips					10,526	1,102
					Pulpwood	36,439	41,598	56,771	35,428	21,026
			Tree Length	332						
Total					110,671	139,253	148,940	101,107	67,218	
Total					818,074	852,292	884,298	744,676	682,088	
Canusa Cedar Inc.	Crown Land	01 - Upsalquitch	Cedar	Shinglewood	1,722	700				
		03 - Nepisiguit - Miramichi	Cedar	Shinglewood	1,834	2,669				
		07 - Queens - Charlotte - Fu..	Cedar	Shinglewood		746	466	576	442	
		08 - York	Cedar	Shinglewood	1,132	1,148	2,079	4,135	505	
		09 - Carleton - Restigouche ..	Cedar	Shinglewood	2,736	3,011	2,288			
		Total			7,424	8,274	4,833	4,711	947	
	Federal Land	First Nation Reserves	Cedar	Shinglewood	121					
		Total			121					
	Import	Maine	Cedar	Shinglewood	137		652		704	
		Total			137		652		704	
Industrial	Acadian Timber	Cedar	Shinglewood	4,156	3,503	2,953	9,568	2,522		

Table 5. Total Roundwood Deliveries to Licensee/Sub-Licensee Mills by Source

Mill	Overall Source	Wood_Source	Species	Product	Operating Year					
					2017	2016	2015	2014	2013	
Canusa Cedar Inc.	Industrial Freehold	AV Cell	Cedar	Shinglewood	140					
		AV Nackawic	Cedar	Shinglewood		452				
		Devon Lumber	Cedar	Shinglewood	512	679				
		Fornebu Lumber	Cedar	Shinglewood	95					
		J.D. Irving	Cedar	Shinglewood	932	55	680	2,279	689	
		Total			5,835	4,689	3,633	11,847	3,211	
	Marketing Board	CVC - Carleton Victoria	Cedar	Shinglewood	414	489				
		MAD - Madawaska	Cedar	Shinglewood	546	992	2,615	1,061	1,458	
		Total			960	1,481	2,615	1,061	1,458	
	Total			14,477	14,444	11,733	17,619	6,320		
Chaleur Sawmills Associates	Crown Land	01 - Upsalquitch	Spruce, Fir, Jack Pine	Studwood	197,120	182,615	194,283	279,081	165,949	
		03 - Nepisiguit - Miramichi	Spruce, Fir, Jack Pine	Pulpwood					58	
				Studwood	267,997	251,297	219,468	177,455	223,921	
		09 - Carleton - Restigouche ..	Spruce, Fir, Jack Pine	Studwood				4,532	9,355	
	Total			465,117	433,912	413,751	461,068	399,283		
	Import	Québec	Spruce, Fir, Jack Pine	Studwood	32,354	72,714	72,619	55,496	52,464	
		Total			32,354	72,714	72,619	55,496	52,464	
	Industrial Freehold	Acadian Timber	Spruce, Fir, Jack Pine	Studwood					4,080	
		AV Cell	Spruce, Fir, Jack Pine	Studwood			160			
		AV Nackawic	Spruce, Fir, Jack Pine	Studwood					1,989	
		Chaleur Sawmills Associates	Spruce, Fir, Jack Pine	Pulpwood						1,877
				Studwood				1,848	20	
		Fornebu Lumber	Spruce, Fir, Jack Pine	Studwood		3,732	5,195	5,394	4,036	
		J.D. Irving	Spruce, Fir, Jack Pine	Studwood	6	18,790		8,211		
		North American Forest Prod..	Spruce, Fir, Jack Pine	Studwood	50		537	278		
Total			56	22,522	5,892	15,731	12,002			
Marketing Board	NSH - North Shore	Spruce, Fir, Jack Pine	Pulpwood		471					
			Studwood	14,785	37,321	25,489	46,829	74,472		
	NTH - Northumberland	Spruce, Fir, Jack Pine	Studwood	13,708	17,875	11,262	77	511		
	SENB - South East New Bru..	Spruce, Fir, Jack Pine	Studwood	645	1,571					
Total			29,138	57,238	36,751	46,906	74,983			
Total			526,665	586,386	529,013	579,201	538,732			

Table 5. Total Roundwood Deliveries to Licensee/Sub-Licensee Mills by Source

Mill	Overall Source	Wood_Source	Species	Product	Operating Year					
					2017	2016	2015	2014	2013	
Clair Industrial Development Corp. Ltd.	Crown Land	01 - Upsalquitch	Cedar	Shinglewood			704	96	414	
		07 - Queens - Charlotte - Fu..	Cedar	Shinglewood	496	2,716				
		08 - York	Cedar	Logs					350	
				Shinglewood	2,411	2,625	1,111	260		
				Studwood	809	848	1,135			
		09 - Carleton - Restigouche - Tobique	Cedar	Logs					2,165	
				Shinglewood	6,095	3,508	8,725	7,269	5,422	
				Studwood	3,579	2,371	4,139		2,337	
	Total					13,390	12,068	15,814	10,140	8,173
	Import	Maine	Cedar	Logs					3,038	
				Shinglewood	13,716	8,097	35,384	22,630	21,797	
				Studwood	9,149	12,176	4,997		12,242	
		Québec	Cedar	Logs					7	
				Shinglewood				166	59	
	Total					22,865	20,273	40,381	25,841	34,098
	Industrial Freehold	Acadian Timber	Cedar	Logs					3,242	
				Shinglewood		220	747	380	1,009	
				Studwood		568	772		1,296	
		AV Nackawic	Cedar	Shinglewood	79					73
				Logs					219	
				Shinglewood	175		1,101	458	1,419	
		H.J. Crabbe & Sons	Cedar	Studwood	4,253		52			
				Shinglewood	6,963			956	1,080	
	Total					11,470	788	2,672	5,255	4,877
	Marketing Board	MAD - Madawaska	Cedar	Logs					473	
				Shinglewood		150	105	599	769	
				Studwood			503		649	
		Total						150	608	1,072
	Total					47,725	33,279	59,475	42,308	48,566
	Delco Forest Products Ltd.	Crown Land	03 - Nepisiguit - Miramichi	Spruce, Fir, Jack Pine	Pulpwood		12,285		655	26,093
Roundwood Biomass							10,748			
Studwood					133,086	97,469	79,133	89,079	56,327	

Table 5. Total Roundwood Deliveries to Licensee/Sub-Licensee Mills by Source

Mill	Overall Source	Wood_Source	Species	Product	Operating Year						
					2017	2016	2015	2014	2013		
Delco Forest Products Ltd.	Crown Land	03 - Nepisiguit - Miramichi	Spruce, Fir, Jack Pine	Tree Length				1,794			
			Tamarack (larch)	Pulpwood					140		
			White Pine	Pulpwood					590		
		05 - Kent	Spruce, Fir, Jack Pine	Pulpwood		6,320		2,234	14,619		
				Roundwood Biomass			8,240				
				Studwood	52,663	40,847	30,961	27,704	35,607		
			Tamarack (larch)	Pulpwood					156		
			White Pine	Pulpwood					58		
			07 - Queens - Charlotte - Fundy	Spruce, Fir, Jack Pine	Pulpwood	517			807	1,716	
		Roundwood Biomass					2,095				
		Studwood			5,433	11,049	12,660	9,459	13,351		
		Tree Length						1,516			
		Total					191,699	167,970	143,837	133,248	148,657
		Federal Land	First Nation Reserves	Spruce, Fir, Jack Pine	Pulpwood					535	
					Roundwood Biomass			10			
	Studwood				786	2,406	16		64		
	Total					786	2,406	26	599		
	Import	Prince Edward Island	Spruce, Fir, Jack Pine	Studwood	197						
		Total					197				
	Industrial Freehold	Fornebu Lumber	Spruce, Fir, Jack Pine	Pulpwood					3,342		
				Studwood	4,471	3,924			1,250		
				Total					4,471	3,924	4,592
	Marketing Board	NSH - North Shore	Spruce, Fir, Jack Pine	Pulpwood					2,187		
				Studwood		210			145		
		NTH - Northumberland	Mixed Hardwood	Spruce, Fir, Jack Pine	Pulpwood				870		
					Pulpwood				3,199	2,451	
			Spruce, Fir, Jack Pine	Roundwood Biomass			4,162				
				Studwood	4,824	13,890	15,319	9,174	6,795		
		SENB - South East New Brunswick	Mixed Hardwood	Spruce, Fir, Jack Pine	Pulpwood	4,445	905		17,169	24,284	
					Roundwood Biomass			19,782			
Studwood					86,739	44,950	45,780	55,332	56,823		

Table 5. Total Roundwood Deliveries to Licensee/Sub-Licensee Mills by Source

Mill	Overall Source	Wood_Source	Species	Product	Operating Year					
					2017	2016	2015	2014	2013	
Delco Forest Products Ltd.	Marketing Board	Brunswick	Spruce, Fir, Jack Pine	Tree Length				1,088		
		SNB - Southern New Brunswick	Spruce, Fir, Jack Pine	Mixed Hardwood	Pulpwood				268	
				Pulpwood				426	782	
				Roundwood Biomass			56			
				Studwood	2,412		4,334	4,222	984	
				Tree Length				377		
		Total			98,420	59,955	89,433	99,214	94,451	
Total			295,573	234,255	233,296	232,462	248,299			
Devon Lumber Co. Ltd.	Crown Land	07 - Queens - Charlotte - Fundy	Cedar	Tree Length	253	592	654	720		
			Spruce, Fir, Jack Pine	Pulpwood	5,157	4,831	2,164	6,172		
				Studwood	29,612	34,609	31,270	30,113	37,143	
		08 - York	Spruce, Fir, Jack Pine	Cedar	Tree Length	375	1,730	2,253	3,835	3,577
				Studwood	15,673	12,788	24,083	14,507	17,750	
	Total			51,070	54,550	60,424	55,347	58,470		
	Federal Land	Acadia Research Forest	Spruce, Fir, Jack Pine	Studwood		433				
		CFB Gagetown	Spruce, Fir, Jack Pine	Pulpwood	776					
				Studwood	3,108					
	Total			3,884	433					
	Industrial Freehold	AV Nackawic	Cedar	Tree Length	129				275	
		Devon Lumber	Spruce, Fir, Jack Pine	Studwood					121	
		H.J. Crabbe & Sons	Cedar	Tree Length	1,254	874	688	757	1,376	
		Total			1,383	874	688	757	1,772	
Marketing Board	CVC - Carleton Victoria	Cedar	Logs			10				
			Studwood			63				
			Tree Length		135	565	22	28		
			Spruce, Fir, Jack Pine	Studwood			147			
	NTH - Northumberland	Cedar	Logs	85						
			Tree Length	54	200	392				
			Spruce, Fir, Jack Pine	Pulpwood	150					
SENB - South East New Brunswick	Spruce, Fir, Jack Pine	Studwood	1,535	1,783	1,823	86	293			
		Cedar	Logs			27				
				216	1,094					

Table 5. Total Roundwood Deliveries to Licensee/Sub-Licensee Mills by Source

Mill	Overall Source	Wood_Source	Species	Product	Operating Year						
					2017	2016	2015	2014	2013		
Devon Lumber Co. Ltd.	Marketing Board	SNB - Southern New Brunswick	Cedar	Logs			209				
				Tree Length		918	132	33	220		
			Spruce, Fir, Jack Pine	Pulpwood				1			
				Studwood	548	957	1,192	1,591	41		
		YSC - York Sunbury Charlotte	Cedar	Logs	222		575	103			
				Studwood	10		152	239			
			Spruce, Fir, Jack Pine	Tree Length	8,455	2,302	2,383	3,370	2,063		
				Studwood	2,167	5,998	6,520	11,761	9,353		
		Total					13,864	12,509	15,434	20,263	11,998
		Total					70,201	68,366	76,546	76,367	72,240
Eric Goguen & Sons Ltd.	Crown Land	03 - Nepisiguit - Miramichi	Hemlock	Logs					290		
			Spruce, Fir, Jack Pine	Logs	7,587	3,981	5,231	2,017	1,074		
		05 - Kent	Spruce, Fir, Jack Pine	Logs	2,092	2,346	1,921				
		07 - Queens - Charlotte - Fu..	Spruce, Fir, Jack Pine	Logs	3,960	4,069	3,805	8,485	11,439		
	Total					13,639	10,396	10,957	10,502	12,803	
	Import	Nova Scotia	Hemlock	Logs		167					
			Spruce, Fir, Jack Pine	Logs			168	314	448		
			White Pine	Logs				559			
		Prince Edward Island	Spruce, Fir, Jack Pine	Logs	50	277	67	201			
	Total					50	444	235	1,074	448	
	Marketing Board	SENB - South East New Brunswick	Hemlock	Logs	1,060	1,611	1,482	978	660		
				Spruce, Fir, Jack Pine	Logs	11,954	20,878	10,850	13,175	13,115	
				White Pine	Logs	488	1,652	1,380	1,536	1,081	
			SNB - Southern New Brunswick	Hemlock	Logs	58			142		
				Spruce, Fir, Jack Pine	Logs	2,984	5,918	3,927	2,510	515	
				White Pine	Logs	6	90	72	40		
		Total					16,550	30,149	17,711	18,381	15,371
	Total					30,239	40,989	28,903	29,957	28,622	
	Flakeboard - St. Stephen	Crown Land	07 - Queens - Charlotte - Fundy	Mixed Hardwood	Full Tree Chips	20,077	21,671	29,828	40,455	32,947	
					Pulpwood	14,862	14,009	5,915	1,620	1,866	
Poplar				Full Tree Chips					45		

Table 5. Total Roundwood Deliveries to Licensee/Sub-Licensee Mills by Source

Mill	Overall Source	Wood_Source	Species	Product	Operating Year				
					2017	2016	2015	2014	2013
Flakeboard - St. Stephen	Crown Land	08 - York	Mixed Hardwood	Full Tree Chips	8,070	3,281	15,070	23,467	18,911
				Pulpwood	1,130	1,869	39	955	4,811
		09 - Carleton - Restigouche - Tobique	Mixed Hardwood	Full Tree Chips	11,632	23,970	20,664	37,376	36,699
				Pulpwood	46,558	30,044	43,408	21,289	15,251
				Poplar					35
	Total		102,329	94,844	114,924	125,162	110,565		
	Federal Land	Acadia Research Forest	Mixed Hardwood	Pulpwood		982			
		Total				982			
	Import	Maine	Mixed Hardwood	Full Tree Chips	58,062	28,685			
				Pulpwood		3,234			
	Total				58,062	31,919			
	Industrial Freehold	AV Nackawic	Mixed Hardwood	Full Tree Chips		1,025			
		Total				1,025			
	Marketing Board	CVC - Carleton Victoria	Mixed Hardwood	Full Tree Chips					2,757
		SENB - South East New Bru..	Mixed Hardwood	Full Tree Chips			285		
		SNB - Southern New Bruns..	Mixed Hardwood	Full Tree Chips		9,417	8,852	2,104	728
		YSC - York Sunbury Charlotte	Mixed Hardwood	Full Tree Chips	1,808	33,777	18,754	15,915	21,077
				Pulpwood	1,540	2,606	826	1,757	1,094
		Spruce, Fir, Jack Pine	Full Tree Chips	177					
	Total				3,525	45,800	28,717	19,776	25,656
	Total				163,916	174,570	143,641	144,938	136,221
Fornebu Lumber Company Inc.- Bathurst Sawmill	Crown Land	03 - Nepisiguit - Miramichi	Spruce, Fir, Jack Pine	Pulpwood			902		
				Studwood	291,213	303,614	270,437	289,141	324,580
		07 - Queens - Charlotte - Fu..	Spruce, Fir, Jack Pine	Studwood	285				
		09 - Carleton - Restigouche ..	Spruce, Fir, Jack Pine	Studwood					88
	Total				291,498	303,614	271,339	289,141	324,668
	Federal Land	First Nation Reserves	Spruce, Fir, Jack Pine	Studwood		252		50	30
		Total				252		50	30
	Industrial Freehold	Fornebu Lumber	Spruce, Fir, Jack Pine	Studwood	12,218	2,625	4,199	6,162	7,962
		Total			12,218	2,625	4,199	6,162	7,962
	Marketing Board	NSH - North Shore	Spruce, Fir, Jack Pine	Studwood	42,857	48,959	46,374	37,525	30,899
NTH - Northumberland		Spruce, Fir, Jack Pine	Studwood	32,380	32,657	20,338	17,579	19,052	

Table 5. Total Roundwood Deliveries to Licensee/Sub-Licensee Mills by Source

Mill	Overall Source	Wood_Source	Species	Product	Operating Year				
					2017	2016	2015	2014	2013
Fornebu Lumber Company Inc.- Bathurst Sawmill	Marketing Board	SENB - South East New Bru..	Spruce, Fir, Jack Pine	Studwood	9	8,556	3,201	596	6,125
		SNB - Southern New Bruns..	Spruce, Fir, Jack Pine	Studwood	41				
		YSC - York Sunbury Charlotte	Spruce, Fir, Jack Pine	Studwood				120	
		Total			75,287	90,172	69,913	55,820	56,076
	Total			379,003	396,663	345,451	351,173	388,736	
Garant, Div. of Hanson Kidde Canada Inc.	Crown Land	08 - York	Ash	Logs		21		75	
			Mixed Hardwood	Logs	560		128		
		09 - Carleton - Restigouche ..	Ash	Logs				40	
		Total			560	21	128	115	
	Import	Maine	Mixed Hardwood	Logs	26,600		22,400	28,000	28,000
		Total			26,600		22,400	28,000	28,000
	Industrial Freehold	AV Nackawic	Ash	Logs				333	
			Mixed Hardwood	Logs		365	199		560
		Total				365	199	333	560
	Marketing Board	CVC - Carleton Victoria	Ash	Logs		513			
			Mixed Hardwood	Logs	283		1,357	560	280
		NTH - Northumberland	Mixed Hardwood	Logs			40		
		YSC - York Sunbury Charlotte	Ash	Logs		145			
			Mixed Hardwood	Logs	128	19	535	280	112
		Total			411	677	1,932	840	392
Total			27,571	1,063	24,659	29,288	28,952		
Groupe Savoie Inc.	Crown Land	01 - Upsalquitch	Mixed Hardwood	Logs	20,390	21,099	19,678	25,843	17,046
				Pulpwood	73,748	92,212	84,510	87,964	97,234
			Poplar	Logs	39,837	37,809	54,921	18,240	19,787
				Pulpwood	21,871	19,016	35,813	19,216	19,037
		Spruce, Fir, Jack Pine	Logs			8,809			
		03 - Nepisiguit - Miramichi	Mixed Hardwood	Logs	14,104	15,994	12,255	5,321	7,011
				Pulpwood	42,196	47,455	29,078	26,071	20,989
	Poplar		Logs	2,677	3,497	1,822	3,482	641	
			Pulpwood	459	776	161	651	905	
07 - Queens - Charlotte - Fundy	Mixed Hardwood	Logs	9,281	10,236	9,920	6,410	445		
		Pulpwood				778			

Table 5. Total Roundwood Deliveries to Licensee/Sub-Licensee Mills by Source

Mill	Overall Source	Wood_Source	Species	Product	Operating Year					
					2017	2016	2015	2014	2013	
Groupe Savoie Inc.	Crown Land	08 - York	Mixed Hardwood	Logs	2,298	4,218	3,268	2,796		
				Pulpwood		2,617		121		
			Poplar		1					
		09 - Carleton - Restigouche - Tobique	Mixed Hardwood	Logs	20,114	24,534	19,882	20,838	17,732	
				Pulpwood	113,756	136,899	151,924	115,642	135,903	
			Poplar	Logs	2,387	6,029	4,922	5,389	9,400	
				Pulpwood	1,597	2,254	3,882	4,989	7,920	
	Total				364,715	424,646	440,845	343,751	354,050	
	Import	Maine	Mixed Hardwood	Logs	5,495	14,087	6,267	5,926	7,188	
				Pulpwood						
		Québec	Mixed Hardwood	Logs	5,883	6,916	6,935	5,686	6,592	
				Pulpwood	195	190		56	193	
			Poplar	Logs	108	1,554	86	1,716	15	
				Pulpwood		91	87	1,632		
	Total				11,681	22,838	13,375	15,016	13,988	
	Industrial Freehold	Acadian Timber	Mixed Hardwood	Logs	13,521	19,264	21,474	26,631	16,667	
				Pulpwood	15,123	12,614	12,833	21,681	14,901	
			Poplar					43		
		Fornebu Lumber	Mixed Hardwood	Logs	36					
		J.D. Irving	Mixed Hardwood	Logs				2,850	1,240	
				Pulpwood					859	
		North American Forest Products	Mixed Hardwood	Logs					78	
				Pulpwood					2,571	
		Total				28,680	31,878	34,307	51,162	36,359
		Marketing Board	CVC - Carleton Victoria	Mixed Hardwood	Logs	931	1,125	3,414	2,099	3,494
	Pulpwood					318		572		
Poplar					500	552				
MAD - Madawaska	Mixed Hardwood		Logs	2,507	5,737	6,743	5,420	6,208		
			Pulpwood	185	6,544	1,175	2,113	6,235		
	Poplar		Logs	412	1,464	1,153	1,412	539		
			Pulpwood	21	754	13	77	87		
NSH - North Shore	Mixed Hardwood		Logs	6,118	5,478	6,199	4,620	4,844		
			Pulpwood	6,881	4,261	5,436	5,188	7,581		

Table 5. Total Roundwood Deliveries to Licensee/Sub-Licensee Mills by Source

Mill	Overall Source	Wood_Source	Species	Product	Operating Year				
					2017	2016	2015	2014	2013
Groupe Savoie Inc.	Marketing Board	NSH - North Shore	Poplar	Logs	7,731	7,258	5,003	6,232	2,307
				Pulpwood	5,523	2,733	2,955	6,059	1,431
		NTH - Northumberland	Mixed Hardwood	Logs	532	1,445	1,281	657	759
				Pulpwood		6	17	22	981
		SENB - South East New Bru..	Mixed Hardwood	Logs	62		11		
		SNB - Southern New Bruns..	Mixed Hardwood	Logs	30				21
		YSC - York Sunbury Charlotte	Mixed Hardwood	Logs	812		289	138	97
	Total				31,745	37,123	34,189	35,161	34,584
Total				436,821	516,485	522,716	445,090	438,981	
H. J. Crabbe & Sons Ltd.	Crown Land	08 - York	Spruce, Fir, Jack Pine	Logs	32,221	44,358	45,791	34,649	36,964
		09 - Carleton - Restigouche ..	Spruce, Fir, Jack Pine	Logs	27,980	21,143	34,254	22,459	23,263
		Total			60,201	65,501	80,045	57,108	60,227
	Federal Land	Acadia Research Forest	Spruce, Fir, Jack Pine	Logs		840	1,129		
		Total				840	1,129		
	Industrial Freehold	AV Cell	Spruce, Fir, Jack Pine	Logs					126
		H.J. Crabbe & Sons	Spruce, Fir, Jack Pine	Logs	44,819	45,078	35,821	46,597	43,768
		Total			44,819	45,078	35,821	46,597	43,894
	Marketing Board	CVC - Carleton Victoria	Spruce, Fir, Jack Pine	Logs	6,535	9,441	13,063	12,194	22,174
		YSC - York Sunbury Charlotte	Spruce, Fir, Jack Pine	Logs	8,199	4,736	10,914	7,721	2,119
		Total			14,734	14,177	23,977	19,915	24,293
	Total				119,754	125,596	140,972	123,620	128,414
	J.D. Irving - Baker Brook	Crown Land	01 - Upsalquitch	Cedar	Studwood	11,040	5,967	13,077	7,328
03 - Nepisiguit - Miramichi			Cedar	Studwood	1,668	2,394		22	
07 - Queens - Charlotte - Fu..			Cedar	Studwood	7,763	12,663	4,188	1,645	2,253
08 - York			Cedar	Studwood	5,748	9,165	4,710	5,961	24
09 - Carleton - Restigouche ..			Cedar	Studwood	3,245	2,697	3,360	3,075	2,682
Total					29,464	32,886	25,335	18,031	10,321
Import		Maine	Cedar	Studwood	34,849	40,877	39,494	38,457	36,179
		Québec	Cedar	Studwood	38,914	26,536	15,580	19,539	14,786
			Spruce, Fir, Jack Pine	Studwood			19,576		813
Total					73,763	67,413	74,650	57,996	51,778
Industrial	Acadian Timber	Cedar	Studwood	1,251	424				

Table 5. Total Roundwood Deliveries to Licensee/Sub-Licensee Mills by Source

Mill	Overall Source	Wood_Source	Species	Product	Operating Year				
					2017	2016	2015	2014	2013
J.D. Irving - Baker Brook	Industrial Freehold	AV Nackawic	Cedar	Studwood	6,453	1,284	850	2,782	5,563
		J.D. Irving	Cedar	Studwood	10,720	16,991	8,802	18,956	22,518
			Spruce, Fir, Jack Pine	Studwood					3,288
		Les Cedres Balmoral	Cedar	Studwood		45	367		234
		SBC Cedar Inc.	Cedar	Studwood		1,856	695		
		W&R Gillespie	Cedar	Studwood		34			
		Waska/Clair Industrial	Cedar	Studwood		1,090	1,260		1,328
	Total				18,424	21,724	11,974	21,738	32,931
	Marketing Board	CVC - Carleton Victoria	Cedar	Studwood			484	292	88
		MAD - Madawaska	Cedar	Studwood	3,511	3,210	2,479	2,134	2,901
			Spruce, Fir, Jack Pine	Studwood					10,432
		NSH - North Shore	Cedar	Studwood	539	253	77	266	155
		NTH - Northumberland	Cedar	Studwood	71				
		SENB - South East New Bru..	Cedar	Studwood		48	51	53	
		SNB - Southern New Bruns..	Cedar	Studwood		1,067	383	622	201
		YSC - York Sunbury Charlotte	Cedar	Studwood	252	38	217	86	1,594
	Total				4,373	4,616	3,691	3,453	15,371
Total				126,024	126,639	115,650	101,218	110,401	
J.D. Irving - Chip Plant - Sussex	Crown Land	03 - Nepisiguit - Miramichi	Mixed Hardwood	Pulpwood	67				
			Spruce, Fir, Jack Pine	Pulpwood	147				2,695
		07 - Queens - Charlotte - Fundy	Mixed Hardwood	Pulpwood	31,536	13,749	16,634	5,900	6,313
			Spruce, Fir, Jack Pine	Pulpwood	144,283	150,479	226,535	241,660	258,015
		08 - York	Spruce, Fir, Jack Pine	Pulpwood	8		34		37
		09 - Carleton - Restigouche ..	Spruce, Fir, Jack Pine	Pulpwood				663	177
	Total				176,041	164,228	243,203	248,223	267,237
	Federal Land	CFB Gagetown	Spruce, Fir, Jack Pine	Pulpwood	6,427	9,020	6,446	3,185	2,965
		Total			6,427	9,020	6,446	3,185	2,965
	Import	Nova Scotia	Mixed Hardwood	Pulpwood	9,586	4,685	2,070		
			Spruce, Fir, Jack Pine	Pulpwood	217	35	15		
		Total			9,803	4,720	2,085		
	Industrial Freehold	Devon Lumber	Spruce, Fir, Jack Pine	Pulpwood		380	530	36	
J.D. Irving		Mixed Hardwood	Pulpwood	16,106	8,500	8,957	2,207	3,064	

Table 5. Total Roundwood Deliveries to Licensee/Sub-Licensee Mills by Source

Mill	Overall Source	Wood_Source	Species	Product	Operating Year				
					2017	2016	2015	2014	2013
J.D. Irving - Chip Plant - Sussex	Industrial Freehold	J.D. Irving	Spruce, Fir, Jack Pine	Pulpwood	67,006	72,794	72,694	107,547	83,489
		T.P. Downey	Spruce, Fir, Jack Pine	Pulpwood					6
		Total			83,112	81,674	82,181	109,790	86,559
	Marketing Board	CVC - Carleton Victoria	Spruce, Fir, Jack Pine	Pulpwood	956				248
		NTH - Northumberland	Mixed Hardwood	Pulpwood		9			
			Spruce, Fir, Jack Pine	Pulpwood	5,151	13,117	5,309	3,581	1,523
		SENB - South East New Brunswick	Mixed Hardwood	Pulpwood	3,532	479	28		85
			Spruce, Fir, Jack Pine	Pulpwood	16,181	24,367	13,000	1,592	4,448
		SNB - Southern New Brunswick	Mixed Hardwood	Pulpwood	7,353	8,171	3,198		211
			Spruce, Fir, Jack Pine	Pulpwood	71,972	83,135	82,397	57,391	62,475
		YSC - York Sunbury Charlotte	Mixed Hardwood	Pulpwood	100				
	Spruce, Fir, Jack Pine		Pulpwood	32,661	32,313	7,849	4,642	10,073	
	Total				137,906	161,591	111,781	67,206	79,063
	Total				413,289	421,233	445,696	428,404	435,824
J.D. Irving - Grand Lake Timber	Crown Land	03 - Nepisiguit - Miramichi	Spruce, Fir, Jack Pine	Logs	27,595	50,191	83,028	60,430	73,265
				Studwood	14,138	28,041	25,737		
		07 - Queens - Charlotte - Fundy	Spruce, Fir, Jack Pine	Logs	332,927	326,085	199,410	166,121	213,955
				Studwood	231,270	245,226	214,053		
		08 - York	Spruce, Fir, Jack Pine	Logs	585		3,832		2,897
		09 - Carleton - Restigouche ..	Spruce, Fir, Jack Pine	Logs				342	375
	Total				606,515	649,543	526,060	226,893	290,492
	Federal Land	CFB Gagetown	Spruce, Fir, Jack Pine	Logs	5,740	9,751	11,079	4,330	5,301
				Studwood	6,754	1,606	2,282		
	Total				12,494	11,357	13,361	4,330	5,301
	Import	Nova Scotia	Spruce, Fir, Jack Pine	Logs	111	76	42	2,942	10,949
		Prince Edward Island	Spruce, Fir, Jack Pine	Logs	3,968	898		229	1,090
		Total			4,079	974	42	3,171	12,039
	Industrial Freehold	AV Nackawic	Spruce, Fir, Jack Pine	Logs	1,907		1,399	5,018	5,680
				Studwood			18		
		J.D. Irving	Spruce, Fir, Jack Pine	Logs	84,594	37,856	28,227	43,299	127,507
				Studwood	16,162	34,464	34,440		
T.P. Downey		Spruce, Fir, Jack Pine	Logs					36	

Table 5. Total Roundwood Deliveries to Licensee/Sub-Licensee Mills by Source

Mill	Overall Source	Wood_Source	Species	Product	Operating Year				
					2017	2016	2015	2014	2013
J.D. Irving - Grand Lake Timber	Industrial Freehold	W&R Gillespie	Spruce, Fir, Jack Pine	Studwood		21			
		Total			102,663	72,341	64,084	48,317	133,223
	Marketing Board	NTH - Northumberland	Spruce, Fir, Jack Pine	Logs	12,984	15,469	4,492	5,241	4,760
				Studwood	20,518	30,685	9,663		
		SENB - South East New Brunswick	Spruce, Fir, Jack Pine	Logs	13,286	7,213	3,085	1,803	3,151
				Studwood	1,211	2,962	1,525		
		SNB - Southern New Brunswick	Spruce, Fir, Jack Pine	Logs	63,684	68,737	51,626	45,351	58,241
				Studwood	17,942	12,107	10,992		
		YSC - York Sunbury Charlotte	Spruce, Fir, Jack Pine	Logs	40,582	34,537	26,541	19,902	15,766
				Studwood	51,789	38,060	19,997		
	Total			221,996	209,770	127,921	72,297	81,918	
	Total				947,747	943,985	731,468	355,008	522,973
	J.D. Irving - IP&P	Crown Land	03 - Nepisiguit - Miramichi	Mixed Hardwood	Full Tree Chips	2			
05 - Kent			Mixed Softwood	Full Tree Chips		19			
07 - Queens - Charlotte - Fundy			Mixed Hardwood	Full Tree Chips	163,581	218,111	194,054	190,314	193,539
			Mixed Softwood	Full Tree Chips		112,211		208,591	
			Spruce, Fir, Jack Pine	Full Tree Chips	74,652		91,402		185,950
08 - York			Mixed Hardwood	Full Tree Chips				35	718
			Mixed Softwood	Full Tree Chips		829		16,800	
			Spruce, Fir, Jack Pine	Full Tree Chips			4,946		5,659
09 - Carleton - Restigouche - Tobique			Mixed Hardwood	Full Tree Chips		2		75	2,706
		Spruce, Fir, Jack Pine	Full Tree Chips					10	
Total				238,235	331,172	290,402	415,815	388,856	
Federal Land		CFB Gagetown	Mixed Hardwood	Full Tree Chips	231				
			Spruce, Fir, Jack Pine	Full Tree Chips			365		
Total				231		365			
Import		Maine	Mixed Hardwood	Full Tree Chips	37,772	47,624	82,172	107,786	107,437
			Mixed Softwood	Full Tree Chips		31,123		145	
			Spruce, Fir, Jack Pine	Full Tree Chips	28,074		3,075		18,707
		Nova Scotia	Mixed Hardwood	Full Tree Chips	51,127	53,411	38,190	38,787	50,169
		Québec	Spruce, Fir, Jack Pine	Full Tree Chips	106,672				
		Total			223,645	132,158	123,437	146,718	176,313

Table 5. Total Roundwood Deliveries to Licensee/Sub-Licensee Mills by Source

Mill	Overall Source	Wood_Source	Species	Product	Operating Year					
					2017	2016	2015	2014	2013	
J.D. Irving - IP&P	Industrial Freehold	AV Nackawic	Mixed Hardwood	Full Tree Chips					14,831	
			Mixed Softwood	Full Tree Chips		26,085		1,112		
			Spruce, Fir, Jack Pine	Full Tree Chips			30,919			
		Flakeboard	Spruce, Fir, Jack Pine	Full Tree Chips			75			
		J.D. Irving	Mixed Hardwood	Full Tree Chips	127,018	111,412	147,121	117,939	91,450	
			Mixed Softwood	Full Tree Chips		32,405		85,862		
			Spruce, Fir, Jack Pine	Full Tree Chips	42,755		92,577		59,336	
	Total					169,773	169,902	270,692	204,913	165,617
	Marketing Board	CVC - Carleton Victoria	Mixed Hardwood	Full Tree Chips					202	
			Spruce, Fir, Jack Pine	Full Tree Chips					2,707	
		NTH - Northumberland	Mixed Hardwood	Full Tree Chips	142	361				
			Spruce, Fir, Jack Pine	Full Tree Chips			513			
		SENB - South East New Brunswick	Mixed Hardwood	Full Tree Chips				564	825	
			Mixed Softwood	Full Tree Chips		7		1,364		
		SNB - Southern New Brunswick	Mixed Hardwood	Full Tree Chips	17,801	26,040	23,037	36,611	59,482	
			Mixed Softwood	Full Tree Chips		26,990		45,998		
			Spruce, Fir, Jack Pine	Full Tree Chips	19,577		47,940		96,572	
		YSC - York Sunbury Charlotte	Mixed Hardwood	Full Tree Chips	1,279	6,926	9,642	8,901	28,377	
			Mixed Softwood	Full Tree Chips		8,369		40,948		
			Spruce, Fir, Jack Pine	Full Tree Chips	9,497		36,620		49,129	
		Total					48,296	68,693	117,752	134,386
	Total					680,180	701,925	802,648	901,832	968,080
	J.D. Irving - Irving Paper	Crown Land	07 - Queens - Charlotte - Fu..	Spruce, Fir, Jack Pine	Full Tree Chips					379
			Total							
		Import	Maine	Spruce, Fir, Jack Pine	Full Tree Chips	72,144	47,510	39,116		67,683
			Prince Edward Island	Spruce, Fir, Jack Pine	Full Tree Chips			1,015		
			Total					72,144	47,510	40,131
Industrial Freehold		Acadian Timber	Spruce, Fir, Jack Pine	Full Tree Chips					77,991	
		Fornebu Lumber	Spruce, Fir, Jack Pine	Full Tree Chips					28,537	
		Total								106,528
Total					72,144	47,510	40,131		174,590	
J.D. Irving -		Crown Land	01 - Upsalquitch	Spruce, Fir, Jack Pine	Studwood	125,244	105,358	137,316	124,589	103,397

Table 5. Total Roundwood Deliveries to Licensee/Sub-Licensee Mills by Source

Mill	Overall Source	Wood_Source	Species	Product	Operating Year				
					2017	2016	2015	2014	2013
J.D. Irving - Kedgwick	Crown Land	03 - Nepisiguit - Miramichi	Spruce, Fir, Jack Pine	Studwood	28,139	16,064			
		07 - Queens - Charlotte - Fu..	Spruce, Fir, Jack Pine	Studwood	2,109	2,094			
		09 - Carleton - Restigouche ..	Spruce, Fir, Jack Pine	Studwood	134,953	187,040	187,171	181,997	150,627
		Total			290,445	310,556	324,487	306,586	254,024
	Import	Québec	Spruce, Fir, Jack Pine	Studwood	3,478	15,864	5,865	5,841	16,371
		Total			3,478	15,864	5,865	5,841	16,371
	Industrial Freehold	J.D. Irving	Spruce, Fir, Jack Pine	Studwood	66,469	39,835	29,625	19,485	64,011
		Total			66,469	39,835	29,625	19,485	64,011
	Marketing Board	NSH - North Shore	Spruce, Fir, Jack Pine	Studwood	3,313	5,851	1,624	155	1,953
		Total			3,313	5,851	1,624	155	1,953
Total				363,705	372,106	361,601	332,067	336,359	
J.D. Irving - Russell & Swim Mill	Crown Land	01 - Upsalquitch	White Pine	Logs	175		20		
		03 - Nepisiguit - Miramichi	White Pine	Logs	38,517	35,136	37,925	31,218	33,259
		05 - Kent	White Pine	Logs	1,644	1,097	1,182	31	
		07 - Queens - Charlotte - Fu..	White Pine	Logs	66,728	55,171	73,791	61,102	54,658
		08 - York	White Pine	Logs	8,119	10,262	8,209	10,641	10,302
		Total			115,183	101,666	121,127	102,992	98,219
	Federal Land	CFB Gagetown	White Pine	Logs	864	2,844	1,219	2,694	1,449
		Total			864	2,844	1,219	2,694	1,449
	Import	Nova Scotia	White Pine	Logs	1,177	1,064	1,697	1,033	3,114
		Prince Edward Island	White Pine	Logs			47		249
		Total			1,177	1,064	1,744	1,033	3,363
	Industrial Freehold	AV Nackawic	White Pine	Logs	691	171	13	419	540
		Fornebu Lumber	White Pine	Logs				169	
		J.D. Irving	White Pine	Logs	3,325	10,969	8,522	12,062	7,333
		Total			4,016	11,140	8,535	12,650	7,873
	Marketing Board	CVC - Carleton Victoria	White Pine	Logs		428	398	644	
		NSH - North Shore	White Pine	Logs	918	385	728	133	397
		NTH - Northumberland	White Pine	Logs	5,252	2,691	6,005	4,881	3,731
		SENB - South East New Bru..	White Pine	Logs	1,174	1,494	1,446	924	455
		SNB - Southern New Bruns..	White Pine	Logs	4,258	9,125	5,204	5,290	8,756
YSC - York Sunbury Charlotte		White Pine	Logs	6,124	8,703	2,342	2,392	4,152	

Table 5. Total Roundwood Deliveries to Licensee/Sub-Licensee Mills by Source

Mill	Overall Source	Wood_Source	Species	Product	Operating Year				
					2017	2016	2015	2014	2013
J.D. Irving - Russell & Swim Mill	Board	Total			17,726	22,826	16,123	14,264	17,491
	Total				138,966	139,540	148,748	133,633	128,395
J.D. Irving - Sawmill - Sussex	Crown Land	03 - Nepisiguit - Miramichi	Spruce, Fir, Jack Pine	Studwood	988		13,795	17,081	8,825
		07 - Queens - Charlotte - Fu..	Spruce, Fir, Jack Pine	Studwood	215,969	325,117	284,948	404,838	284,471
		08 - York	Spruce, Fir, Jack Pine	Studwood			2,914	703	6,461
		09 - Carleton - Restigouche ..	Spruce, Fir, Jack Pine	Studwood				781	362
		Total			216,957	325,117	301,657	423,403	300,119
	Federal Land	CFB Gagetown	Spruce, Fir, Jack Pine	Studwood	1,285	6,693	4,640	3,724	3,076
		Total			1,285	6,693	4,640	3,724	3,076
	Import	Nova Scotia	Spruce, Fir, Jack Pine	Studwood	252	147			
		Total			252	147			
	Industrial Freehold	AV Nackawic	Spruce, Fir, Jack Pine	Studwood				2,946	3,812
		J.D. Irving	Spruce, Fir, Jack Pine	Studwood	121,216	158,564	121,880	107,348	105,909
		T.P. Downey	Spruce, Fir, Jack Pine	Studwood					204
		Total			121,216	158,564	121,880	110,294	109,925
	Marketing Board	CVC - Carleton Victoria	Spruce, Fir, Jack Pine	Studwood					19
		NTH - Northumberland	Spruce, Fir, Jack Pine	Studwood	370	2,409	3,075	7,931	2,487
		SENB - South East New Bru..	Spruce, Fir, Jack Pine	Studwood	17,213	11,772	6,873	1,979	958
		SNB - Southern New Bruns..	Spruce, Fir, Jack Pine	Studwood	129,210	148,420	122,615	91,568	101,062
		YSC - York Sunbury Charlotte	Spruce, Fir, Jack Pine	Studwood	6,891	13,722	7,785	15,190	18,653
	Total			153,684	176,323	140,348	116,668	123,179	
	Total				493,394	666,844	568,525	654,089	536,299
J.D. Irving - St. Leonard	Crown Land	01 - Upsalquitch	Spruce, Fir, Jack Pine	Logs	82,064	59,524	83,541	70,770	40,541
				Studwood	1,697	532	1,436	633	294
		03 - Nepisiguit - Miramichi	Spruce, Fir, Jack Pine	Logs	31,440	33,072			
				Studwood	306			5,221	1,378
		07 - Queens - Charlotte - Fundy	Spruce, Fir, Jack Pine	Logs	9,230	22,372	44	2,439	
				Studwood	19,720	17,245	34	2,913	
		08 - York	Spruce, Fir, Jack Pine	Logs	6,504	1,754	11,529	6,413	
				Studwood	6,823	2,181	6,475		
		09 - Carleton - Restigouche - Tobique	Spruce, Fir, Jack Pine	Logs	182,847	165,042	145,872	146,590	128,471
				Pulpwood		46	45		

Table 5. Total Roundwood Deliveries to Licensee/Sub-Licensee Mills by Source

Mill	Overall Source	Wood_Source	Species	Product	Operating Year					
					2017	2016	2015	2014	2013	
J.D. Irving - St. Leonard	Crown Land	03 - Carleton Place/Quebec	Spruce, Fir, Jack Pine	Studwood	63,156	95,162	83,898	79,599	44,558	
		Tobique								
		Total				403,787	396,930	332,874	314,578	215,242
	Import	Maine	Spruce, Fir, Jack Pine	Logs	165,826	163,780	177,907	183,822	247,833	
				Pulpwood			88	9,663	3,167	
				Studwood	4,067		1,307	82,391	139,195	
		Québec	Spruce, Fir, Jack Pine	Logs	9,946	10,593	13,585	8,347	9,185	
				Studwood	12,387	36,343	37,177	15,038	9,334	
			Total				192,226	210,716	230,064	299,261
	Industrial Freehold	Acadian Timber	Spruce, Fir, Jack Pine	Logs	12,021					
				Studwood	4,982		1,637	11,681		
		AV Nackawic	Spruce, Fir, Jack Pine	Logs	6,775	15,855	18,348	3,618		
				Studwood	6,085	1,820	3,189	4,768		
		J.D. Irving	Spruce, Fir, Jack Pine	Logs	169,829	187,302	134,996	152,436	164,879	
				Pulpwood	1,704	17,469	13,820	2,913	16,398	
				Studwood	407,450	461,562	423,843	383,469	275,975	
		Waska/Clair Industrial	Spruce, Fir, Jack Pine	Logs			3			
		Total				608,846	684,008	595,836	558,885	457,252
	Marketing Board	CVC - Carleton Victoria	Spruce, Fir, Jack Pine	Logs	19,742	22,815	2,978	1,328	1,305	
				Studwood	25,310	22,663	7,199	5,274	2,760	
		MAD - Madawaska	Spruce, Fir, Jack Pine	Logs	23,516	43,216	41,473	28,665	40,264	
				Studwood	35,799	64,536	53,872	39,602	46,537	
		NSH - North Shore	Spruce, Fir, Jack Pine	Logs	4,166	4,953	1,144	497	1,711	
				Studwood			79		32	
		NTH - Northumberland	Spruce, Fir, Jack Pine	Studwood	1,060					
		SENB - South East New Bru..	Spruce, Fir, Jack Pine	Logs	149					
		SNB - Southern New Bruns..	Spruce, Fir, Jack Pine	Logs	676					
YSC - York Sunbury Charlotte		Spruce, Fir, Jack Pine	Logs	719	5,854	391	1,406			
			Studwood	3,447	6,835	949	1,730	397		
	Total				114,584	170,872	108,085	78,502	93,006	
	Total				1,319,443	1,462,526	1,266,859	1,251,226	1,174,214	
J.D. Irving - Utopia Mill	Crown Land	03 - Nepisiguit - Miramichi	Mixed Hardwood	Full Tree Chips	43				931	
		07 - Queens - Charlotte - Fu..	Mixed Hardwood	Full Tree Chips	128,710	114,393	130,754	120,143	188,342	

Table 5. Total Roundwood Deliveries to Licensee/Sub-Licensee Mills by Source

Mill	Overall Source	Wood_Source	Species	Product	Operating Year					
					2017	2016	2015	2014	2013	
J.D. Irving - Utopia Mill	Crown Land	08 - York	Mixed Hardwood	Full Tree Chips		1,023	5,476	17,740	15,445	
		09 - Carleton - Restigouche ..	Mixed Hardwood	Full Tree Chips			58			
		Total				128,753	115,416	136,288	137,883	204,718
	Federal Land	CFB Gagetown	Mixed Hardwood	Full Tree Chips		282				
		Total				282				
	Import	Nova Scotia	Mixed Hardwood	Full Tree Chips		10,858	15,904	4,686	3,358	
		Total				10,858	15,904	4,686	3,358	
	Industrial Freehold	AV Nackawic	Mixed Hardwood	Full Tree Chips		3,591	15,396	22,460	7,860	4,060
		J.D. Irving	Mixed Hardwood	Full Tree Chips		98,588	68,759	105,763	80,916	84,204
		Total				102,179	84,155	128,223	88,776	88,264
	Marketing Board	CVC - Carleton Victoria	Mixed Hardwood	Full Tree Chips					127	1,193
		SENB - South East New Bru..	Mixed Hardwood	Full Tree Chips					122	1,846
		SNB - Southern New Bruns..	Mixed Hardwood	Full Tree Chips		17,531	23,488	9,387	16,094	14,232
		YSC - York Sunbury Charlotte	Mixed Hardwood	Full Tree Chips		7,406	5,877	1,668	2,983	5,614
		Total				24,937	29,365	11,055	19,326	22,885
Total				267,009	244,840	280,252	249,343	315,867		
J.D. Irving - Veneer Siding	Crown Land	01 - Upsalquitch	Mixed Hardwood	Logs		834	157	378	22	96
		03 - Nepisiguit - Miramichi	Mixed Hardwood	Logs		157				
		07 - Queens - Charlotte - Fu..	Mixed Hardwood	Logs		13,841	14,316	8,870	1,145	5,297
		08 - York	Mixed Hardwood	Logs		1,951	1,963	2,167	2,190	2,128
		09 - Carleton - Restigouche ..	Mixed Hardwood	Logs		25,441	22,398	25,570	26,077	22,524
		Total				42,224	38,834	36,985	29,434	30,045
	Import	Maine	Mixed Hardwood	Logs		71,623	89,622	67,563	96,980	83,490
		Nova Scotia	Mixed Hardwood	Logs			29		429	
		Québec	Mixed Hardwood	Logs		25,413	9,891	20,054	11,042	17,793
		Total				97,036	99,542	87,617	108,451	101,283
	Industrial Freehold	Acadian Timber	Mixed Hardwood	Logs		4,058	5,311	4,015	4,883	
		AV Nackawic	Mixed Hardwood	Logs		2,278	1,567	2,704	1,885	751
		Groupe Savoie	Mixed Hardwood	Logs						1,118
		J.D. Irving	Mixed Hardwood	Logs		55,231	60,801	55,490	67,260	42,634
		Total				61,567	67,679	62,209	74,028	44,503
Marketing	CVC - Carleton Victoria	Mixed Hardwood	Logs						35	

Table 5. Total Roundwood Deliveries to Licensee/Sub-Licensee Mills by Source

Mill	Overall Source	Wood_Source	Species	Product	Operating Year					
					2017	2016	2015	2014	2013	
J.D. Irving - Veneer Siding	Marketing Board	MAD - Madawaska	Mixed Hardwood	Logs					46	
		NTH - Northumberland	Mixed Hardwood	Logs	42				4	
		SNB - Southern New Bruns..	Mixed Hardwood	Logs	1,023	1,269	783	355	347	
		YSC - York Sunbury Charlotte	Mixed Hardwood	Logs	55	158		117		
	Total				1,120	1,427	783	472	432	
Total				201,947	207,482	187,594	212,385	176,263		
John W. Jamer Ltd.	Crown Land	08 - York	White Pine	Logs			411			
		09 - Carleton - Restigouche ..	Spruce, Fir, Jack Pine	Logs			2,932	2,990	3,289	
		Total					3,343	2,990	3,289	
	Industrial Freehold	Acadian Timber	Red Pine		Logs					36
			Spruce, Fir, Jack Pine		Logs			378	316	220
			Tamarack (larch)		Logs			270		
			White Pine		Logs				201	33
	Total						648	517	289	
	Marketing Board	CVC - Carleton Victoria	Spruce, Fir, Jack Pine		Logs			202		60
			Tamarack (larch)		Logs			102	39	326
			White Pine		Logs				256	
			Total					304	295	386
	Total						4,295	3,802	3,964	
Junction Lumber Products Inc.	Crown Land	01 - Upsalquitch	Cedar	Studwood	15					
		03 - Nepisiguit - Miramichi	Cedar	Logs			3,599	1,454	6,051	
				Studwood	8,536	9,287				
		05 - Kent	Cedar	Logs						48
				Studwood	175	1,007				
	Total				8,726	10,294	3,599	1,454	6,099	
	Marketing Board	NSH - North Shore	Cedar	Logs			1,990	2,749	2,938	
				Studwood	4,611	5,177				
			NTH - Northumberland	Cedar	Studwood	812	2,155			
			SENB - South East New Bru..	Cedar	Studwood	449	231			
Total				5,872	7,563	1,990	2,749	2,938		
Total				14,598	17,857	5,589	4,203	9,037		
Lattes Waska	Crown Land	09 - Carleton - Restigouche -	Cedar	Lathwood				1,458		

Table 5. Total Roundwood Deliveries to Licensee/Sub-Licensee Mills by Source

Mill	Overall Source	Wood_Source	Species	Product	Operating Year				
					2017	2016	2015	2014	2013
Lattes Waska Lath Inc.	Crown Land	Tobique	Poplar	Lathwood			2,656		2,981
		Total					2,656	1,458	2,981
	Import	Maine	Cedar	Lathwood			29	863	
				Logs					185
		Québec	Poplar	Lathwood					1,968
	Total						29	863	2,153
	Industrial Freehold	Acadian Timber	Cedar	Lathwood				23	
		Total						23	
	Marketing Board	MAD - Madawaska	Poplar	Lathwood					255
		Total							255
Total							2,685	2,344	5,389
Littles Lumber (Ashmore - Harvey)	Crown Land	07 - Queens - Charlotte - Fundy	Hemlock	Logs	572	10	51	14	
			Red Pine	Logs	3,073	7,588	9,447	4,537	4,988
		08 - York	Hemlock	Logs	2,411	3,016	4,856	1,035	2,105
				Pulpwood			637		
			Red Pine	Logs	4,495	1,900	1,203	6,376	9,977
				Pulpwood			180		
	Total			10,551	12,514	16,374	11,962	17,070	
	Federal Land	Acadia Research Forest	Hemlock	Logs	109				
			Red Pine	Logs				881	3,232
	Total			109				881	3,232
	Import	Maine	Hemlock	Logs	2,791		291		2,000
				Studwood	1,166				
	Total			3,957		291		2,000	
	Industrial Freehold	H.J. Crabbe & Sons	Hemlock	Logs	73	107	484	459	
				Pulpwood			33		
		J.D. Irving	Hemlock	Logs	741	830	1,110		241
				Red Pine	Logs		262		1,602
	Total			814	1,199	1,627	2,302		
	Marketing Board	CVC - Carleton Victoria	Hemlock	Logs	156	814	880	556	481
				Pulpwood		16			

Table 5. Total Roundwood Deliveries to Licensee/Sub-Licensee Mills by Source

Mill	Overall Source	Wood_Source	Species	Product	Operating Year				
					2017	2016	2015	2014	2013
Littles Lumber (Ashmore - Harvey)	Marketing Board	CVC - Carleton Victoria	Hemlock	Studwood	25				
			Red Pine	Logs		1,297			
				Pulpwood			34		
		MAD - Madawaska	Red Pine	Logs			79		
		NTH - Northumberland	Hemlock	Logs	31	196	251	271	975
				Pulpwood		37			
		Red Pine	Logs			149			
			Hemlock	Logs	25			126	201
		Studwood		45					
		Red Pine		Logs	1,061	887	2,100	324	40
			Studwood	92					
			White Pine	Logs				90	
		YSC - York Sunbury Charlotte	Hemlock	Logs	2,818	1,915	2,185	1,573	875
				Pulpwood		177			
			Studwood	Logs	312				
				Logs	5,889	1,398	1,233	586	138
			Studwood	471					
Total				10,925	6,737	6,911	3,436	2,800	
Total				26,356	20,450	25,203	18,581	25,102	
Maibec - Balmoral	Crown Land	01 - Upsalquitch	Cedar	Logs			796	1,797	
				Shinglewood	12,072	6,829	5,244	379	4,638
				Tree Length				5,728	
		03 - Nepisiguit - Miramichi	Cedar	Logs			546		
				Shinglewood	10,704	8,192	2,991		2,006
				Tree Length				2,143	
		05 - Kent	Cedar	Shinglewood	92	79			
	09 - Carleton - Restigouche - Tobique	Cedar	Shinglewood		26			150	
			Tree Length				37		
	Total				22,868	15,126	9,577	8,287	8,591
	Import	Québec	Cedar	Shinglewood	5,774	1,494			355
Tree Length							208		
Total				5,774	1,494		208	355	

Table 5. Total Roundwood Deliveries to Licensee/Sub-Licensee Mills by Source

Mill	Overall Source	Wood_Source	Species	Product	Operating Year				
					2017	2016	2015	2014	2013
Maibec - Balmoral	Industrial Freehold	Acadian Timber	Cedar	Shinglewood	1,350	1,065			
		J.D. Irving	Cedar	Shinglewood	1,282	1,894			62
		Junction Lumber	Cedar	Shinglewood		143		1,211	
		Total			2,632	3,102		1,211	62
	Marketing Board	MAD - Madawaska	Cedar	Shinglewood		55			
		NSH - North Shore	Cedar	Shinglewood	2,474	1,706	358		726
				Tree Length				977	
		NTH - Northumberland	Cedar	Shinglewood		410			
	Tree Length						56		
	Total			2,474	2,171	358	1,033	726	
	Total			33,748	21,893	9,935	10,739	9,734	
	Maritime Fibre and Energy Ltd.	Crown Land	08 - York	Spruce, Fir, Jack Pine	Logs				
Total									5,109
Marketing Board		YSC - York Sunbury Charlotte	Spruce, Fir, Jack Pine	Logs					10,531
		Total							10,531
Total								15,640	
Marwood Ltd. - Tracyville	Crown Land	07 - Queens - Charlotte - Fundy	Red Pine	Poles	528	654	292	657	3,552
				Pulpwood	1,095	1,167	753	204	465
				Tree Length	195	527		444	1,941
		08 - York	Red Pine	Pulpwood	2,123	91	1,128	1,402	207
	Total			3,941	2,439	2,173	2,707	6,165	
	Federal Land	Acadia Research Forest	Red Pine	Poles	50			19	725
				Pulpwood	19			230	
				Tree Length					105
	Total			69			249	830	
	Import	Connecticut	Red Pine	Poles	110	978	1,230	454	2,250
		Maine	Red Pine	Poles	80		1,000		
		New York	Red Pine	Poles	116	2,158	4,920	4,857	217
		South Carolina	Red Pine	Poles				1,066	744
	Total			306	3,136	7,150	6,377	3,211	
Industrial	Acadian Timber	Red Pine	Poles		69				

Table 5. Total Roundwood Deliveries to Licensee/Sub-Licensee Mills by Source

Mill	Overall Source	Wood_Source	Species	Product	Operating Year						
					2017	2016	2015	2014	2013		
Marwood Ltd. - Tracyville	Industrial Freehold	J.D. Irving	Hemlock	Tree Length			127				
			Red Pine	Pulpwood	1,045	2,175	108				
		Total			1,045	2,244	235				
	Marketing Board	CVC - Carleton Victoria	Red Pine	Poles		241					
				Pulpwood	88	274	1,155				
				Tree Length		19					
		NTH - Northumberland	Red Pine	Pulpwood		226					
		SNB - Southern New Brunswick	Red Pine	Poles	474	209	198	323	100		
				Pulpwood	837	44	106	126			
				Tree Length		53		177	67		
		YSC - York Sunbury Charlotte	Red Pine	Poles	366	95	637	1,228	41		
				Pulpwood	1,020	15	738	1,940	605		
				Tree Length	32	37		300	6		
		Total			2,817	1,213	2,834	4,094	819		
		Total			8,178	9,032	12,392	13,427	11,025		
		Miramichi Lumber Products Inc.	Crown Land	03 - Nepisiguit - Miramichi	Spruce, Fir, Jack Pine	Logs				39,717	51,247
						Studwood				12,000	
Total								51,717	51,247		
Industrial Freehold	J.D. Irving		Spruce, Fir, Jack Pine	Logs					4,931		
	Total								4,931		
Marketing Board	NTH - Northumberland		Spruce, Fir, Jack Pine	Logs					9,483		
				Studwood				1,161			
	SENB - South East New Bru..		Spruce, Fir, Jack Pine	Studwood				2,552			
	YSC - York Sunbury Charlotte		Spruce, Fir, Jack Pine	Studwood				1,162			
Total								4,875	9,483		
Total							56,592	65,661			
Miramichi Timber Frames	Industrial Freehold	Fornebu Lumber	Red Pine	Logs		79					
			White Pine	Logs		393					
		Total				472					
	Marketing Board	NTH - Northumberland	Red Pine	Logs		5					
			White Pine	Logs		154					
Total					159						

Table 5. Total Roundwood Deliveries to Licensee/Sub-Licensee Mills by Source

Mill	Overall Source	Wood_Source	Species	Product	Operating Year				
					2017	2016	2015	2014	2013
Frames	Total					631			
R.F. Sadler Ltd.	Crown Land	03 - Nepisiguit - Miramichi	Mixed Hardwood	Logs	6,441	6,055	7,100	7,566	3,999
		07 - Queens - Charlotte - Fu..	Mixed Hardwood	Logs	937	1,252	2,575	1,678	3,358
		08 - York	Mixed Hardwood	Logs	1,323	1,354	1,407	824	380
		09 - Carleton - Restigouche ..	Mixed Hardwood	Logs	7,700	6,779	7,838	7,499	8,210
		Total			16,401	15,440	18,920	17,567	15,947
	Federal Land	First Nation Reserves	Mixed Hardwood	Logs	70				
		Total			70				
	Industrial Freehold	Acadian Timber	Mixed Hardwood	Logs	941	326	764	450	958
		Total			941	326	764	450	958
	Marketing Board	CVC - Carleton Victoria	Mixed Hardwood	Logs	167	58	260	56	50
		NTH - Northumberland	Mixed Hardwood	Logs		23	208		
		SENB - South East New Bru..	Mixed Hardwood	Logs				58	
		YSC - York Sunbury Charlotte	Mixed Hardwood	Logs				61	
		Total			167	81	468	175	50
Total			17,579	15,847	20,152	18,192	16,955		
Ridel Firewood	Crown Land	03 - Nepisiguit - Miramichi	Mixed Hardwood	Fuelwood	1,260				
		Total			1,260				
	Total			1,260					
SBC Cedar Inc.	Crown Land	01 - Upsalquitch	Cedar	Logs	1,784				
				Logs			1,815		
		03 - Nepisiguit - Miramichi	Cedar	Shinglewood		6,415			
				Tree Length	3,796	6,415	1,798		
		07 - Queens - Charlotte - Fundy	Cedar	Logs	2,447	2,341	1,735		
				Shinglewood		2,341			
	09 - Carleton - Restigouche ..	Cedar	Logs			666			
	Total			8,027	17,512	6,014			
	Import	Maine	Cedar	Logs	530	3,514	3,905		
				Shinglewood		3,514			
Total			530	7,028	3,905				
Industrial Freehold	Acadian Timber	Cedar	Logs	3,068	2,704	2,889			
			Shinglewood		2,704				

Table 5. Total Roundwood Deliveries to Licensee/Sub-Licensee Mills by Source

Mill	Overall Source	Wood_Source	Species	Product	Operating Year					
					2017	2016	2015	2014	2013	
SBC Cedar Inc.	Industrial Freehold	Fornebu Lumber	Cedar	Logs			451			
		H.J. Crabbe & Sons	Cedar	Logs	1,516					
				Shinglewood		3,594				
		J.D. Irving	Cedar	Logs	1,661		1,262			
				Shinglewood		1,170				
	Total			6,245	10,172	4,602				
	Marketing Board	CVC - Carleton Victoria	Cedar	Logs	678		1,961			
				Shinglewood		1,880				
		MAD - Madawaska	Cedar	Logs	21					
				Shinglewood		540				
		NTH - Northumberland	Cedar	Logs	36					
				Shinglewood		400				
		YSC - York Sunbury Charlotte	Cedar	Logs	63					
	Total			798	2,820	1,961				
Total			15,600	37,532	16,482					
Shaw Resources	Crown Land	01 - Upsalquitch	Birch (Yellow and White)	Pulpwood				19,393	6,818	
			Mixed Hardwood	Pulpwood			84			
			Mixed Softwood	Roundwood Biomass		1,418				
		03 - Nepisiguit - Miramichi	Hardwood and Poplar (..	Pulpwood			357			
			Mixed Softwood	Pulpwood	1,148			294		
			Poplar	Pulpwood				3,364		
			Spruce, Fir, Jack Pine	Roundwood Biomass			20,920			
	Total			1,148	1,418	21,361	23,051	6,818		
	Industrial Freehold	AV Cell	Mixed Softwood	Pulpwood			1,299			
		Chaleur Sawmills Associates	Hardwood and Poplar (..	Pulpwood			32			
		Total					1,331			
	Marketing Board	NSH - North Shore		Birch (Yellow and White)	Pulpwood	4,907	3,142		6,969	14,560
				Hardwood and Poplar (..	Pulpwood			21,749		
				Mixed Softwood	Pulpwood	8,162	7,906		13,871	
				Poplar	Pulpwood	8,264	6,442		13,120	18,555
				Spruce, Fir, Jack Pine	Pulpwood			24,115		12,755
		Total			21,333	17,490	45,864	33,960	45,870	

Table 5. Total Roundwood Deliveries to Licensee/Sub-Licensee Mills by Source

Mill	Overall Source	Wood_Source	Species	Product	Operating Year					
					2017	2016	2015	2014	2013	
Resources	Total				22,481	18,908	68,556	57,011	52,688	
Twin City Holdings	Crown Land	09 - Carleton - Restigouche ..	Mixed Hardwood	Fuelwood		3,000				
		Total				3,000				
	Total					3,000				
Twin Rivers Paper Company Inc. - Edmundston Mill	Crown Land	09 - Carleton - Restigouche - Tobique	Mixed Species	Roundwood Biomass		890				
			Poplar	Pulpwood					3,584	
			Spruce, Fir, Jack Pine	Pulpwood				65		
		Total					890		65	3,584
	Import	Maine	Québec	Spruce, Fir, Jack Pine	Pulpwood				104	58
				Mixed Softwood	Pulpwood		69,141			
		Total	Mixed Species	Roundwood Biomass	2,156	997				
			Spruce, Fir, Jack Pine	Pulpwood				66	358	
	Total				2,156	70,138		170	416	
	Industrial Freehold	Acadian Timber	J.D. Irving	Spruce, Fir, Jack Pine	Pulpwood				5,246	8,551
				Mixed Hardwood	Full Tree Chips				3,305	
				Spruce, Fir, Jack Pine	Pulpwood				26,292	52,767
		Total							34,843	61,318
	Marketing Board	CVC - Carleton Victoria	MAD - Madawaska	Spruce, Fir, Jack Pine	Pulpwood					177
				Mixed Species	Roundwood Biomass	11,315	10,887	5,967		
				Poplar	Pulpwood				1,946	6,843
		Total	Spruce, Fir, Jack Pine	Pulpwood				3,136	17,724	
Total				11,315	10,887	5,967	5,082	24,744		
Total				13,471	81,915	5,967	40,160	90,062		
Twin Rivers Paper Company Inc. - Plaster Rock Mill	Crown Land	01 - Upsalquitch	Spruce, Fir, Jack Pine	Logs	5,871	21,448	6,926			
			Logs	67,781	36,954	67,034	56,280	56,033		
		03 - Nepisiguit - Miramichi	Spruce, Fir, Jack Pine	Tree Length				1,221	5,660	
			Logs						91	
		07 - Queens - Charlotte - Fu..	Spruce, Fir, Jack Pine	Logs						
			Spruce, Fir, Jack Pine	Logs	107,917	126,781	64,013	79,161	51,021	
		08 - York	Spruce, Fir, Jack Pine	Tree Length		713	1,538	7,662	4,956	
			Spruce, Fir, Jack Pine	Logs	85,490	58,571	81,005	59,812	90,204	
Total	09 - Carleton - Restigouche - Tobique	Spruce, Fir, Jack Pine	Tree Length	95,750	81,877	69,040	109,856	100,356		
Total				362,809	326,344	290,777	318,522	302,570		

Table 5. Total Roundwood Deliveries to Licensee/Sub-Licensee Mills by Source

Mill	Overall Source	Wood_Source	Species	Product	Operating Year				
					2017	2016	2015	2014	2013
Twin Rivers Paper Company Inc. - Plaster Rock Mill	Federal Land	First Nation Reserves	Spruce, Fir, Jack Pine	Logs	34	34			
		Total			34	34			
	Industrial Freehold	Acadian Timber	Spruce, Fir, Jack Pine	Logs	109,500	88,483	161,254	115,535	99,336
				Studwood	501				
				Tree Length	36,316	87,179	96,888	128,013	214,056
		Fornebu Lumber	Spruce, Fir, Jack Pine	Logs	913				
		J.D. Irving	Spruce, Fir, Jack Pine	Logs				8,050	
	Total				147,230	175,662	258,142	251,598	313,392
	Marketing Board	CVC - Carleton Victoria	Spruce, Fir, Jack Pine	Logs	20,150	8,483	46,494	42,165	28,960
				Tree Length	1,575	20,841	21,778	11,621	11,526
		MAD - Madawaska	Spruce, Fir, Jack Pine	Logs		629	2,567	7,019	2,943
				Tree Length			29		
		NSH - North Shore	Spruce, Fir, Jack Pine	Logs	207	902	1,099	5,234	6,576
				Tree Length	43				45
		NTH - Northumberland	Spruce, Fir, Jack Pine	Logs	4,054	4,203	33,708	18,018	4,744
				Tree Length	218	30	101	86	
		SENB - South East New Brunswick	Spruce, Fir, Jack Pine	Logs		44	728	37	
				Tree Length			115	89	
		YSC - York Sunbury Charlotte	Spruce, Fir, Jack Pine	Logs	10,828	997	40,490	21,793	17,855
				Tree Length			472		1,806
		Total				37,075	36,129	147,581	106,062
	Total				547,148	538,169	696,500	676,182	690,417
	William F. Tompkins & Sons	Crown Land	03 - Nepisiguit - Miramichi	Mixed Hardwood	Logs	226	729		
07 - Queens - Charlotte - Fu..			Mixed Hardwood	Logs	849	1,963	1,463	350	
08 - York			Mixed Hardwood	Logs	1,436	1,370	867	320	175
09 - Carleton - Restigouche ..			Mixed Hardwood	Logs	1,753	567	1,568	1,123	2,701
Total					4,264	4,629	3,898	1,793	2,876
Industrial Freehold		Acadian Timber	Mixed Hardwood	Logs	171				
		Flakeboard	Mixed Hardwood	Logs					28
		H.J. Crabbe & Sons	Mixed Hardwood	Logs	1,187	3,159	2,125	2,549	2,257
		J.D. Irving	Mixed Hardwood	Logs		1,944	249	82	
		Total			1,358	5,103	2,374	2,631	2,285

Table 5. Total Roundwood Deliveries to Licensee/Sub-Licensee Mills by Source

Mill	Overall Source	Wood_Source	Species	Product	Operating Year				
					2017	2016	2015	2014	2013
William F. Tompkins & Sons	Marketing Board	CVC - Carleton Victoria	Mixed Hardwood	Logs	100	922	7	34	281
		YSC - York Sunbury Charlotte	Mixed Hardwood	Logs	577	653			
		Total			677	1,575	7	34	281
	Total				6,299	11,307	6,279	4,458	5,442
York North Veneer Products Inc.	Crown Land	09 - Carleton - Restigouche - Tobique	Mixed Hardwood	Logs		600			744
				Veneer			650	306	
		Total				600	650	306	744
	Industrial Freehold	Acadian Timber	Mixed Hardwood	Logs		3,800	3,183		
				Veneer				4,280	
		Total				3,800	3,183	4,280	
	Marketing Board	YSC - York Sunbury Charlotte	Mixed Hardwood	Veneer		664	85		
		Total				664	85		
Total					5,064	3,918	4,586	744	
Grand Total					9,468,152	9,991,160	9,712,711	9,144,008	9,453,466

Table 6. Residue Production by Destination

Units (Residue Pro..)	Mill (Residue Prod.)	Destination_Type	Destination Location	Species (Residue Pro..)	Product (Residue Prod.)	Operating Year (Residue Production)						
						2017	2016	2015	2014	2013		
Cubic Metres	Arbec Forest Products	Domestic Location	New Brunswick	Hardwood	Sawdust		4,843	2,103				
					Shavings		1,779	1,794				
				Softwood	Sawdust		2,763	1,296				
					Shavings		1,014	1,107				
		Export	Nova Scotia	Hardwood	Sawdust				28			
				Softwood	Sawdust				16			
			Québec	Hardwood	Sawdust				33			
				Softwood	Sawdust				19			
		Mill	New Brunswick	Hardwood	Sawdust	43,429	36,403	33,004				
				Softwood	Sawdust		16,347	20,344				
	Total						43,429	63,149	59,744			
	AV Cell Inc.	Mill	New Brunswick	Hardwood	Pulpwood Chips					232,937		
		Total									232,937	
	Chaleur Sawmills Associates	Domestic Location	New Brunswick	Softwood	Shavings				1,770	248		
					Export	Nova Scotia	Softwood	Sawmill Chips			3,553	5,366
		Export	Port of Belledune - Unknow..	Softwood	Sawmill Chips		2,580					
					Québec	Softwood	Shavings	1,680	1,226	20,913	21,391	19,017
					Mill	New Brunswick	Softwood	Sawdust	31,409	34,560	29,158	30,172
		Sawmill Chips	185,058	190,463				201,532	197,427	198,758		
		Shavings				7,935	7,686	474	359	1,277		
	Total						226,082	236,515	252,077	254,672	256,650	
	Clair Industrial Development Corp. Ltd.	Export	Maine	Softwood	Sawmill Chips			7,849	4,526	7,515		
			Québec	Softwood	Sawmill Chips	109,540		3,684	3,325	8,625		
		Total						109,540		11,533	7,851	16,140
	Delco Forest Products Ltd.	Domestic Location	New Brunswick	Softwood	Sawdust	20,194	17,949	8,934	8,884	9,179		
					Shavings	11,154	20,747	1,496	3,689	5,676		
		Export	Nova Scotia	Softwood	Pulpwood Chips	874	118,819			49,553		
Sawdust							2,766		1,370			
Sawmill Chips					134,050		99,207	99,636	72,602			
Mill		New Brunswick	Softwood	Sawdust			6,094	7,269	1,507			
				Shavings			8,212	4,509	8,772			
Total						166,272	157,515	126,709	123,987	148,659		
Devon Lumber Co. Ltd.	Domestic Location	New Brunswick	Softwood	Sawdust		723	2,033	993	952			
				Shavings		7,931	433	383	318			

Table 6. Residue Production by Destination

Units (Residue Pro..)	Mill (Residue Prod.)	Destination_Type	Destination Location	Species (Residue Pro..)	Product (Residue Prod.)	Operating Year (Residue Production)				
						2017	2016	2015	2014	2013
Cubic Metres	Devon Lumber Co. Ltd.	Export	Maine	Softwood	Sawdust					2,672
					Sawmill Chips			4,463	29,944	1,644
		Mill	New Brunswick	Softwood	Sawdust				462	115
					Sawmill Chips	26,825	30,737	28,785	4,389	34,172
					Shavings	2,436	3,133	12,509	2,765	4,225
	Total				29,261	42,524	48,223	38,936	44,098	
	Eric Goguen & Sons Ltd.	Domestic Location	New Brunswick	Softwood	Sawdust	3,406	2,993	2,477	2,451	2,593
					Shavings	774	116	697	516	851
		Export	Nova Scotia	Softwood	Sawmill Chips	7,018	2,982	4,899	4,567	7,224
					Sawdust	39	279	160	343	635
		Mill	New Brunswick	Softwood	Sawmill Chips	5,924	11,437	7,296	6,754	5,699
	Shavings				2,603	4,407	3,253	3,233	1,548	
	Total				19,764	22,214	18,782	17,864	18,550	
	Fornebu Lumber Company Inc.- Bathurst Sawmill	Domestic Location	New Brunswick	Softwood	Sawdust	1,028	963	697	740	270
					Shavings	9,569	751	578	934	846
		Export	Maine	Softwood	Sawmill Chips				3,674	
					Sawdust				1,289	
			Nova Scotia	Softwood	Sawmill Chips	4,822			1,741	16,510
					Sawdust		58,889	65,102		
			Port of Belledune - Unknow..	Softwood	Sawmill Chips			1,391		
			Port of Dalhousie - Unknow..	Softwood	Sawmill Chips					
		Québec	Softwood	Sawdust	13,236	19,825	22,856	26,974	27,845	
				Sawmill Chips	42,267	38,750	51,113	52,540	45,039	
				Shavings	13,886	16,706	11,886	11,251	14,224	
		Mill	New Brunswick	Softwood	Sawdust	24,545	18,353	15,318	16,030	14,112
					Sawmill Chips	124,911	52,682	18,381	97,171	104,665
	Shavings					4,007	8,519	10,578	8,099	
Total				234,264	210,926	195,841	222,922	231,610		
Garant, Div. of Hanson Kidde Canada Inc.	Export	Maine	Hardwood	Sawdust	5,650					
				Sawmill Chips	5,650			2,260	5,125	
	Mill	New Brunswick	Hardwood	Sawdust				9,450		
				Sawmill Chips		6,718	2,679	5,670	5,382	
			Softwood	Pulpwood Chips			4,569			
Shavings			13,065							
Total				11,300	6,718	20,313	17,380	10,507		

Table 6. Residue Production by Destination

Units (Residue Pro..)	Mill (Residue Prod.)	Destination_Type	Destination Location	Species (Residue Pro..)	Product (Residue Prod.)	Operating Year (Residue Production)					
						2017	2016	2015	2014	2013	
Cubic Metres	Groupe Savoie Inc.	Domestic Location	New Brunswick	Hardwood	Pulpwood Chips			19,624			
		Export	Port of Dalhousie - Unknown Export	Hardwood	Sawdust				15,935		
					Sawmill Chips					14,074	
			Québec	Hardwood	Pulpwood Chips	163,119	165,211	153,661			
		Mill	New Brunswick	Hardwood	Sawdust				174,901		
					Sawmill Chips					151,087	
					Pulpwood Chips	59,286	60,539	29,750			
					Sawdust		111,111				
					Sawmill Chips					73,696	
				Softwood	Sawmill Chips		211				
	Total					232,891	337,072	288,955	239,018	238,857	
	H. J. Crabbe & Sons Ltd.	Export	Maine	Softwood	Sawdust					660	
					Sawmill Chips	25,634	29,185	34,107	50,208	38,551	
		Mill	New Brunswick	Softwood	Sawdust		36,355		21,397	22,016	
					Sawmill Chips	30,388	83,923	22,655	9,777	19,081	
					Shavings	17,798		20,694			
	Total				73,820	149,463	77,456	81,382	80,308		
	J.D. Irving - Baker Brook	Domestic Location	New Brunswick	Softwood	Sawdust	5					
					Sawmill Chips	65					
					Shavings	1,149	700	133	374	766	
		Export	Maine	Softwood	Sawdust					3,506	
					Sawmill Chips	59	132	6,695	16,489	6,004	
			Québec	Softwood	Sawdust			1,673			
		Mill	New Brunswick	Softwood	Sawmill Chips	10,245	13,055	14,304	5,735	6,109	
					Shavings	1,100	704	1,697	2,068	925	
					Sawdust			530			
					Sawmill Chips	5		5,689		16,414	
			Shavings	290			3,473	144			
Total				12,918	14,591	30,721	28,139	33,868			
J.D. Irving - Chip Plant - Sussex	Mill	New Brunswick	Hardwood	Pulpwood Chips	70,507	50,138	30,125		10,539		
			Softwood	Pulpwood Chips	404,851	421,342	389,312	506,621	420,733		
	Total				475,358	471,480	419,437	506,621	431,272		
J.D. Irving - Clair	Export	Québec	Hardwood	Shavings				988			

Table 6. Residue Production by Destination

Units (Residue Pro..)	Mill (Residue Prod.)	Destination_Type	Destination Location	Species (Residue Pro..)	Product (Residue Prod.)	Operating Year (Residue Production)					
						2017	2016	2015	2014	2013	
Cubic Metres	J.D. Irving - Clair	Mill	New Brunswick	Hardwood	Shavings				17		
		Total							1,005		
	J.D. Irving - Grand Lake Timber	Domestic Location	New Brunswick	Softwood	Sawdust	31,738	880	10,405	314	4,887	
					Shavings	736	717	889	635	1,197	
		Export	Maine	Softwood	Sawdust					971	
					Nova Scotia	Softwood	Sawdust		8,282	5,131	1,018
					Prince Edward Island	Softwood	Sawdust			111	
		Mill	New Brunswick	Softwood	Shavings		137	40			
					Sawdust	43,022	42,894	28,254	6,590	19,716	
					Sawmill Chips	423,913	402,158	312,340	149,832	241,465	
			Total				546,211	493,233	405,394	196,011	305,428
		J.D. Irving - Kedgwick	Domestic Location	New Brunswick	Softwood	Shavings				160	
	Sawdust							3,119			
	Export		Québec	Softwood	Sawdust	11,490	15,233	18,276	20,740	12,452	
					Sawmill Chips		1,685				
					Shavings	4,437	4,039	4,592	4,700	3,857	
	Mill		New Brunswick	Softwood	Sawdust	340	1,205	3,178	4,054		
					Sawmill Chips	160,391	151,361	144,962	136,229	127,068	
		Total				176,658	173,523	174,127	165,883	143,377	
	J.D. Irving - Russell & Swim Mill	Domestic Location	New Brunswick	Softwood	Sawmill Chips				36		
					Shavings				121		
		Mill	New Brunswick	Softwood	Sawdust		1,230				
					Sawmill Chips	38,380	38,406	39,198	37,952	36,203	
					Shavings	1,054		563	638	1,806	
		Total				39,434	39,636	39,761	38,747	38,009	
	J.D. Irving - Sawmill - Sussex	Domestic Location	New Brunswick	Softwood	Sawdust	4,562	4,542	6,043	4,125	5,268	
					Sawdust					7,027	
		Export	Maine	Softwood	Sawdust						
Nova Scotia					Softwood	Sawdust	401	3,680	14,712	10,685	2,995
Prince Edward Island					Softwood	Sawdust	141				
Mill		New Brunswick	Softwood	Sawdust	6,595	5,236	3,868	4,121	4,470		
				Sawmill Chips	262,069	268,628	279,590	283,787	259,713		
	Total				273,768	282,086	304,213	302,718	279,473		
J.D. Irving - St.	Domestic Location	New Brunswick	Softwood	Sawdust					253		

Table 6. Residue Production by Destination

Units (Residue Pro.. Cubic Metres)	Mill (Residue Prod.)	Destination_Type	Destination Location	Species (Residue Pro..)	Product (Residue Prod.)	Operating Year (Residue Production)					
						2017	2016	2015	2014	2013	
	J.D. Irving - St. Leonard	Domestic Location	New Brunswick	Softwood	Sawmill Chips	1,932					
					Shavings	304	879	181	724	1,317	
		Export	Maine	Softwood	Sawdust	14,384	5,527	8,362	9,665	42,517	
					Shavings					41	
			Nova Scotia	Softwood	Sawdust				5,516		
					Sawdust	42,848	43,233	65,390	35,608	31,956	
		Québec	Softwood	Sawmill Chips	147,860	2,157	101,172	78,558	151,278		
				Shavings	36,926	31,806	34,958	17,651	19,594		
		Mill	New Brunswick	Softwood	Sawdust	28,243	18,711	19,820	58,202	36,286	
					Sawmill Chips	386,166	416,750	406,563	381,202	321,875	
	Shavings				11,889	19,195	14,488	23,159	15,570		
	Total						670,552	538,258	650,934	610,285	620,687
	J.D. Irving - Veneer Siding	Domestic Location	New Brunswick	Hardwood	Sawdust				62	24	
					Port of Dalhousie - Unknow..	Hardwood	Sawmill Chips				
		Export	Québec	Hardwood	Sawdust	21,749	21,677	20,062	18,666	17,583	
					Sawmill Chips	31,702	27,481	33,282	29,691	32,390	
		Mill	New Brunswick	Hardwood	Sawdust	7,545	8,137	4,977	1,086	5,481	
					Sawmill Chips	32,793	38,339	32,099	41,490	37,176	
				Softwood	Sawmill Chips	39					
	Total						93,828	95,634	90,420	90,995	93,357
John W. Jamer Ltd.	Export	Maine	Softwood	Sawdust			1,112				
				Sawmill Chips			1,149	546	948		
	Mill	New Brunswick	Softwood	Sawdust			38				
				Sawmill Chips			333	375	256		
			Shavings				748	718			
Total								2,632	1,669	1,922	
Junction Lumber Products Inc.	Domestic Location	New Brunswick	Softwood	Sawmill Chips			4,281				
				Shavings	14,762	17,028					
Total						14,762	17,028	4,281			
Lattes Waska Lath Inc.	Export	Maine	Softwood	Sawmill Chips				3,634			
				Sawdust			781	1,448	1,366		
		Québec	Hardwood	Sawmill Chips			278	481	359		
	Softwood			Sawmill Chips				383			
Total								1,059	5,946	1,725	

Table 6. Residue Production by Destination

Units (Residue Pro.. Cubic Metres)	Mill (Residue Prod.)	Destination_Type	Destination Location	Species (Residue Pro..)	Product (Residue Prod.)	Operating Year (Residue Production)					
						2017	2016	2015	2014	2013	
Cubic Metres	Littles Lumber (Ashmore - Harvey)	Domestic Location	New Brunswick	Hardwood	Shavings				293		
				Softwood	Sawdust		215	111	78		
					Sawmill Chips		208	603	411		
					Shavings		285	367			
		Export	Maine	Hardwood	Shavings				748		
				Softwood	Sawmill Chips				982		
		Nova Scotia	Softwood	Sawmill Chips		8,313		4,492	5,662		
			Mill	New Brunswick	Hardwood	Shavings			1,484		
		Softwood			Sawdust		4,036		4,144	3,817	
					Shavings		1,675			3,148	
	Total							14,732	1,081	12,632	12,627
	Maibec - Balmoral	Domestic Location	New Brunswick	Softwood	Sawdust		71,000				
						Total					
	Maritime Fibre and Energy Ltd.	Domestic Location	New Brunswick	Softwood	Shavings					361	
					Shavings					3,031	
Mill		New Brunswick	Softwood	Sawmill Chips					495		
				Shavings						3,887	
Total											
Marwood Ltd. - Tracyville	Domestic Location	New Brunswick	Softwood	Shavings		514					
				Sawdust				22,174	13,015	13,719	
	Mill	New Brunswick	Softwood	Sawmill Chips				5,817			
				Shavings		25,841	24,996		5,576	11,133	
Total						26,355	24,996	22,174	24,408	24,852	
Miramichi Lumber Products Inc.	Domestic Location	New Brunswick	Softwood	Sawdust					359	648	
				Sawmill Chips					1,140		
				Shavings					1,918	10,394	
	Export	Maine	Softwood	Sawmill Chips					1,377		
				Shavings						999	
		Nova Scotia	Softwood	Sawdust					488		
	Sawmill Chips							2,834	2,748		
	Mill	New Brunswick	Softwood	Sawdust					12,344	13,135	
				Sawmill Chips						35,707	
				Shavings						3,390	
Total									20,460	67,021	
Miramichi Timber	Domestic Location	New Brunswick	Softwood	Shavings			13				

Table 6. Residue Production by Destination

Units (Residue Pro.. Cubic Metres	Mill (Residue Prod.) Frames	Destination_Type	Destination Location	Species (Residue Pro..	Product (Residue Prod.)	Operating Year (Residue Production)				
						2017	2016	2015	2014	2013
		Total					13			
	Private Fuelwood Sales	Domestic Location	New Brunswick	Softwood	Pulpwood Chips			803		
		Total						803		
	R.F. Sadler Ltd.	Domestic Location	New Brunswick	Hardwood	Sawdust			607		
Sawmill Chips					4,732	277		3,849	3,181	
Shavings					1,220					
Export		Maine	Hardwood	Sawmill Chips			573	4,256		
Mill		New Brunswick	Hardwood	Sawdust			1,997			
				Sawmill Chips		638	5,238			
	Total				5,952	915	7,842	4,422	7,437	
	Twin Rivers Paper Company Inc. - Edmundston Mill	Domestic Location	New Brunswick	Softwood	Sawdust	914				
Export		Maine	Softwood	Sawdust			327			
Mill		New Brunswick	Softwood	Sawdust	4,616	7,932				
Total					5,530	8,259				
	Twin Rivers Paper Company Inc. - Plaster Rock Mill	Domestic Location	New Brunswick	Softwood	Pulpwood Chips	234,906	218,149			
Sawdust						52,574	738	119		
Shavings					40,070		3,411	3,468		
Export		Maine	Softwood	Sawdust					20,876	
		Québec	Softwood	Sawdust			14,888	2,426		
Mill		New Brunswick	Softwood	Shavings			2,092	4,166	1,552	
				Sawdust			13,255	2,907	10,383	
				Sawmill Chips			311,185	309,075	247,196	
		Total				274,976	270,723	364,735	336,375	280,007
	William F. Tompkins & Sons	Domestic Location	New Brunswick	Hardwood	Sawdust		81	203	1,088	
Sawmill Chips					2,209	3,993		848		
Mill		New Brunswick	Hardwood	Sawmill Chips			1,905			
	Total				2,209	4,074	2,108	1,936		
	Total				3,836,134	3,675,277	3,621,355	3,585,201	3,390,328	
Metric Tonnes	Arbec Forest Products	Domestic Location	New Brunswick	Softwood	Bark / Hogfuel	52,583	31,279	22,319	24,211	31,192
		Export	Nova Scotia	Softwood	Bark / Hogfuel			6,423	7,540	3,658
		Mill	New Brunswick	Softwood	Bark / Hogfuel	95,566	56,153	56,803	44,884	41,894
		Total				148,149	87,432	85,545	76,635	76,744
	AV Cell Inc.	Mill	New Brunswick	Hardwood	Bark / Hogfuel	28,262	32,151	33,144	37,270	

Table 6. Residue Production by Destination

Units (Residue Pro..)	Mill (Residue Prod.)	Destination_Type	Destination Location	Species (Residue Pro..)	Product (Residue Prod.)	Operating Year (Residue Production)					
						2017	2016	2015	2014	2013	
	AV Cell Inc.	Total				28,262	32,151	33,144	37,270		
	AV Nackawic Inc.	Mill	New Brunswick	Hardwood	Bark / Hogfuel	149,109	132,066	118,380			
					Softwood	Bark / Hogfuel				194,524	
		Total				149,109	132,066	118,380	194,524		
	Canusa Cedar Inc.	Export	Québec	Softwood	Bark / Hogfuel		5,950			50	
			Mill	New Brunswick	Softwood	Bark / Hogfuel		2,275			
		Total					8,225		50		
	Chaleur Sawmills Associates	Domestic Location	New Brunswick	Softwood	Bark / Hogfuel	31,869			33,006	34,798	
			Mill	New Brunswick	Softwood	Bark / Hogfuel	39,948	18,798	20,318	22,427	19,105
		Total				71,817	18,798	20,318	55,433	53,903	
	Clair Industrial Development Corp. Ltd.	Export	Maine	Softwood	Bark / Hogfuel		16,395	16,501	11,436	22,657	
				Québec	Softwood	Bark / Hogfuel		126,512	111,471	100,702	104,694
		Total					142,907	127,972	112,138	127,351	
	Delco Forest Products Ltd.	Domestic Location	New Brunswick	Softwood	Bark / Hogfuel	23,422	17,136	11,974		6,630	
			Export	Nova Scotia	Softwood	Bark / Hogfuel	345		1,934		7,179
			Mill	New Brunswick	Softwood	Bark / Hogfuel			16,254		
		Total				23,767	17,136	30,162		13,809	
	Devon Lumber Co. Ltd.	Domestic Location	New Brunswick	Softwood	Bark / Hogfuel	7,392	5,612	9,303	5,252	130	
			Export	Maine	Softwood	Bark / Hogfuel	2,394	3,732	3,263	6,220	8,903
			Mill	New Brunswick	Softwood	Bark / Hogfuel		1,744	2,004	6,105	10,657
		Total				9,786	11,088	14,570	17,577	19,690	
	Eric Goguen & Sons Ltd.	Domestic Location	New Brunswick	Softwood	Bark / Hogfuel	1,730	1,215	850	1,100	1,065	
			Mill	New Brunswick	Softwood	Bark / Hogfuel		207	878	149	200
		Total				1,730	1,422	1,728	1,249	1,265	
	Flakeboard - St. Stephen	Domestic Location	New Brunswick	Hardwood	Bark / Hogfuel	12,020			14		
			Export	Maine	Hardwood	Bark / Hogfuel	110	211	1,977		
				Nova Scotia	Hardwood	Bark / Hogfuel	554	1,442	257		
			Mill	New Brunswick	Hardwood	Bark / Hogfuel	4,782	3,345	8,786		
			Softwood		Bark / Hogfuel				13,480	11,286	
		Total				17,466	4,998	11,034	13,480	11,286	
	Fornebu Lumber Company Inc.- Bathurst Sawmill	Domestic Location	New Brunswick	Softwood	Bark / Hogfuel	6,740	14,533	11,233	18,123	2,041	
			Export	Nova Scotia	Softwood	Bark / Hogfuel	1,280				
			Mill	New Brunswick	Softwood	Bark / Hogfuel	37,469	42,667	34,134	43,650	51,790
		Total				45,489	57,200	45,367	61,773	53,831	

Metric
Tonnes

Table 6. Residue Production by Destination

Units (Residue Pro..)	Mill (Residue Prod.)	Destination_Type	Destination Location	Species (Residue Pro..)	Product (Residue Prod.)	Operating Year (Residue Production)					
						2017	2016	2015	2014	2013	
Metric Tonnes	Garant, Div. of Hanson Kidde Canada Inc.	Export	Maine	Hardwood	Bark / Hogfuel					136	
		Mill	New Brunswick	Hardwood	Bark / Hogfuel		612		1,000	680	
		Total						612		1,000	816
	Groupe Savoie Inc.	Export	Québec	Hardwood	Bark / Hogfuel	496	2,729				3,326
		Mill	New Brunswick	Hardwood	Bark / Hogfuel	51,210	73,473	62,209	57,385		55,027
		Total				51,706	76,202	62,209	57,385		58,353
	H. J. Crabbe & Sons Ltd.	Domestic Location	New Brunswick	Softwood	Bark / Hogfuel	204	158		936		1,072
		Export	Maine	Softwood	Bark / Hogfuel	3,245	7,677	12,754	4,419		8,903
		Mill	New Brunswick	Softwood	Bark / Hogfuel	15,256	11,297	5,051	9,582		
		Total				18,705	19,132	17,805	14,937		9,975
	J.D. Irving - Baker Brook	Domestic Location	New Brunswick	Softwood	Bark / Hogfuel	605	4,463	897	3,065		3,417
		Export	Maine	Softwood	Bark / Hogfuel	6,471	18,686	18,258	10,940		8,066
			Québec	Softwood	Bark / Hogfuel	1,163	1,349	623	3,170		5,293
		Mill	New Brunswick	Softwood	Bark / Hogfuel	46,528	24,072	10,345	20,396		16,122
	Total				54,767	48,570	30,123	37,571		32,898	
	J.D. Irving - Chip Plant - Sussex	Export	Nova Scotia	Softwood	Bark / Hogfuel	2,118					
		Mill	New Brunswick	Hardwood	Bark / Hogfuel			59,173			
				Softwood	Bark / Hogfuel	65,267	74,883		80,914		62,749
	Total				67,385	74,883	59,173	80,914		62,749	
	J.D. Irving - Grand Lake Timber	Domestic Location	New Brunswick	Softwood	Bark / Hogfuel	8,837	23,148	16,066	10,834		15,341
		Export	Maine	Softwood	Bark / Hogfuel		3,934	2,106			
			Prince Edward Island	Softwood	Bark / Hogfuel	517					
		Mill	New Brunswick	Softwood	Bark / Hogfuel	23,077	28,199	10,238	956		3,615
	Total				32,431	55,281	28,410	11,790		18,956	
	J.D. Irving - Kedgwick	Export	Maine	Softwood	Bark / Hogfuel			2,088	25		
			Québec	Softwood	Bark / Hogfuel	447					
		Mill	New Brunswick	Softwood	Bark / Hogfuel	44,712	40,593	33,290	44,931		37,777
Total				45,159	40,593	35,378	44,956		37,777		
J.D. Irving - Russell & Swim Mill	Domestic Location	New Brunswick	Softwood	Bark / Hogfuel						23	
	Mill	New Brunswick	Softwood	Bark / Hogfuel		33		2,214		2,414	
	Total					33		2,214		2,437	
J.D. Irving - Sawmill - Sussex	Domestic Location	New Brunswick	Softwood	Bark / Hogfuel	193	2,832	1,238	5,139		394	
	Export	Maine	Softwood	Bark / Hogfuel			21,920				
		Nova Scotia	Softwood	Bark / Hogfuel	6,559		59	199		724	

Table 6. Residue Production by Destination

Units (Residue Pro..)	Mill (Residue Prod.)	Destination_Type	Destination Location	Species (Residue Pro..)	Product (Residue Prod.)	Operating Year (Residue Production)				
						2017	2016	2015	2014	2013
Metric Tonnes	J.D. Irving - Sawmill - Sussex	Export	Prince Edward Island	Softwood	Bark / Hogfuel	739				
		Mill	New Brunswick	Softwood	Bark / Hogfuel	63,930	68,207	45,616	67,262	60,883
		Total				71,421	71,039	68,833	72,600	62,001
	J.D. Irving - St. Leonard	Domestic Location	New Brunswick	Softwood	Bark / Hogfuel		51		527	
		Export	Maine	Softwood	Bark / Hogfuel	49,133	96,980	31,072		7,276
			Québec	Softwood	Bark / Hogfuel	8,819	11,144	273		
		Mill	New Brunswick	Softwood	Bark / Hogfuel	51,215	29,539	47,344	53,478	58,218
		Total				109,167	137,714	78,689	54,005	65,494
	J.D. Irving - Veneer Siding	Domestic Location	New Brunswick	Hardwood	Bark / Hogfuel				123	
		Export	Maine	Hardwood	Bark / Hogfuel	2,216	7,061	9,718	14,735	18,473
			Québec	Hardwood	Bark / Hogfuel	67				
		Mill	New Brunswick	Hardwood	Bark / Hogfuel	22,173	15,386	8,808	4,150	
		Total				24,456	22,447	18,526	19,008	18,473
	John W. Jamer Ltd.	Export	Maine	Softwood	Bark / Hogfuel			417	469	191
		Mill	New Brunswick	Softwood	Bark / Hogfuel			57	57	886
		Total						474	526	1,077
	Junction Lumber Products Inc.	Domestic Location	New Brunswick	Softwood	Bark / Hogfuel			1,275	3,625	3,990
		Total						1,275	3,625	3,990
	Lattes Waska Lath Inc.	Export	Maine	Hardwood	Bark / Hogfuel			13		
			Québec	Hardwood	Bark / Hogfuel					742
				Softwood	Bark / Hogfuel				1,149	
		Total						13	1,149	742
	Littles Lumber (Ashmore - Harvey)	Domestic Location	New Brunswick	Hardwood	Bark / Hogfuel				85	
				Softwood	Bark / Hogfuel		193	316		299
		Export	Maine	Hardwood	Bark / Hogfuel				1,993	
				Softwood	Bark / Hogfuel		2,241			2,860
		Mill	New Brunswick	Hardwood	Bark / Hogfuel				1,549	
			Softwood	Bark / Hogfuel		791			884	
		Total					3,225	316	3,627	4,043
	Maibec - Balmoral	Domestic Location	New Brunswick	Softwood	Bark / Hogfuel			8,392		
		Export	Québec	Softwood	Bark / Hogfuel		7,561			
		Mill	New Brunswick	Softwood	Bark / Hogfuel				13,730	8,480
		Total					7,561	8,392	13,730	8,480
	Maritime Fibre	Domestic Location	New Brunswick	Softwood	Bark / Hogfuel					593

Table 6. Residue Production by Destination

Units (Residue Pro.. Metric Tonnes	Mill (Residue Prod.)	Destination_Type	Destination Location	Species (Residue Pro..	Product (Residue Prod.)	Operating Year (Residue Production)				
						2017	2016	2015	2014	2013
	and Energy Ltd.	Total								593
	Marwood Ltd. - Tracyville	Domestic Location	New Brunswick	Softwood	Bark / Hogfuel					1,065
		Mill	New Brunswick	Softwood	Bark / Hogfuel	2,470	1,710	1,170	2,640	5,442
		Total				2,470	1,710	1,170	2,640	6,507
	Miramichi Lumber Products Inc.	Domestic Location	New Brunswick	Softwood	Bark / Hogfuel				4,138	
		Mill	New Brunswick	Softwood	Bark / Hogfuel				370	
		Total							4,508	
	Miramichi Timber Frames	Domestic Location	New Brunswick	Softwood	Bark / Hogfuel		7			
		Total					7			
	R.F. Sadler Ltd.	Export	Maine	Hardwood	Bark / Hogfuel	3,245	1,911	2,186	2,954	4,578
		Mill	New Brunswick	Hardwood	Bark / Hogfuel		4,651			
		Total				3,245	6,562	2,186	2,954	4,578
	SBC Cedar Inc.	Domestic Location	New Brunswick	Softwood	Bark / Hogfuel		30,000			
		Export	Québec	Softwood	Bark / Hogfuel		85,000			
		Total					115,000			
	Twin Rivers Paper Company Inc. - Plaster Rock Mill	Domestic Location	New Brunswick	Softwood	Bark / Hogfuel	52,778	42,171			1,885
		Mill	New Brunswick	Softwood	Bark / Hogfuel			68,490	84,346	66,127
		Total				52,778	42,171	68,490	84,346	68,012
	William F. Tompkins & Sons	Domestic Location	New Brunswick	Hardwood	Bark / Hogfuel	1,085	1,365		247	2,518
		Export	Maine	Hardwood	Bark / Hogfuel		2,176	1,686		
		Total				1,085	3,541	1,686	247	2,518
	Total					1,030,350	1,239,706	971,368	1,083,861	828,348

Table 7. Domestic Residue Delivery by Source

Units (ResDel)	Mill (Residue Delivery)	Overall Source (Residue Delivery)	Species Group (Resid..)	Product (Residue Delivery)	Operating Year (Residue Delivery)				
					2017	2016	2015	2014	2013
Cubic Metres	AV Cell Inc.	Domestic Location	Softwood	Sawmill Chips				33,823	10,011
		Mill	Hardwood	Sawdust	319				
				Sawmill Chips	58,388	85,135	59,267	32,276	100,479
			Shavings		1,418				
			Softwood	Sawdust					2,227
				Sawmill Chips	308,021	267,802	230,190	195,434	241,191
		Total			366,728	354,355	289,457	261,533	353,908
	AV Nackawic Inc.	Crown Land	Hardwood	Pulpwood Chips			37,524		
		Mill	Hardwood	Pulpwood Chips				3,486	
				Sawmill Chips	65,816	53,593	37,025	1,781	2,300
	Total			65,816	53,593	74,549	5,267	2,300	
	Chaleur Sawmills Associates	Mill	Softwood	Sawdust				9,864	9,590
				Shavings				4,521	8,256
	Total							14,385	17,846
	Delco Forest Products Ltd.	Mill	Softwood	Sawdust				1,137	1,480
				Shavings				1,137	1,566
	Total							2,274	3,046
	Flakeboard - St. Stephen	Domestic Location	Softwood	Sawmill Chips				408	
				Shavings	1,145			1,308	
		Mill	Hardwood	Pulpwood Chips			4,992		
				Sawdust				9,023	10,301
				Sawmill Chips	474	1,147		6,288	7,910
			Shavings	10,163	7,239				
			Softwood	Pulpwood Chips			4,569		
		Sawdust		32,086	34,514	33,508	30,718	29,107	
		Shavings		113,179	129,782	135,808	128,019	113,681	
		Total			157,047	172,682	178,877	175,764	160,999
Fornebu Lumber Company Inc.- Bathurst Sawmill	Mill	Softwood	Sawdust		8,409			8,220	
			Shavings		7,998	12,126	12,900	2,740	
Total				16,407	12,126	12,900	10,960		
Groupe Savoie Inc.	Mill	Hardwood	Sawdust	1,598	1,606		9,200	39,143	

Table 7. Domestic Residue Delivery by Source

Units (ResDel)	Mill (Residue Delivery)	Overall Source (Residue Delivery)	Species Group (Resid..)	Product (Residue Delivery)	Operating Year (Residue Delivery)					
					2017	2016	2015	2014	2013	
Cubic Metres	Groupe Savoie Inc.	Mill	Hardwood	Shavings	376					
			Softwood	Sawdust	45,281	49,090	52,227		56,742	
		Shavings		8,059				43,536		
	Total					55,314	50,696	52,227	9,200	139,421
	H. J. Crabbe & Sons Ltd.	Mill	Softwood	Sawdust				22,768		
				Sawmill Chips				18,085		
				Shavings	152			2,817		
	Total					152		43,670		
	J.D. Irving - IP&P	Domestic Location	Softwood	Pulpwood Chips			370			
		Mill	Hardwood	Pulpwood Chips	62,305	47,810	22,009	5,008	19,430	
				Sawdust	5,100					
				Sawmill Chips	2,327	669	4,669			
			Softwood	Pulpwood Chips	386,838	402,600	364,449	449,706	389,261	
				Sawdust	187,874					
				Sawmill Chips	239,206	331,223	290,949	132,607	132,782	
	Total					883,650	782,672	682,076	587,321	541,473
	J.D. Irving - Irving Paper	Mill	Softwood	Pulpwood Chips	43	40	7,584		13,276	
				Sawmill Chips	661,957	602,277	519,388	612,384	520,458	
		Total					662,000	602,317	526,972	612,384
	J.D. Irving - Utopia Mill	Mill	Hardwood	Pulpwood Chips	4,832	41	6,740	65	36	
Sawmill Chips					612					
Total					4,832	653	6,740	65	36	
Marwood Ltd. - Tracyville	Mill	Softwood	Sawdust			21,105	15,822			
			Sawmill Chips				5,817			
			Shavings			1,069	5,576			
	Total							22,174	27,215	
Shaw Resources	Mill	Hardwood	Pulpwood Chips			2,733				
			Sawdust					692		
		Softwood	Sawdust	3,706		7,652	68,072	55,781		
	Shavings		94,910	88,051	60,805	13,975	17,929			
Total					98,616	88,051	71,190	82,047	74,402	

Table 7. Domestic Residue Delivery by Source

Units (ResDel)	Mill (Residue Delivery)	Overall Source (Residue Delivery)	Species Group (Resid..)	Product (Residue Delivery)	Operating Year (Residue Delivery)					
					2017	2016	2015	2014	2013	
Cubic Metres	Twin Rivers Paper Company Inc. - Edmundston Mill	Mill	Hardwood	Pulpwood Chips				4,700		
			Softwood	Pulpwood Chips	42,137	53,531	154,008	126,225	108,117	
				Softwood	Sawmill Chips	781,548	758,667	763,964	830,896	600,574
		Total			823,685	812,198	917,972	961,821	708,691	
	Total			3,117,840	2,933,624	2,878,030	2,752,176	2,546,816		
Metric Tonnes	Arbec Forest Products	Mill	Softwood	Bark / Hogfuel				61,228	57,333	
		Total						61,228	57,333	
	AV Cell Inc.	Crown Land	Softwood	Bark / Hogfuel				531		
				Forest Biomass					13,835	
		Domestic Location	Softwood	Bark / Hogfuel				42		
		Mill	Hardwood	Bark / Hogfuel	36,934	29,006	22,669	27,951	33,223	
			Softwood	Bark / Hogfuel	3,987	55	722	2,607	4,276	
	Total			40,921	29,061	23,391	31,131	51,334		
	AV Nackawic Inc.	Crown Land	Hardwood	Forest Biomass			124			
			Softwood	Forest Biomass				2,069	330	
		Domestic Location	Softwood	Bark / Hogfuel				141		
		Industrial Freehold	Softwood	Forest Biomass				1,209	230	
				Bark / Hogfuel				26,226		
		Marketing Board	Softwood	Forest Biomass					5,180	
				Bark / Hogfuel			8,293	106,265	153,950	
	Total					15,964	165,992	159,690		
	Chaleur Sawmills Associates	Mill	Softwood	Bark / Hogfuel				27,000	26,000	
		Total						27,000	26,000	
	Fornebu Lumber Company Inc.- Bathurst Sawmill	Mill	Softwood	Bark / Hogfuel			9,300	9,000	2,000	
		Total					9,300	9,000	2,000	
	Groupe Savoie Inc.	Crown Land	Hardwood	Forest Biomass	15,740	24,480	41,303			
			Hardwood	Forest Biomass	1,556	3,696	3,360			
		Marketing Board	Hardwood	Forest Biomass	95		2,016			
Softwood			Forest Biomass		2,016					
Mill		Hardwood	Bark / Hogfuel					24,307		

Table 7. Domestic Residue Delivery by Source

Units (ResDel)	Mill (Residue Delivery)	Overall Source (Residue Delivery)	Species Group (Resid..)	Product (Residue Delivery)	Operating Year (Residue Delivery)					
					2017	2016	2015	2014	2013	
Metric Tonnes	Groupe Savoie Inc.	Mill	Softwood	Forest Biomass	108	858				
		Total			17,499	31,050	46,679		24,307	
	H. J. Crabbe & Sons Ltd.	Mill	Softwood	Bark / Hogfuel			5,051			
		Total					5,051			
	J.D. Irving - IP&P	Crown Land	Softwood	Forest Biomass				30,864	82,840	
		Domestic Location	Softwood	Bark / Hogfuel		514	8,276			
		Industrial Freehold	Softwood	Forest Biomass				16,236	16,729	
		Marketing Board	Softwood	Bark / Hogfuel				11,987		
				Forest Biomass					27,810	
		Mill	Hardwood	Bark / Hogfuel				5,656	19,418	
			Softwood	Bark / Hogfuel		207,458	138,335	185,459	168,611	
	Total					207,972	146,611	250,202	315,408	
	J.D. Irving - Utopia Mill	Crown Land	Softwood	Bark / Hogfuel				5,093		
				Forest Biomass					28,524	
		Industrial Freehold	Softwood	Bark / Hogfuel				13,917		
				Forest Biomass					3,110	
		Marketing Board	Softwood	Bark / Hogfuel				3,374		
				Forest Biomass					295	
		Mill	Hardwood	Bark / Hogfuel	389		78	2,390	231	
	Softwood		Bark / Hogfuel	16,895			948	76		
	Total			17,284		78	25,722	32,236		
	Maibec - Balmoral	Mill	Softwood	Bark / Hogfuel				11,330		
		Total						11,330		
	Marwood Ltd. - Tracyville	Mill	Softwood	Bark / Hogfuel			1,170	1,490	2,675	
		Total					1,170	1,490	2,675	
	Miramichi Lumber Products Inc.	Mill	Softwood	Bark / Hogfuel				2,500		
		Total						2,500		
	Shaw Resources	Domestic Location	Softwood	Bark / Hogfuel				15,758	12,912	
Industrial Freehold		Hardwood	Forest Biomass	40,151		40,642				
		Softwood	Forest Biomass					27,282		
Mill		Hardwood	Bark / Hogfuel			5,822		2,118		

Table 7. Domestic Residue Delivery by Source

Units (ResDel)	Mill (Residue Delivery)	Overall Source (Residue Delivery)	Species Group (Resid..)	Product (Residue Delivery)	Operating Year (Residue Delivery)						
					2017	2016	2015	2014	2013		
Metric Tonnes	Shaw Resources	Mill	Softwood	Bark / Hogfuel		685	10,708	39,136	10,701		
		Total			40,151	685	57,172	54,894	53,013		
Metric Tonnes	Twin Rivers Paper Company Inc. - Edmundston Mill	Crown Land	Hardwood	Forest Biomass	7,563	5,105	12,030				
			Softwood	Bark / Hogfuel				3,258			
			Softwood	Forest Biomass		511	42,685	14,237	20,861		
		Domestic Location	Hardwood	Forest Biomass	1,012						
			Softwood	Bark / Hogfuel		6,019	44	41,135	361,408		
			Softwood	Forest Biomass			9,404	74			
		Industrial Freehold	Hardwood	Forest Biomass	11,512	4,661	9,293				
			Softwood	Bark / Hogfuel				4,225			
			Softwood	Forest Biomass	47,570	59,121	26,158	41,728	7,160		
		Marketing Board	Softwood	Bark / Hogfuel				8,226			
				Forest Biomass	38,087	35,025	14,385	595			
		Mill	Hardwood	Bark / Hogfuel	52,041	56,277	46,079	34,268			
			Softwood	Bark / Hogfuel	325,819	283,021	326,253	313,018			
			Total				483,604	449,740	486,331	460,764	389,429
		Twin Rivers Paper Company Inc. - Plaster Rock Mill	Mill	Softwood	Bark / Hogfuel				60,000	60,000	
			Total						60,000	60,000	
Total					599,459	718,508	791,747	1,161,253	1,173,425		

Table 8. Roundwood Imports by Wood Source

Overall Source	Species (group)	Product	Wood Source (grp)	Operating Year					
				2017	2016	2015	2014	2013	
Import	Hardwood	Full Tree Chips	Maine	95,834	76,309	82,172	107,786	107,437	
			Nova Scotia	61,985	69,315	42,876	42,145	50,169	
		Lathwood	Quebec					1,968	
		Logs	Maine	103,718	103,709	96,230	130,906	118,678	
			Nova Scotia		29		429		
			Quebec	31,404	18,361	27,075	18,444	24,400	
		Pulpwood	Maine		15,236	3,499	836	7,238	
			Nova Scotia	11,269	19,336	5,959		10,808	
			Prince Edward Island	12,899	13,195	8,184	6,117	11,049	
			Quebec	2,622	27,260	7,343	3,717	888	
	Total				319,731	342,750	273,338	310,380	332,635
	Softwood	Full Tree Chips	Maine	100,218	78,633	42,191	145	86,390	
			Prince Edward Island			1,015			
			Quebec	106,672					
		Lathwood	Maine			29	863		
		Logs	Maine	169,147	167,294	182,103	186,860	250,018	
			Nova Scotia	1,288	1,307	1,907	4,848	14,511	
			Prince Edward Island	4,018	1,175	114	430	1,339	
			Quebec	9,946	10,593	13,585	8,354	9,185	
		Poles	Connecticut	110	978	1,230	454	2,250	
			Maine	80		1,000			
			New York	116	2,158	4,920	4,857	217	
			South Carolina				1,066	744	
		Pulpwood	Maine			88	9,767	3,225	
			Nova Scotia	217	35	15			
			Quebec		69,141		66	358	
		Roundwood Biomass	Quebec	2,156	997				
		Shinglewood	Maine	13,853	11,611	36,036	22,630	22,501	
			Quebec	5,774	1,494		166	414	
		Studwood	Maine	49,231	53,053	45,798	120,848	187,616	
Nova Scotia	252		147						
Prince Edward Island	197								

Table 8. Roundwood Imports by Wood Source

Overall Source	Species (group)	Product	Wood Source (grp)	Operating Year				
				2017	2016	2015	2014	2013
Import	Softwood	Studwood	Quebec	87,133	151,457	150,817	95,914	93,768
		Tree Length	Quebec				208	
		Total		550,408	550,073	480,848	457,476	672,536
	Total		870,139	892,823	754,186	767,856	1,005,171	

Table 9. Residue Imports by Source

Units (ResDel)	Species Group (Resid..)	Product (Residue Delivery)	Import Source	Operating Year (Residue Delivery)					
				2017	2016	2015	2014	2013	
Cubic Metres	Hardwood	Pulpwood Chips	Maine			1,400	92,167	84,444	
		Sawdust	Quebec			345			
		Sawmill Chips	Maine	15,014		95,975			
			Quebec			19,503	15,422	28,851	
		Shavings	Quebec			894			
		Total		15,014		118,117	107,589	113,295	
	Softwood	Pulpwood Chips	Maine				119,785		
			Quebec				234,071		
		Sawdust	Maine	1,901	3,189	1,901	3,627	67	
			Quebec	5,007	7,358	5,465	17,217	14,331	
		Sawmill Chips	Maine	308,770	280,528	275,263	113,820	60,826	
			PEI	260	1,218	943	1,219		
			Quebec	524,581	519,885	441,692	200,260	385,008	
		Shavings	Maine	28,124	25,075	17,776	4,959	209	
			Nova Scotia	7,993	1,785	62	679		
			Quebec		4,192	20,584	266		
	Total		876,636	843,230	763,686	695,903	460,441		
	Total		891,650	843,230	881,803	803,492	573,736		
	Metric Tonnes	Hardwood	Bark / Hogfuel	Maine	1,160		2,208	14,686	720
				Quebec	25,185	27,576	10,302		
Forest Biomass			Maine	49,652	69,122				
Total				75,997	96,698	12,510	14,686	720	
Softwood		Bark / Hogfuel	Maine	43,393	48,654	22,620	114,675	145,773	
			Quebec	180,895	185,381	232,596	197,824	198,525	
		Forest Biomass	Maine			906			
		Total		224,288	234,035	256,122	312,499	344,298	
Total		300,285	330,733	268,632	327,185	345,018			

Table 10. Roundwood Exports by Overall Source

Overall Source	Species	Product	Export Destination	Operating Year				
				2017	2016	2015	2014	2013
Crown Land	Birch (Yellow and White)	Full Tree Chips	Quebec			9,248		
		Pulpwood	Maine	4,194				
			Quebec	16,933		175		
	Total			21,127		9,423		
	Cedar	Shinglewood	Quebec			13,684		
		Total				13,684		
	Mixed Hardwood	Full Tree Chips	Port of Belledune - Unknow..				344	
			Quebec		1,847		18,597	
		Pulpwood	Maine		1,489		135	
			Quebec	1,862	4,838		144	
	Total		1,862	8,174		19,220		
	Poplar	Pulpwood	Maine		1,214			
		Total			1,214			
	Spruce, Fir, Jack Pine	Pulpwood	Maine				9,696	
Total					9,696			
Total			22,989	9,388	23,107	28,916		
Industrial Freehold	Birch (Yellow and White)	Pulpwood	Maine	4,855			1,212	
		Total		4,855			1,212	
	Cedar	Fuelwood	Quebec			524	524	410
		Logs	Nova Scotia	415	258	308	308	872
			Quebec		10			46
		Shinglewood	Maine		375			
			Quebec	10,424	11,864	15,874	23,051	21,086
		Studwood	Maine	1,739	3,432	707	1,751	6,423
			Nova Scotia				37	
			Quebec			88		854
		Tree Length	Maine		919	64	127	3,023
			Nova Scotia				858	
	Total		12,578	16,858	17,565	26,656	32,714	
	Hardwood and Poplar (mixed)	Pulpwood	Maine		39,151	43,812		
Total			39,151	43,812				

Table 10. Roundwood Exports by Overall Source

Overall Source	Species	Product	Export Destination	Operating Year				
				2017	2016	2015	2014	2013
Industrial Freehold	Hemlock	Pulpwood	Maine			1,180	967	13
		Total			1,180	967	13	
	Mixed Hardwood	Full Tree Chips	Maine				5,511	
			Quebec	1,475	17,594	38,832	12,397	14,539
		Logs	Maine	4,347	937	678	511	3,528
			Quebec	20,696	28,942	18,933	18,033	19,235
		Pulpwood	Maine	164,455	129,835	131,540	142,988	192,698
			Quebec	74,588	68,254	98,379	48,698	86,878
		Tree Length	Maine		685	1,386		
		Veneer	Maine	2,384	2,908	2,512	2,279	2,228
			Michigan	64		12		
			Ontario	2,574	2,246	5,418		3,196
			Quebec	1,286	1,895	1,426	600	2,184
	Total		271,869	253,296	299,116	231,017	324,486	
	Mixed Softwood	Logs	Quebec		37,572	14,378		
		Studwood	Nova Scotia		26,422			
		Total			63,994	14,378		
	Poplar	Logs	Quebec	986	1,773	2,384		5,865
		Pulpwood	Maine	96,714	84,202	89,362	84,564	138,230
			Quebec					2,143
		Tree Length	Maine		160			
		Veneer	Quebec					96
	Total		97,700	86,135	91,746	84,564	146,334	
	Red Pine	Logs	Quebec	1,977	2,087	3,577	2,020	2,554
		Pulpwood	Maine	409		417		
		Studwood	Quebec	573				
		Tree Length	Nova Scotia				1,268	1,217
Total			2,959	2,087	3,994	3,288	3,771	
Spruce	Studwood	Maine		4,635				
	Total			4,635				
Spruce, Fir, Jack	Full Tree Chips	Maine		10,443	757			

Table 10. Roundwood Exports by Overall Source

Overall Source	Species	Product	Export Destination	Operating Year					
				2017	2016	2015	2014	2013	
Industrial Freehold	Spruce, Fir, Jack Pine	Full Tree Chips	Quebec		5,114				
		Logs	Maine	5,682					
			Nova Scotia	111			34	353	
			Quebec	39,913	46,093	8,158	14,711	7,374	
		Pulpwood	Maine			1,825	50,727	18,275	
			Nova Scotia	40	38	19,704	19,996	14,812	
			Port of Belledune - Unknow..		488				
			Port of Dalhousie - Unknow..			3,263			
		Studwood	Quebec	61,826		47,931	33,987	37,633	
			Maine	93,241	56,885	11,896			
	Nova Scotia		54,007	39,983	74,524	51,635	9,047		
	Tree Length	Quebec		45,027	15,876	5,079	17,682		
		Quebec		9,417	4,633	3,626			
	Total				254,820	213,488	188,567	179,795	105,176
	Tamarack (larch)	Pulpwood	Maine					93	
		Tree Length	Quebec				23		
		Total						23	93
	White Pine	Logs	Quebec	77	600	954	1,682	341	
		Pulpwood	Maine			391	757	506	
		Studwood	Quebec					69	
		Total				77	600	1,345	2,439
	Yellow Birch	Veneer	Michigan				47		
		Total						47	
Total				644,858	680,244	661,703	530,008	613,503	
Marketing Board	Ash	Logs	Quebec			26			
		Total					26		
	Birch (Yellow and White)	Logs	Quebec			2	47		
		Pulpwood	Maine		32	1,246	535		
			New Brunswick					1,866	
			Nova Scotia				644		
Port of Belledune - Unknow..						2,548			

Table 10. Roundwood Exports by Overall Source

Overall Source	Species	Product	Export Destination	Operating Year					
				2017	2016	2015	2014	2013	
Marketing Board	Birch (Yellow and White)	Pulpwood	Quebec		200	35	332		
		Total		232	1,283	1,511	4,461		
	Cedar	Logs	Maine		3,260	7,010	2,745	2,000	1,082
			Quebec			48			
		Pulpwood	Maine			23			
			Quebec						
		Shinglewood	Maine		414	295			
			Quebec		113	240			
		Studwood	Maine		4,064	2,034	567		238
			Quebec			221	276		
	Tree Length	Maine		4,601	7,287	3,985	1,557	1,927	
		Quebec		1,743					
	Total		14,195	17,158	7,573	3,557	3,247		
	Hardwood and Poplar (mixed)	Pulpwood	Maine				16,105		
		Total					16,105		
	Hemlock	Pulpwood	Maine				29	135	736
		Studwood	Maine			34		71	356
		Total			34	29	206	1,092	
	Mixed Hardwood	Full Tree Chips	Maine				93		84
			Quebec						
		Logs	Maine		1,428	10,808	2,099	5,572	497
			Nova Scotia		1,595	1,547	62		
		Pulpwood	Quebec		971	2,751	201	445	5,911
			Maine		143,972	134,306	95,169	53,160	47,670
			New Brunswick		184				
			Nova Scotia		991	283	1,040		2,379
			Port of Belledune - Unknow..			3,529	5,326		216
Quebec				675	6,859	2,163	1,374	1,769	
Studwood		Quebec			8,235	1,807			
Tree Length	Maine					28			
Veneer	Maine		144	135	196	96	383		
	New Hampshire				16				
Total		149,960	168,453	108,172	60,675	58,909			

Table 10. Roundwood Exports by Overall Source

Overall Source	Species	Product	Export Destination	Operating Year					
				2017	2016	2015	2014	2013	
Marketing Board	Mixed Softwood	Logs	Nova Scotia		3,793				
		Poles	Nova Scotia			149			
		Pulpwood	Nova Scotia			284			
		Total			3,793	433			
	Mixed Species	Pulpwood	Maine			1,340			
		Total				1,340			
	Other Hardwood	Logs	Maine		1,058				
		Pulpwood	Maine		691				
		Total			1,749				
	Poplar	Logs	Maine		7,973		10,030		
			Quebec		2,688	3,380	3,954	8,457	9,419
		Pulpwood	Maine		77,816	81,055	108,253	46,280	48,395
			New Brunswick		1,188		421		
			Nova Scotia		307				
			Port of Belledune - Unknow..			2,672	5,075		
			Quebec		2,165			36	3,398
		Studwood	Quebec			2,378		605	
	Total			92,137	89,485	127,733	54,773	61,817	
	Red Maple	Logs	Quebec		724				
		Pulpwood	Quebec				355		
		Total			724		355		
	Red Pine	Logs	Maine		783		3,425		
		Poles	Nova Scotia			33			
		Studwood	Nova Scotia		542				
		Total			1,325	33	3,425		
	Spruce	Logs	Nova Scotia			81	922		
		Pulpwood	Nova Scotia					445	
Studwood		Maine				922			
		Nova Scotia			155	76			
Total					236	1,920	445		
Spruce, Fir, Jack	Logs	Maine		3,123	4,072	207	17		

Table 10. Roundwood Exports by Overall Source

Overall Source	Species	Product	Export Destination	Operating Year					
				2017	2016	2015	2014	2013	
Marketing Board	Spruce, Fir, Jack Pine	Logs	Nova Scotia	224	918	2,716	2,580	335	
			Quebec	8,268	6,767	4,750	8,141	79	
		Poles	Nova Scotia			6,340			
		Pulpwood	Maine	174	883	3,916	29,326	13,972	
			Nova Scotia	2,981	2,112	8,726	24,604	16,514	
			Port of Belledune - Unknow..		268	4,609			
			Quebec			148			
		Studwood	Maine	3,125	5,132	4,416	5,037	5,652	
			Nova Scotia	16,406	35,541	45,017	28,997	20,206	
			Quebec	5,227	1,721	212	108	214	
		Tree Length	Maine	19,071	8,214	444	6,269	2,892	
			Nova Scotia					38	
		Total				58,599	65,628	81,501	105,079
	Tamarack (larch)	Logs	Nova Scotia	48	467				
			Quebec		105				
		Total				48	572		
	White Birch	Logs	Quebec			5		9	
		Pulpwood	Port of Belledune - Unknow..					113	
		Total						5	122
	White Pine	Logs	Maine		126				
		Total					126		
	Yellow Birch	Logs	Quebec			17			
Total						17			
Total				316,988	347,499	349,917	225,801	189,995	
Grand Total				984,835	1,037,131	1,034,727	784,725	803,498	