


NEW BRUNSWICK PRIVATE WOODLOT PRODUCTION

2021-22

New Brunswick Forest Products Commission



New Brunswick
Forest Products Commission

Commission des produits forestiers
du Nouveau Brunswick

The New Brunswick Forest Products Commission regularly collects private woodlot production reporting from two main sources: Forest Products Marketing Board reporting and Timber Utilization reporting from Crown Licensees and sub-Licensees that purchase primary forest products originating from New Brunswick private woodlots. The data presented in this report is derived from the data collected and compared to the Annual Allowable Cut (AAC) which is the long-term sustainable harvest level that was calculated as part of the 2012 Private Forest Task Force Report.

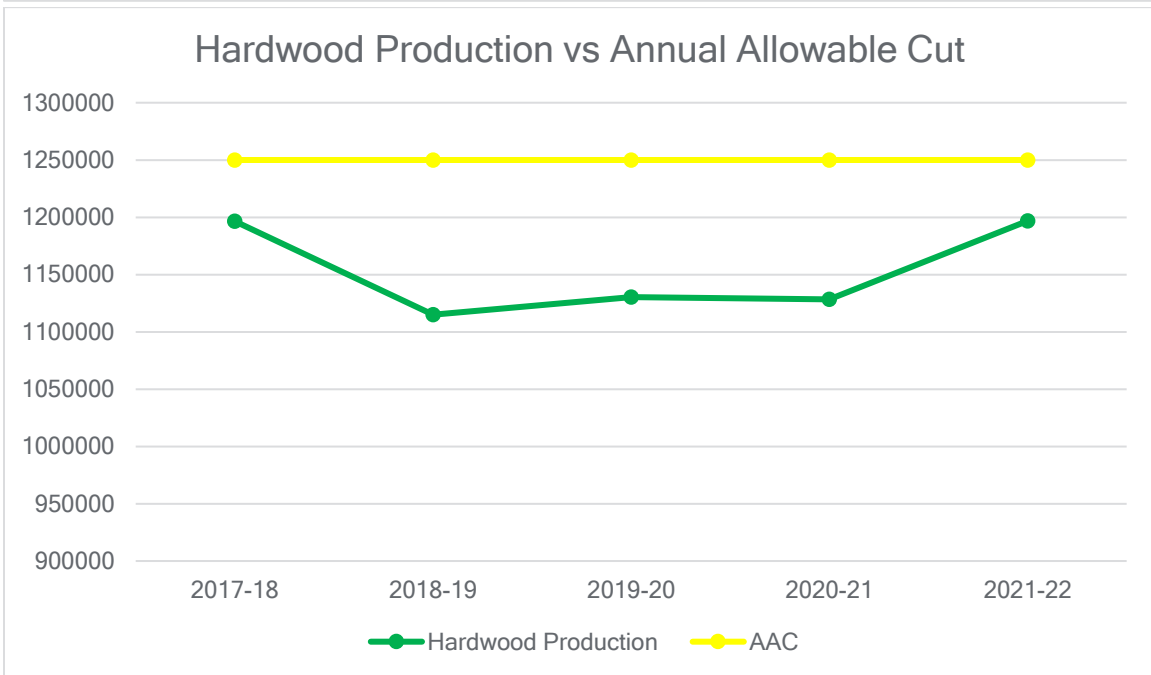
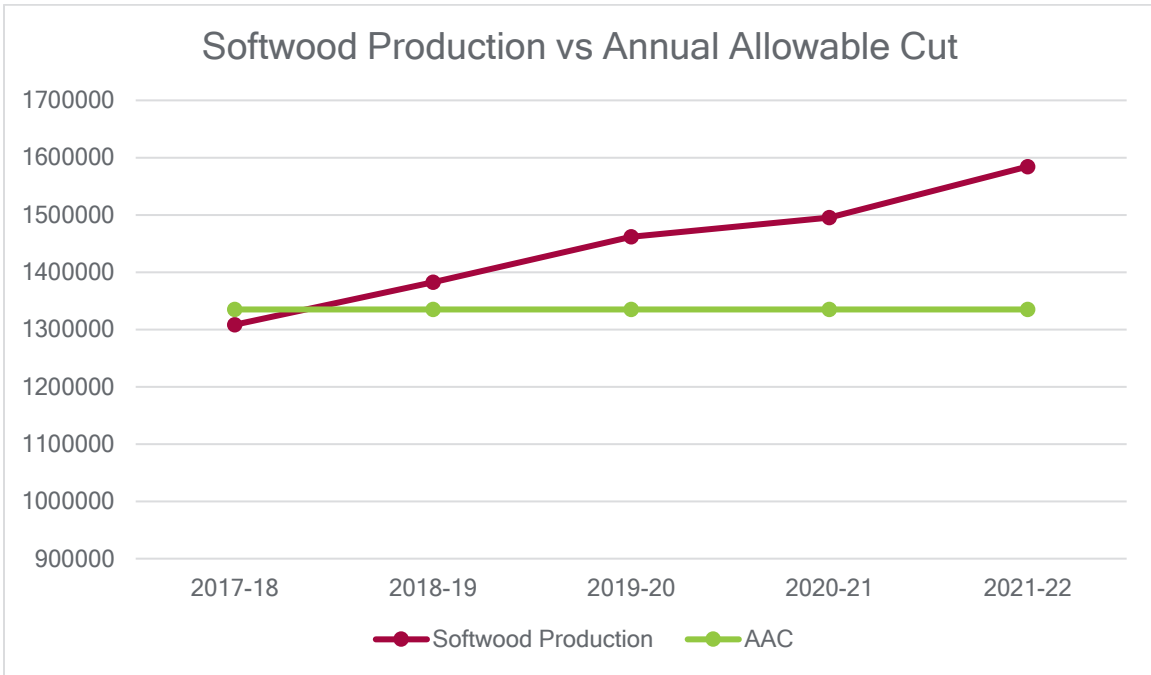
Private Woodlot Production - Softwood

MARKETING BOARD REGION	SOFTWOOD VOLUME (M3)	SOFTWOOD AAC* (M3)	% OF AAC*
CARLETON-VICTORIA (CV)	116,219	100,000	116
MADAWASKA (MAD)	163,328	75,000	218
NORTH SHORE (NSH)	164,251	180,000	91
NORTHUMBERLAND (NTH)	212,232	120,000	177
SOUTH-EAST NEW BRUNSWICK (SENB)	310,914	250,000	124
SOUTHERN NEW BRUNSWICK (SNB)	346,446	345,000	100
YORK-SUNBURY-CHARLOTTE (YSC)	271,060	265,000	102
TOTAL	1,584,450	1,335,000	119

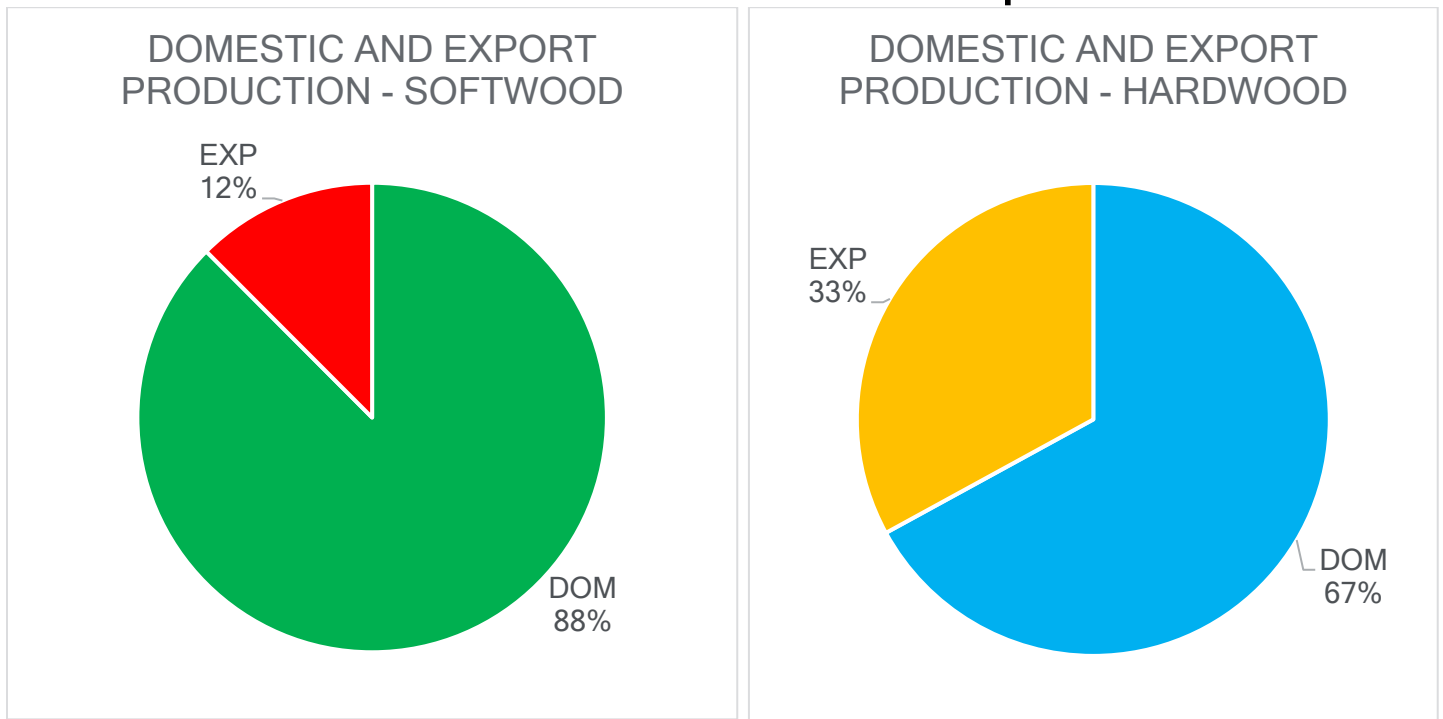
Private Woodlot Production - Hardwood

MARKETING BOARD REGION	HARDWOOD VOLUME TO MILLS (M3)	ESTIMATED FIREWOOD VOLUME (M3)	TOTAL (M3)	AAC (M3)	% OF AAC
CARLETON-VICTORIA (CV)	85,647	49,940	135,587	125,000	108
MADAWASKA (MAD)	90,136	31,130	121,266	95,000	128
NORTH SHORE (NSH)	111,016	89,265	200,281	215,000	93
NORTHUMBERLAND (NTH)	43,501	43,175	86,676	90,000	96
SOUTH EAST NEW BRUNSWICK (SENB)	106,512	92,180	198,692	185,000	107
SOUTHERN NEW BRUNSWICK (SNB)	79,239	138,600	217,839	305,000	71
YORK-SUNBURY-CHARLOTTE (YSC)	130,758	105,710	236,468	235,000	101
TOTAL	646,809	550,000	1,196,809	1,250,000	96

Private Woodlot Production – Five Years



Private Woodlot Production – Domestic & Export



Private Woodlot Production by Species & Products

